



INFINITI QX4 (2001-2004) NISSAN PATHFINDER (2001-2004)

SEE REVERSE SIDE FOR
INFINITI QX4 (1997-2000) NISSAN PATHFINDER (1996-2000)

PART NUMBER: NS-70-00

PLEASE READ COMPLETE INSTRUCTIONS BEFORE INSTALLING THIS Pro.Fit VSM®.
All instructions assume a drivers seat vantage point. Caution is advised when removing and reassembling wood or plastic parts of a dash. Applying unnecessary force or pressure may cause a piece to crack or break.


Pro.Fit logo and part number will be right side up and readable when installed.

TOOLS REQUIRED: #2 Phillips screwdriver, hook tools, 5/64" drill bit and drill, marking pen.


PARTS INCLUDED: Pro.Fit VSM®, three (3) #10x5/8" screws, instructions.

LOCATION: To right of the climate control.

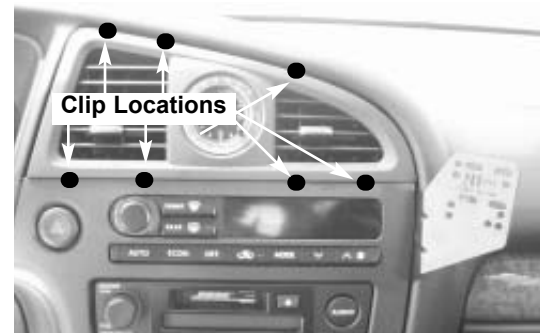
STEP 1. Begin by removing the air vent assembly above the climate control module. There are three (3) clips on the top and four (4) clips on the bottom of the vent. (See photo # 3.) Slide your hook tool between the vent assembly and dash. Push the clip towards the vent to release it, while gently pulling the vent out. After releasing all seven (7) clips, slide the air vent out and set aside.



STEP 2. Locate and remove two (2) Phillips screws directly above the climate control. Gently pull the radio and climate control module away from the dash. It is not necessary to completely remove the unit.

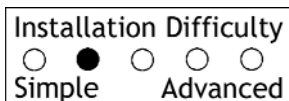


STEP 3. Place the Pro.Fit VSM® to the right of the climate control. Align the mount so that rectangular hole is completely visible. Hold the mount securely against the dash and mark the locations of the three (3) screw holes. Set the mount aside. Drill three (3) pilot holes at the marked locations using a 5/64" drill bit and drill. Align the mount over the pilot holes, insert the three (3) # 10x1/2" screws and tighten. Reassemble the dash in reverse order.



This completes the installation of your Pro.Fit VSM®.

Pro.Fit International, Inc.® may not be held liable for any damage to a vehicle before, during or after the installation or removal of this Pro.Fit VSM®. Pro.Fit may not be held liable for any personal injury resulting from accident or improper installation. Pro.Fit International, Inc.® 1335 Eagandale Court, Eagan, MN 55121, Ph: 651-688-3588 or 800-388-0073 Fx: 651-688-9876



© Pro.Fit International, Eagan, MN 2006





INFINITI QX4 (1997-2000) NISSAN PATHFINDER (1996-2000)

SEE REVERSE SIDE FOR
INFINITI QX4 (2001-2004) NISSAN PATHFINDER (2001-2004)

PART NUMBER: **NS-70-00**

PLEASE READ COMPLETE INSTRUCTIONS BEFORE INSTALLING THIS Pro.Fit VSM®.
All instructions assume a drivers seat vantage point. Caution is advised when removing and reassembling wood or plastic parts of a dash. Applying unnecessary force or pressure may cause a piece to crack or break.

Pro.Fit logo and part number will be right side up and readable when installed.

TOOLS REQUIRED: #1 Phillips screwdriver

PARTS INCLUDED: **Pro.Fit VSM®**, and instructions.

LOCATION: To right of the climate control.

STEP 1.

Begin by removing radio trim bezel which surrounds radio and climate control. Using Phillips screwdriver, remove two (2) screws located on bottom left and bottom right of bezel. Starting at bottom of bezel, pull back with hands and continue pulling as you work around bezel releasing clips [one (1) on right, two (2) on left, and two (2) on top.] Let bezel hang.



STEP 2.

Locate and remove two (2) Phillips screws to the right of the climate control. Install hang-up cup onto **Pro.Fit VSM®**. Align **Pro.Fit VSM®** over screw holes and centering pin. Insert and tighten factory screws.



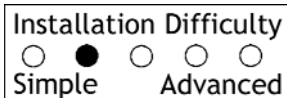
STEP 3.

Snap trim bezel back into place. Insert and tighten factory screws.



This completes the installation of your **Pro.Fit VSM®**.

Pro.Fit International, Inc.® may not be held liable for any damage to a vehicle before, during or after the installation or removal of this **Pro.Fit VSM®**. **Pro.Fit** may not be held liable for any personal injury resulting from accident or improper installation. **Pro.Fit International, Inc.®** 1335 Eagandale Court, Eagan, MN 55121, Ph: 651-688-3588 or 800-388-0073 Fx: 651-688-9876



© **Pro.Fit International**, Eagan, MN 2006

