



Mitsubishi Outlander (2003-2005)



PART NUMBER: MV-50-03-L

PLEASE READ COMPLETE INSTRUCTIONS BEFORE INSTALLING THIS Pro.Fit Legend.

All instructions assume a drivers seat vantage point. Caution is advised when removing and reassembling wood or plastic parts of a dash. Applying unnecessary force or pressure may cause a piece to crack or break.

TOOLS REQUIRED: #2 Phillips screwdriver, drill and 5/64" bit, Dash trim removal tool (DM-40-22), 10mm

PARTS INCLUDED: nut driver, marking pen

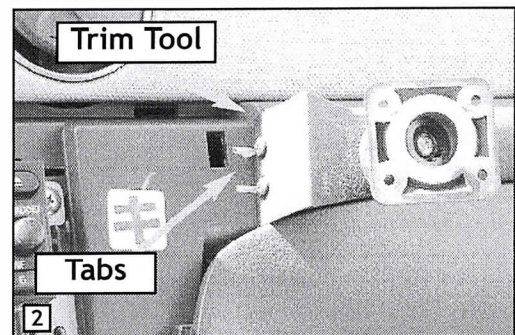
Pro.Fit Legend, instructions, two (2) # 8 x 1/2" screws, hardware pack

LOCATION: Right of radio

STEP 1. Pull off the three (3) round, climate control knobs with your hands. Remove the two (2) screws below the two largest knobs. **Photo 1.** Insert dash trim removal tool behind the upper-right corner of the trim bezel that surrounds the radio / climate control. **Photo 2.** Pry gently outward, releasing a retainer clip. Work the tool around the bezel, prying outward until all clips are released. Set bezel aside.





STEP 2. Remove the two (2) plastic tabs with a pair of pliers by twisting back and forth. **Photo 2.**




STEP 3. Press the Legend firmly against the dash, right of the radio. (**Photo 2**). Using the screw holes as a guide, mark the location of the top and bottom hole. Drill two (2) pilot holes at the marked location using a 5/64" drill bit and drill. Align the **LEGEND** over the pilot holes, insert two (2) # 8 x 1/2" screws and tighten. The **LEGEND** may also be installed pointing towards the driver if desired. **Photo 3.**

STEP 4. Re-assemble the dash in reverse order. This completes the installation of your Legend.



Pro.Fit International, Inc.® may not be held liable for any damage to a vehicle before, during or after the installation or removal of this Pro.Fit Legend®. Pro.Fit may not be held liable for any personal injury resulting from accident or improper installation. Pro.Fit International, Inc.® 1335 Eagandale Court, Eagan, MN 55121, Ph: 651-688-3588 or 800-388-0073 Fx: 651-688-9876



© Pro.Fit International, Eagan, MN 2004

