



## Jaguar S-Type (2003-2006)

PART NUMBER: JG-52-03-L



**PLEASE READ COMPLETE INSTRUCTIONS BEFORE INSTALLING THIS Pro.Fit Legend.**

All instructions assume a drivers seat vantage point. Caution is advised when removing and reassembling wood or plastic parts of a dash. Applying unnecessary force or pressure may cause a piece to crack or break.


**TOOLS REQUIRED:** Dash Trim Removal Tool, 15mm Torx driver

**PARTS INCLUDED:** Pro.Fit Legend, instructions, mounting tape, hardware pack, surface prep kit

**LOCATION:** Right of radio


### STEP 1.

Remove the wood trim bezel around the gear shift by inserting a dash trim removal tool under the bezel and push down to release a retainer clip. Work the tool around the bezel to release all clips. Lift bezel over shift and set aside.




### STEP 2.

Open center console and insert trim tool beneath edge of cup holder. Push down to release cup holder and lift out. Remove plastic tray from below cup holders. Remove two (2) 15 mm Torx screws, one from lower left corner of center console and other from upper right corner of cup holder cavity. Lift out center console tray and set aside.



**STEP 3.** Insert trim tool behind upper right corner of climate control / radio bezel and push down to release clip. **Photo 1.** The bezel is large, continuing around the gear shift. Using the trim tool and your hands, gently pull outward until all clips are released. Set bezel aside. Remove 7mm bolt left of the climate control. **Photo 2.** Align Legend over 7mm bolt hole, insert bolt and tighten.



**STEP 4.** Re-assemble the dash in reverse order. To mount a device to the Legend using the mounting tape, clean the surface with the prep kit according to instructions. This completes the installation of your Legend.

Pro.Fit International, Inc.® may not be held liable for any damage to a vehicle before, during or after the installation or removal of this Pro.Fit Legend. Pro.Fit may not be held liable for any personal injury resulting from accident or improper installation. Pro.Fit International, Inc.® 1335 Eagandale Court, Eagan, MN 55121, Ph: 651-688-3588 or 800-388-0073 Fx: 651-688-9876

