



**Dodge Ram (2002-2005)
Dodge 2500, 3500 (2003-2005)**

PART NUMBER: DG-70-05-L



PLEASE READ COMPLETE INSTRUCTIONS BEFORE INSTALLING THIS Pro.Fit Legend.


All instructions assume a drivers seat vantage point. Caution is advised when removing and reassembling wood or plastic parts of a dash. Applying unnecessary force or pressure may cause a piece to crack or break.

TOOLS REQUIRED: 5/64" drill bit and drill, # 2 Phillips screwdriver, 7mm nut driver


PARTS INCLUDED: Pro.Fit Legend, instructions, three (3) #8x1/2" screws.

LOCATION: Upper right corner of dash

STEP 1. Begin by removing the trim bezel around the radio and climate control module. Remove the 7mm hex head screw located below the right-of-radio air vent. (See photos # 1 & 2). Open the glove compartment, grasp the lower right corner of the bezel and pull out gently, releasing a retainer clip. Continue pulling outward as you work your hands around the bezel, releasing all eight (8) clips. (See photo # 2). Disconnect the wiring harnesses to the bezel and set bezel aside.



STEP 2. Remove four (4) 7mm hex head screws from the four (4) corners of the radio. Slide the radio out of its cavity and let it hang down. It is **not necessary** to disconnect the wiring to the radio.

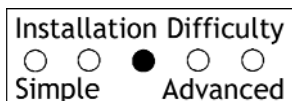


STEP 3. Place the **Legend VSM** against the dash pad in the upper right corner of the radio cavity. The **Legend** needs to be slid to the far right edge of the cavity. Using the **Legend** as a guide, mark the location of the three (3) mounting holes. Set the **Legend** aside. Using a 5/64" drill bit and drill, drill three (3) pilot holes, approximately 3/8" deep at the marked locations. Position the **Legend** over the pilot holes, insert three (3) # 8 x 1/2" screws and tighten. Reassemble the dash in reverse order.



This completes the installation of your **Pro.Fit Legend**.

Pro.Fit International, Inc.® may not be held liable for any damage to a vehicle before, during or after the installation or removal of this **Pro.Fit Legend**. Pro.Fit may not be held liable for any personal injury resulting from accident or improper installation. Pro.Fit International, Inc.® 1335 Eagandale Court, Eagan, MN 55121, Ph: 651-688-3588 or 800-388-0073 Fx: 651-688-9876



© Pro.Fit International, Eagan, MN 2006

**VIEW INSTRUCTIONS & UPDATES
ONLINE @
WWW.PRO-FIT-INTL.COM**