

MASSAGE CHAIR
USER MANUAL

www.nouhaus.com

NOUHAUS
LIFESTYLE
MASSAGE CHAIR
USER MANUAL

Modern Type
N-0001



Life Curation
NOUHAUS[®]

NOUHAUS LIFESTYLE MASSAGE CHAIR USER MANUAL



Thank you for purchasing the NOUHAUS Massage Chair.
Please read this manual carefully before starting any use.
Please store the manual where you can always find it after reading it.

This User's Manual contains the product warranty information.
This product's purpose is for a home massage chair, so please do not
use it for commercial or industrial purposes.
We may improve the design and specifications of this product without
any further notice.

This product is exclusively for 120V.
Please make sure to plug the power plug into a dedicated 120V outlet.
Using 110V transceiver to 120V may interfere with safety, so do not use it.

Modern Type
N-0001

CONTENTS

- 01 Safety Precautions
- 02 How to Assemble
- 03 Components Names
- 04 Remote Control Button and Usage Method
- 05 Cleaning and Storage Method
- 06 Troubleshooting
- 07 Customer Service Information
- 08 Product Specifications and Information
- 09 Product Warranty



Modern Type
N-0001

The following safety precautions is for precautions from any unexpected event to ensure that the product is safe and accurate.

During installment

Do not modify, disassemble or repair other than service provider.

→ It may cause fire/electric shock.

Use on a flat surface.

→ It may cause failure or accident.

Power-related

If it does not turn on or cause an error, immediately unplug the power connected to the outlet and request for after-service care.

→ It may cause an electric shock, short circuit, or fire.

When the cover of the product is torn or stripped, the upholstery can be caught into the chair, so make sure that the product is not damaged in appearance, as this may cause a serious accident.

If there is any damage, please contact the support center.

→ It may cause electric shock or injury.

Please instruct any child to do not touch the power plug.

→ There is a risk of electric shock or injury.

Do not bend the power plug too hard or break it by pressing it against any heavy object.

→ Risk of fire and electric shock.

Do not use multiple devices simultaneously when using a multi outlet adapter.

→ Risk of fire due to high heating of the outlet.

When disconnecting the power plug, hold the plug and Do not pull from the wire.

→ If the wires is torned, there may be a risk of fire and electric shock.

Remove any contaminant, moisture, etc from the pins of the power plug.

→ It may cause electric shock / fire.

Do not touch the power plug with wet hands, and disconnect the power plug when cleaning.

→ There is a risk of electric shock.

This product is exclusively for AC 120V. Power plugs must be used for 120V exclusively.

→ Risk of fire due to the high heating of the outlet.

Be sure to use a ground-type outlet when using the multi-tap.

→ Use of non-grounded multitap-outlets can cause electric shock and injury.

In the event of power failure, immediately turn off the power switch and unplug the power from the outlet.

→ It may cause accidents when the power is turned on again.

When in Usage

For safety reasons, please refrain the following type of people from using massage chairs.

Do not use the following patients :

- People with thrombosis, embolism, severe venous, acute venous, etc.
- Suspected person with whiplash
- A person with symptoms of a sudden contraction of a spasm or muscle.
- A pregnant woman in the early stages of pregnancy or right after childbirth
- A person with an abnormality in the spine or backbones left and right due to accidents or diseases.
- People with acute appendicitis and severe heart failure
- People who are using human implanted electronic medical devices such as implanted heartbeats
- A person with seizures or a psychogenic disease.

- A person who has lost a sense of temperature due to a high degree of peripheral circulation from diabetes, etc.
- A person with an osteomyelitis.
- Person who is not free of expression and movement of their body.
- Someone with spine symptoms or under spine treatment.
- A person who is being treated at a medical institution because of a special physical defect.

Make sure to consult your doctor before using the product for the following people.

- People who are concerned about side effects from the use of this product such as pregnant women.
- A person whose body temperature is higher than normal due to acute inflammation.
- People with skin disease, malignant tumors, and other symptoms of skin disease.
- Someone who needs stability because they are being treated by a doctor.
- Other people who feel an abnormality in their bodies.
- A person whose doctor forbade massage.
- A person or a person with weak muscles due to their old age.
- A person with back pain.

Do not use or store in humid areas such as bathrooms.

- It may cause electric shock, fire, failure, and mold.

Don't let the child play or climb up the massage chair.

- There is a risk of falling or injury.

Do not wear anything hard on your head, such as headgear.

- It may cause injury.

Use time is 30 minutes per day, 15 minutes per usage, and only 5 minutes for continuous use in the same area.

- Long-term use can strain muscles or nerves.

If you experience any of the following side effects while using the product, please stop using it :

- Posture damage, bruises, stab wounds, cuts from the product.
- Excessive usage of this product can cause damage to muscles and tendons, nerves, vertebrae, etc.
- Skin disease, burns, etc.
- Fractures, bone dislocation, abrasion, etc.
- Respiratory system failure and suffocation, etc.

When massaging your hips and thighs, take out all objects out of your pants pocket.

- There may be an accident or injury.

During the massage operation, do not remove the power from the outlet or turn the power switch on/off.

- It may cause an accident.

Do not use it near fireplaces, or while smoking. Also, do not use it on heating appliances such as an electric pad.

- It may cause a fire.

Do not use it after drinking alcohol.

- There may be an accident or injury.

Do not let more than two people get on the product or use it at the same time.

- Cause of falling or injury.

Do not use on bare skin.

- If you massage the skin directly, it can cause skin damage.

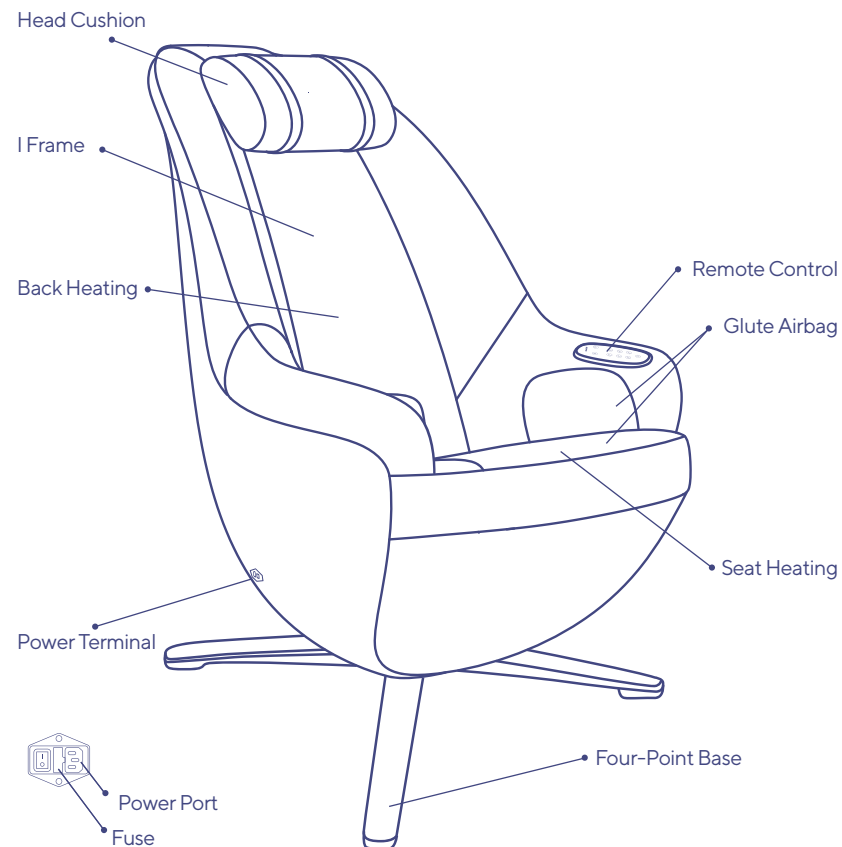
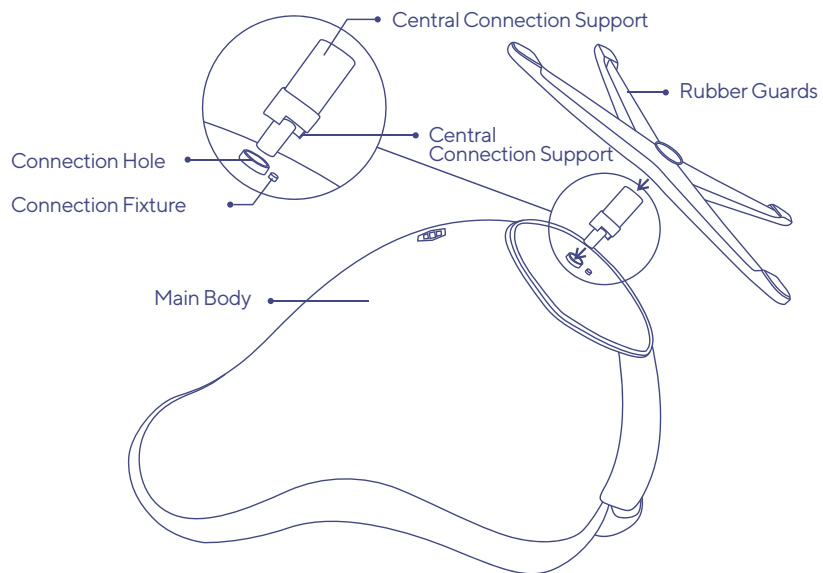
Be careful not to trip over the remote control cable.

- There is a risk of injury.

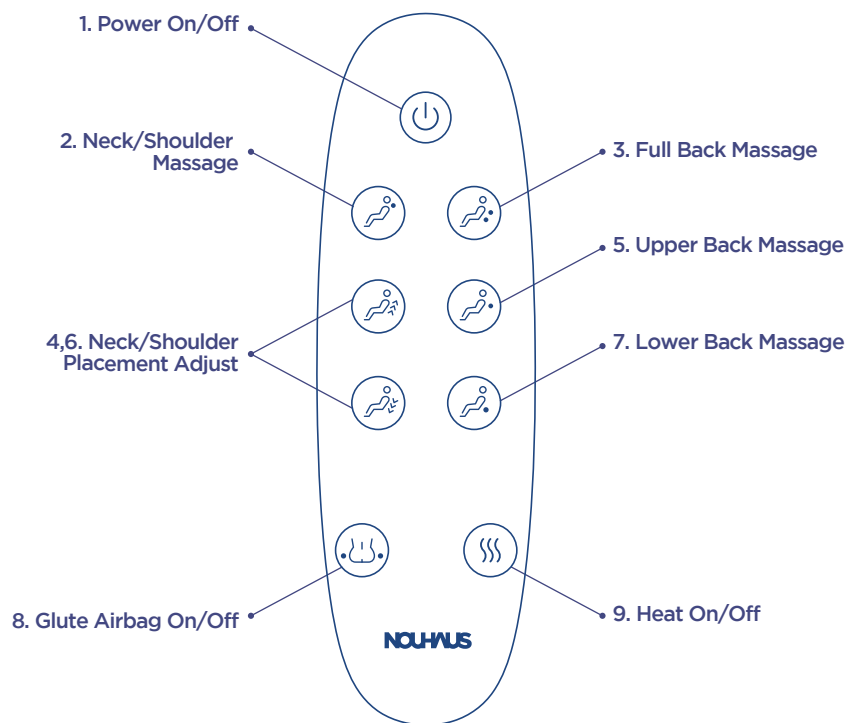
When cleaning the product, disconnect the power plug from the outlet.

- Causes electric shock or injury.

1. Safely take out all the enclosed parts from the box.
(Please make sure there are no parts left.)
2. Place it on a flat soft surface to avoid scratching.
3. Lay the product forward and insert the top of the "Central Connection Support" into the "Connection Hole" under the massage chair.
4. Push the "Four-legged Support" fully into the bottom of the "Central Connection Support"



*Carefully unload the product during assembly.
There is a risk of product damage or injury if put down suddenly.

**1. Power ON button**

The power indicator light turns on.

2. Neck/Shoulder Massage button

1 step: On

2 step: Off

3. Full Back Massage Button

1 step: On

2 step: Off

4,6. Neck/Shoulder Placement UP/DOWN Adjust**5. Upper Back Massage Button**

1 step: On

2 step: Off

7. Lower Back Massage Button

1 step: On

2 step: Off

8. Glute Airbag Button

1 step: On

2 step: Off

9. Heating Button

1 step: On

2 step: Off

*The above functions can be used simultaneously.

Power OFF button

After 15 minutes, the massage will automatically turn off.

The massage nodes will return to its original position.

After use, turn off the power to prevent malfunction.

Disconnect the power plug from the outlet.

Be sure to disconnect the power plug from the outlet when cleaning.
Also, do not touch with wet hands.

· There is a risk of electric shock or injury.

Do not wipe with benzene, paint thinner, alcohol or spray insecticide.

· Causes discoloration, deterioration, or fire.

Wipe gently using a leather cleaner used in natural leather products.

Never iron the skin.

Wearing leather clothing may cause inflammation, as leather coverings can easily be disfigured.

Persistent sunlight, UV exposure can discolor the color of the product, so avoid placing it near the window and sunlight since it can change the color of the product.

If you encounter problems while using the product, refer to the following solutions:

If the problem persists, turn off the power supply, disconnect the power plug from the outlet, and then ask the service center.

Never disassemble or repair a product by yourself.

If the product is damaged due to disassembly and repair, you will not be able to obtain the warranty.

The Service Center shall not be responsible for any consequences.

Problem	Solution
The product is not powering on.	Make sure that the power switches are turned on. Check the power plug connection. Make sure the voltage used is correct
I hear friction in the massage chair. I can hear the motor clearly. Using a massage feature makes the noise louder.	Noise is generated by mechanical construction, it is not a failure. Noise may be present during normal operation.
The remote control works but the massage chair doesn't work.	When using the product for long periods of time, the temperature increases. The massage chair automatically switches to the over-temperature protection mode. In this case, turn off the power and allow the heat to cool. Please wait for 30 to 50 minutes.
Both the remote control and massage chair don't work.	If auto time is set, it means the time is up. Press the button again. Please product power off and on again.

*If this does not work, please refer to the product warranty and contact customer support.

NOUHAUS massage chairs are warranted for a period of: 1 year

Against

- 1. Missing materials from the Product at the time of delivery;
- 2. Defects in the manufacturing of materials used for the Products at the time of delivery;
- 3. Failure of the Products to correspond with the description in the applicable contract of sale at the time of delivery; and
- 4. Major defects in the functional department, such as :
 - Skeletal steel frame failure
 - Airbag failure
 - Power failure
 - Remote control failure
 - Massage ball failure
 - Recline tension mechanism failure

Subject to the following:

Any replacement parts shall be sent to the address of the original purchaser, replaced parts may be recollected by NOUHAUS to be disposed; to benefit under this warranty, NOUHAUS must be notified of any defect within 14 days of the occurrence of such defect via an image or video of the relevant defect sent electronically to shop@nouhaus.com , and after inspection and acceptance by NOUHAUS; to the extent permitted under the applicable Federal and State law of the United States of America, all parts replaced or repaired under this warranty shall be warranted for the remainder of the designated Warranty Period.

What Our Warranty Does Not Cover

All warranties listed on this page exclude the following where permitted under the applicable Federal and State law of the United States of America:

- 1. Excludes normal wear and tear of surfaces that are not attributable to manufacturing, including but not limited to (a) degradation of upholstery (PU leather / fabric / genuine leather / mesh), top portion of armrests, pillows, casters exterior or mesh stitching, (b) damage to plastic coverings, (c) variance of tightness of mechanisms, and (d) excludes damage from accidents, natural disasters, physical damage from pets, fire and flood, and non-manufacturing incidents covered under insurance policies (regardless of whether you are in possession of the relevant insurance), (e) excludes any variations in dimensions and color;
- 2. Any claims for indirect, consequential or incidental losses.
- 3. Damage to a product that has been modified or altered without the written permission of NOUHAUS;
- 4. Damage caused to all NOUHAUS products during self-assembly due to failure to adhere to the relevant self-assembly manual instructions provided;
- 5. Minor misalignments, variations arising out of hand-made workmanship. To ensure your product enjoyment and safety, and protection under the "Warranty Period", please ensure you have NOUHAUS assembly and care guidelines for this product, and follow them for the correct assembly and care for your item. Contact our Customer Service Team to obtain these guidelines if you do not have them.

Product Name	Nouhaus Lifestyle Massage Chair
Model Number	N-0001 Modern
Massage Chair Size	W25.9xD39.7xH37.5in
Ottoman size	W19.2xD15.3xH18.8in
Net Weight	77.2lbs(Massage Chair) 9.2lbs(Ottoman)
Total Weight	About 238lbs (Including the Box)
Power Usage	AC100V~240V, 50/60Hz
Power Consumption	60W
Customer Service	shop@nouhaus.com

For warranty information, please visit the Warranty section on our NOUHAUS website

Product Information

Product Name	Model Number
Manufacture Date	Manufacture Number
Purchase Store	Purchase Store Contact
Date of Purchase	Date of Installation
Warranty Date	

Customer Information

Name
Contact
Address



NOUHAUS, Inc.
2530 Corporate Pl. #A-112
Monterey Park, CA 91754

FCC Warning

Any Changes or modifications not expressly approved by the party responsible for compliance could void the user's authority to operate the equipment. This device complies with part 15 of the FCC Rules.

Operation is subject to the following two conditions:

1. This device may not cause harmful interference.
2. This device must accept any interference received, including interference that may cause undesired operation.

Note: This equipment has been tested and found to comply with the limits for a Class B digital device, pursuant to part 15 of the FCC Rules. These limits are designed to provide reasonable protection against harmful interference in a residential installation. This equipment generates uses and can radiate radio frequency energy and, if not installed and used in accordance with the instructions, may cause harmful interference to radio communications. However, there is no guarantee that interference will not occur in a particular installation. If this equipment does cause harmful interference to radio or television reception, which can be determined by turning the equipment off and on, the user is encouraged to try to correct the interference by one or more of the following measures:

- Reorient or relocate the receiving antenna.
- Increase the separation between the equipment and receiver.
- Connect the equipment into an outlet on a circuit different from that to which the receiver is connected.
- Consult the dealer or an experienced radio/TV technician for help.

FCC 20cm Statement

This equipment complies with FCC radiation exposure limits set forth for an uncontrolled environment. This equipment should be installed and operated with a minimum distance of 20cm between the radiator & your body. This transmitter must not be co-located or operating in conjunction with any other antenna or transmitter.