

## NER/ER Electric Chain Hoists

### Enhanced Features

#### UL® Listed\*

Certified and listed to UL 1340 "Standard for Hoists."



#### Easy Access Suspension

External pins allow for quick change from hook to lug for trolley mount configurations on most models.



#### Perpendicular Orientation

PT push trolley mount and MR motorized trolley mount hoists are configured as perpendicular to the beam on single fall models. Parallel mount is available as an option.



#### High Strength, Corrosion and Wear Resistant Load Chain

Grade 80, super strength, nickel-plated load chain, certified to DIN standards, uses unique technology to greatly increase resistance to fatigue and wear.



#### Green Initiative

Built smarter without the use of harmful materials. Environmentally friendly. RoHS compliant.



#### Notched Hook and Latch System

Provides positive closing and improves resistance against lateral forces standard on most models.



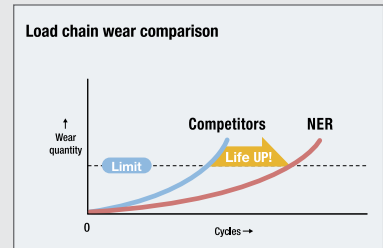
#### Unique Load Sheave

Increased number of pockets reduce chain vibration and increase chain life. 5 pockets standard; 6 pockets on smaller body hoists.



#### Extended Chain Life

Decreased chain wear as a result of a revolutionary heat treatment process, improved material and chain size.



\*Most models shipped with UL listing. Contact Customer Service for listed models.


### Limit Switches

Low-profile upper and lower limit switches are standard.



### Contactors

Mechanically interlocked, heavy-duty contactors on single speed models.



### Friction Clutch and Load Brake

Friction clutch is standard on NER/ER models and friction clutch with mechanical load brake standard on ER models. Carbon friction material provides consistent performance over a wide temperature range.



### High Air Flow

Cooler motor and brake attributed to an engineered motor fin, fan blade and fan cover design.



### Standard Count Hour Meter

Records and displays the number of lowering starts and hoist on time which is valuable for preventive maintenance. Integral to VFD on dual speed models.



### Dual Speed VFD

Under-the-cover VFD standard for dual speed hoists. Speed ratio is 6:1 with adjustability up to 12:1.



### “The Guardian” Smart Brake Technology

A current driven electromagnetic brake does not release unless the motor is energized. **10 year hoist brake warranty.**




### Pendant Controls

Ergonomic design for operator comfort. Red button emergency stop is standard on all 4-button and on 2-button dual speed pendants.



## Electric Chain Hoists



**“The Guardian”: Smart Brake Technology**  
Revolutionary DC current motor brake with electrical failsafe design. **10 year warranty.**


### Suspension

Hoist is easily changed from hook to lug mount configurations with external suspension pins on most models.



### Totally Enclosed Fan Cooled (TEFC) Motor

Engineered motor fin, fan blade and fan cover design cools the motor and brake.



### Extreme Duty Motor

Increased performance through 60 minute duty rating, H4 classification, Class B insulation, cooling fins and standard thermal motor protection. Offers higher horsepower than most competitors.

### Durable Push Button Pendant

Easy to use, one-handed operation. Rated IP65. Standard control voltage is 110V. Strain relief wire is molded to pendant cord for added support and dependability. E-stop is standard on all 4-button pendants and on 2-button dual speed pendants.



### Upper/Lower Limit Switches

Low profile upper and lower limit switches provide excellent headroom.




### Load Sheave

5 or 6 deep-groove pockets fully support the load chain during operation. Reduces vibration and chain wear. Provides true vertical lift.


### Forged Carbon Steel Hooks

Under excessive loads will open gradually and not fracture. Ball bearings produce smooth rotation. Bottom hook will swivel 360 degrees. Heavy-duty hook latches are standard.



### Unique Chain Guide

Provides quiet and smooth guiding of chain. Easily replaced without hoist disassembly. Heavy cast iron construction for improved wear versus stamped steel design offered by many manufacturers.



**Heat Treated Helical and Spur Gears**

Precision machined for long life. Oil bath lubrication results in a quiet, smooth, cool operation.

**Mechanical Load Brake**

Mechanical (secondary) Weston-style load brake standard on ER models.

**Long Life Friction Clutch**

Protects hoist from damage and prevents overwinding. ER model couples Weston-style load brake with friction clutch.

**Compact Aluminum Body**

Die-cast body is lightweight and offers low headroom – one of the best in the industry. Paint is electrostatically applied.

**Completely Sealed Body**

Suitable for both indoor and outdoor applications, including harsh environments. (Consult Owner's Manual for details.) Gaskets throughout the hoist provide for an IP55 rating.

**Contactors**

Mechanically interlocked heavy-duty contactors (single speed).

**Variable Frequency Drive**

Dual speed controls via "under-the-cover" variable frequency drive standard. Optional 2-step and 3-step infinitely variable control.

**Count Hour Meter**

This maintenance feature tracks motor starts, running time and usage history by instant digital display. Meter operates independently of the hoist. Integral to VFD on dual speed models.

**Easy Maintenance Control Panel**

Simple layout of controls and a single swing-down panel. Captured control cover provides standard wiring diagram and allows fast on-site access.

**Plug-in Connections**





Saves valuable time on set up and maintenance. "Quick disconnect" replaces typical competitive hard-wired designs.

**Corrosion Resistant Load Chain**

Nickel-plated, Grade 80, DIN chain for superb durability and strength.

**Operating Conditions**

Recommended for -4° to +104° F and humidity of 85% or less.



# NER/ER Electric Chain Hoists with Hook and Lug Suspensions



NER/ER010L  
(Shown with optional  
canvas chain container)

We have added several new features and upgrades to our NER/ER Series of electric chain hoists. These improvements to our high quality, full-featured hoist include the latest technologies making these models absolutely the best electric chain hoists in the market today.

## Features and Benefits

### UL® Listed\*\*

Certified and listed to UL 1340 "Standard for Hoists."

### Easy Access Suspension

External pins allow for quick change from hook to lug for trolley mount configurations on most models.

### Green Initiative

Built smarter without the use of harmful materials. Environmentally friendly. RoHS compliant.

### Notched Hook and Latch System

Provides positive closing and improves resistance against lateral forces.

### Limit Switches

Low-profile upper and lower limit switches are standard.

### Extended Chain Life

Decreased chain wear as a result of a revolutionary heat treatment process, improved material and chain size.

### High Air Flow

Cooler motor and brake attributed to an engineered motor fin, fan blade and fan cover design.

### Unique Load Sheave

Increased number of pockets reduce chain vibration and increase chain life. 5 pockets standard; 6 pockets on smaller body hoists.

### Friction Clutch and Load Brake

Friction clutch is standard on NER/ER models and friction clutch with mechanical load brake standard on ER models. Carbon friction material provides consistent performance over a wide temperature range.

### Standard Count Hour Meter

Records and displays the number of lowering starts and hoist on time which is valuable for preventive maintenance. Integral to VFD on dual speed models.

### Contactors

Mechanically interlocked, heavy-duty contactors on single speed models.

### High Strength, Corrosion and Wear Resistant Load Chain

Grade 80, super strength, nickel-plated load chain, certified to DIN standards, uses unique technology to greatly increase resistance to fatigue and wear.

### Dual Speed VFD

Under-the-cover VFD standard for dual speed hoists. Speed ratio is 6:1 with adjustability up to 12:1.

### "The Guardian": Smart Brake Technology

A current driven electromagnetic brake does not release unless the motor is energized. 10 year hoist brake warranty.

### Pendant Controls

Ergonomic design for operator comfort. Red button emergency stop is standard on all 2-button dual speed pendants.

## Standard Hoist Specifications

### Capacity Range

NER/ER – 1/8 Ton – 5 Ton  
(See page 30 for 8 – 20 Ton)

### Standard Voltage

208-230 / 460-3-60  
Optional voltages available  
Dual speed models are not reconnectable

### Control Voltage

110V (optional 24V)

### Duty Cycle\*

Single Speed – 60 Min.  
Dual Speed – 30/10 Min. with VFD

### Classification\*

ASME H4  
ISO M5 or M4  
FEM 2m or 1Am

### Conformance\*\*

UL 1340

### Ratings

Hoist – IP55  
Pendant – IP65

### Upper/Lower Limit Switch

Overwinding / overlifting device  
Standard on all models

### Chain Falls\*\*\*

Single chain fall through 3 Ton

### Standard Lift

10' (longer lifts available)

### Standard Pendant Drop

4' less than lift (longer drops available)

### Standard Power Supply Length

15' (longer lengths available)

### Mounting

Hook, lug or trolley

### Standard Pendants

Single speed: 2-button (momentary contacts)  
Dual speed: 2-button (momentary contacts) with emergency On/Off (maintained contacts)

### Chain Containers

Optional  
Canvas, plastic or steel

### Operating Conditions

Recommended for -4° to +104° F and humidity of 85% or less.

### NER vs. ER Features

ER model has same high-quality features as NER plus the following:

- Second brake—Weston-style mechanical load brake

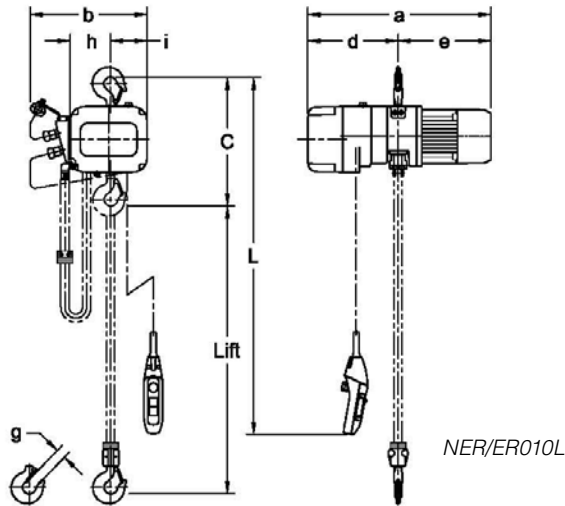
\*See page 59 for additional information.

\*\*Most models shipped with UL listing. Contact Customer Service for listed models.

\*\*\*The 3 Ton (N)ER030L is the previous hoist model.



NER/ER010L  
(Shown with optional  
canvas chain container)



NER/ER010L

**SINGLE SPEED — SPECIFICATIONS**

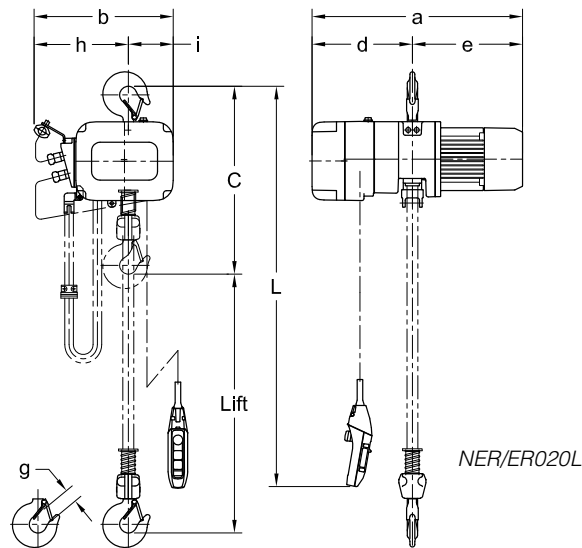
Cap. (Tons)	Product Code	Standard Lift (ft)	Push Button Cord L (ft)	Lifting Speed (ft/min)	Lifting Motor 3 Phase 60 Hz			Load Chain Diameter (mm) x Chain Fall Lines	Net Weight (lbs)		Weight for Additional One Foot of Lift (lbs)
					Output (Hp)	Rated Current (amps)			NER	ER	
						@208 - 230V	@460V				
1/8	(N)ER001H	10	8.2	55	0.75	3.4	1.7	4.3 x 1	60	62	0.28
1/4	(N)ER003S			36	0.75	3.4	1.7	4.3 x 1	60	62	0.28
1/4	(N)ER003H			53	1.2	4.8	2.5	6.0 x 1	79	82	0.54
1/2	(N)ER005L			15	0.75	3.4	1.7	6.0 x 1	71	79	0.54
1/2	(N)ER005S			29	1.2	4.8	2.5	6.0 x 1	79	82	0.54
1	(N)ER010L			14	1.2	4.8	2.5	7.7 x 1	104	110	0.89
1	(N)ER010S			28	2.4	8.6	4.2	7.7 x 1	119	119	0.89
1 1/2	(N)ER015S			18	2.4	8.6	4.2	10.2 x 1	159	170	1.6
2	(N)ER020C			7	1.2	4.8	2.5	7.7 x 2	130	134	1.8
2	(N)ER020L			14	2.4	8.6	4.2	10.2 x 1	161	174	1.6
2	(N)ER020S			28	4.7	16.4	7.9	10.2 x 1	201	198	1.6
2 1/2	(N)ER025S			22	4.7	16.4	7.9	11.2 x 1	227	225	1.9
3	(N)ER030L*			16	4.7	18.3	9.2	12.5 x 1	256	256	2.3
3	(N)ER030C			9.2	9.2	17	4.7	16.4	7.9	10.2 x 2	234
5	(N)ER050L	11	4.7			16.4	7.9	11.2 x 2	289	284	3.8

\*The (N)ER030L listed is the previous hoist model. Refer to Harrington catalog C-EPH for features and benefits.

# NER/ER Electric Chain Hoists with Hook and Lug Suspensions



NER/ER020L  
(Shown with optional canvas chain container)



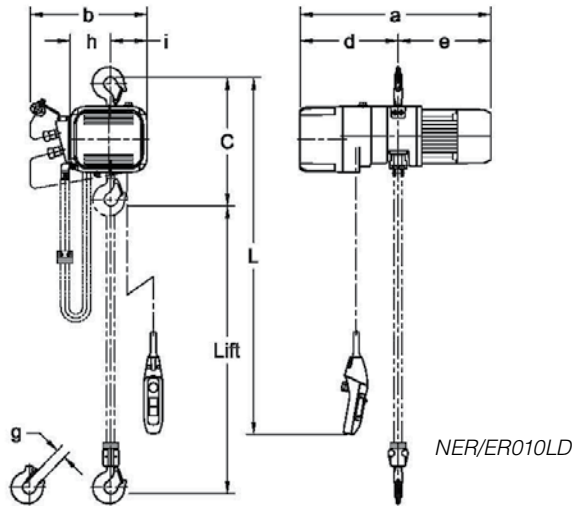
## SINGLE SPEED — DIMENSIONS

Cap. (Tons)	Product Code	Headroom C (in)	a (in)		b (in)		d (in)		e (in)		g (in)	h (in)	i (in)	
			NER	ER	NER	ER	NER	ER	NER	ER			NER	ER
1/8	(N)ER001H	13.8	18.8	22.2	12.6	13.6	8.6	12.0	10.2	10.2	1.1	3.9	3.7	4.6
1/4	(N)ER003S	13.8	18.8	22.2	12.6	13.6	8.6	12.0	10.2	10.2	1.1	3.9	3.7	4.6
1/4	(N)ER003H	14.6	20.0	23.3	13.7	13.7	9.5	12.8	10.5	10.5	1.1	4.4	4.2	4.2
1/2	(N)ER005L	14.6	20.2	23.5	13.7	13.7	9.5	12.8	10.6	10.7	1.1	4.4	4.2	4.2
1/2	(N)ER005S	14.6	20.0	23.3	13.7	13.7	9.5	12.8	10.5	10.5	1.1	4.4	4.2	4.2
1	(N)ER010L	16.9	23.2	24.9	14.8	14.8	11.4	13.1	11.7	11.8	1.2	5.1	4.6	4.6
1	(N)ER010S	16.9	23.5	25.2	14.8	14.8	11.4	13.1	12.1	12.1	1.2	5.1	4.6	4.6
1 1/2	(N)ER015S	20.1	25.4	29.0	16.8	16.8	12.1	15.6	13.3	13.4	1.4	6.3	5.4	5.4
2	(N)ER020C	27.8	23.2	24.9	14.8	14.8	11.4	13.1	11.7	11.8	1.5	7.0	2.7	2.7
2	(N)ER020L	22.6	25.4	29.0	16.8	16.8	12.1	15.6	13.3	13.4	1.6	6.3	5.4	5.4
2	(N)ER020S	23.2	27.6	30.8	16.8	16.8	13.6	16.8	14.0	14.0	1.6	6.3	5.4	5.4
2 1/2	(N)ER025S	24.6	28.9	32.5	17.5	17.5	13.2	16.8	15.7	15.7	1.6	6.9	5.6	5.6
3	(N)ER030L*	26.0	30.9	30.9	18.9	18.9	15.5	15.5	15.5	15.5	1.7	7.2	6.5	6.5
3	(N)ER030C	32.9	27.6	30.8	16.8	16.8	13.6	16.8	14.0	14.0	1.8	8.5	3.2	3.2
5	(N)ER050L	33.5	28.9	32.5	17.5	17.5	13.2	16.8	15.7	15.7	1.9	9.1	3.3	3.3

\*The (N)ER030L listed is the previous hoist model. Refer to Harrington catalog C-EPH for features and benefits.



NER/ER010LD  
(Shown with optional canvas chain container)



NER/ER010LD

DUAL SPEED — SPECIFICATIONS

Cap. (Tons)	Product Code	Standard Lift (ft)	Push Button Cord L (ft)	Lifting Speed (ft/min)	Lifting Motor 3 Phase 60 Hz <sup>†</sup>			Load Chain Diameter (mm) x Chain Fall Lines	Net Weight (lbs)		Weight for Additional One Foot of Lift (lbs)
					Output (Hp)	Rated Current (amps)			NER	ER	
						@208 – 230V	@460V				
1/8	(N)ER001HD	10	8.2	55/9	0.75	3.6	1.8	4.3 x 1	60	64	0.28
1/4	(N)ER003SD			36/6	0.75	3.6	1.8	4.3 x 1	60	64	0.28
1/4	(N)ER003HD			53/9	1.2	5.1	2.7	6.0 x 1	77	82	0.54
1/2	(N)ER005LD			15/2.5	0.75	3.6	1.8	6.0 x 1	68	79	0.54
1/2	(N)ER005SD			29/5	1.2	5.1	2.7	6.0 x 1	77	82	0.54
1	(N)ER010LD			14/2.5	1.2	5.1	2.7	7.7 x 1	99	108	0.89
1	(N)ER010SD			28/4.5	2.4	9.1	4.5	7.7 x 1	115	117	0.89
1 1/2	(N)ER015SD			18/3	2.4	9.1	4.5	10.2 x 1	159	172	1.6
2	(N)ER020CD			7/1	1.2	5.1	2.7	7.7 x 2	123	132	1.8
2	(N)ER020LD			14/2.5	2.4	9.1	4.5	10.2 x 1	161	174	1.6
2	(N)ER020SD			28/4.5	4.7	17.3	8.3	10.2 x 1	196	203	1.6
2 1/2	(N)ER025SD			22/3.5	4.7	17.3	8.3	11.2 x 1	218	231	1.9
3	(N)ER030LD*			17/6	4.7/1.6	19.6/9.4	9.8/4.7	12.5 x 1	300	300	2.3
3	(N)ER030CD			17/3	4.7	17.3	8.3	10.2 x 2	229	238	3.2
5	(N)ER050LD			11/2	4.7	17.3	8.3	11.2 x 2	280	293	3.8

\*The (N)ER030LD listed is the previous hoist model. Refer to Harrington catalog C-EPH for features and benefits.

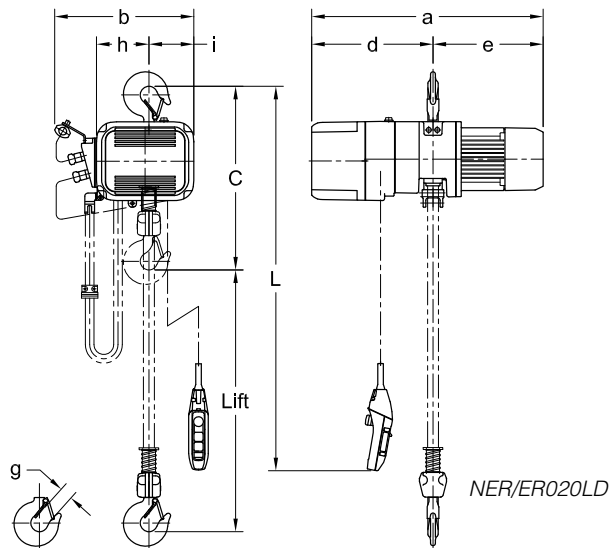
<sup>†</sup> Although both 208/230 & 460 Volts are shown together, the motors are NOT reconnectable. Speed ratio is 6:1 with adjustability up to 12:1.



# NER/ER Electric Chain Hoists with Hook and Lug Suspensions



NER/ER020LD  
(Shown with optional canvas chain container)



## DUAL SPEED — DIMENSIONS

Cap. (Tons)	Product Code	Headroom C (in)	a (in)		b (in)	d (in)		e (in)		g (in)	h (in)	i (in)
			NER	ER		NER	ER	NER	ER			
1/8	(N)ER001HD	13.8	21.0	22.2	13.6	10.8	12.0	10.2	10.2	1.1	3.9	4.6
1/4	(N)ER003SD	13.8	21.0	22.2	13.6	10.8	12.0	10.2	10.2	1.1	3.9	4.6
1/4	(N)ER003HD	14.6	22.3	23.3	13.7	11.8	12.8	10.5	10.5	1.1	4.4	4.2
1/2	(N)ER005LD	14.6	22.4	23.5	13.7	11.8	12.8	10.6	10.7	1.1	4.4	4.2
1/2	(N)ER005SD	14.6	22.3	23.3	13.7	11.8	12.8	10.5	10.5	1.1	4.4	4.2
1	(N)ER010LD	16.9	24.1	24.9	14.8	12.4	13.1	11.7	11.8	1.2	5.1	4.6
1	(N)ER010SD	16.9	24.5	25.2	14.8	12.4	13.1	12.1	12.1	1.2	5.1	4.6
1 1/2	(N)ER015SD	20.1	27.9	29.0	16.8	14.6	15.6	13.3	13.4	1.4	6.3	5.4
2	(N)ER020CD	27.8	24.1	24.9	14.8	12.4	13.1	11.7	11.8	1.5	7.0	2.7
2	(N)ER020LD	22.6	27.9	29.0	16.8	14.6	15.6	13.3	13.4	1.6	6.3	5.4
2	(N)ER020SD	23.2	30.2	30.8	16.8	16.2	16.8	14.0	14.0	1.6	6.3	5.4
2 1/2	(N)ER025SD	24.6	31.5	32.5	17.5	15.8	16.8	15.7	15.7	1.6	6.8	5.6
3	(N)ER030LD*	28.5	32.2	32.2	18.9	15.5	15.5	16.8	16.8	1.7	7.2	6.5
3	(N)ER030CD	32.9	30.2	30.8	16.8	16.2	16.8	14.0	14.0	1.8	8.5	3.2
5	(N)ER050LD	33.5	31.5	32.5	17.5	15.8	16.8	15.7	15.7	1.9	9.1	3.4

\*The (N)ER030LD listed is the previous hoist model. Refer to Harrington catalog C-EPH for features and benefits.  
Speed ratio is 6:1 with adjustability up to 12:1.

**Distributed by Ergonomic Partners**  
 Sales@ErgonomicPartners.com  
 www.ErgonomicPartners.com  
 Tel: 314-884-8884