










Transom Wash-Down Shower Installation Instructions

(Part #'s 97016 Series)

PARTS INCLUDED:				TOOLS NEEDED:		
						
Shower Cup	Screws & Washers	Nylon Hose	Shower Head	Electric Drill w/ Phillips Bit	2.75" Hole Saw Bit	3/32" or 7/64" Drill Bit

Transom Wash-Down Shower Safety Instructions

IMPORTANT SAFETY INSTRUCTIONS. READ CAREFULLY FOR YOUR PROTECTION AND SAVE ALL INSTRUCTIONS.

* To avoid a hazard to children, account for all parts and destroy all packing materials.

Transom Wash-Down Shower Warranty Information

GENERAL PRODUCT LIMITED WARRANTY:

ITC warrants, to the original consumer, that the product will be free of defects in materials and/or workmanship for the period of time set forth herein. This warranty period will begin from the later of the original date of purchase of the product or the date of sale of the recreational vehicle or boat in which the product is installed is first sold to the first consumer provided that adequate documentation of said consumer sale date is provided to ITC. Adequacy of the authenticity of the consumer sale date will be determined by ITC in its sole discretion. In the event the consumer sale date is not provided or not determined to be adequate by ITC, then the warranty period will begin on the original date of purchase of the product from ITC. Except as set forth below, this general product limited warranty will extend for three years. All exterior faucets, exterior showers, exterior plumbing products, rope lighting and clocks will have a one year warranty period. All assist handles will have a two year warranty period, provided that crazing caused by chemical attack from a contaminant is not covered by any warranty. Products that are primarily comprised of 316 stainless steel will have a five year warranty period. Bulbs, including halogen, incandescent, xenon, and light emitting diodes (LEDs) are excluded from the warranty.

MAXIMUM LIABILITY ITC's liability to repair or replace a damaged item shall be limited to the original purchaser of the item at the original invoice price of the damaged unit, acceptable labor charges, acceptable freight charges, and dealer charge backs mandated by state law. ITC will not credit customers for excessive labor or freight charges or unauthorized dealer or customer markup fees. Acceptable freight and labor charges are available from ITC upon request.

INSPECTION ITC reserves the right to review the damaged product and the site where the damage occurred. ITC may require the purchaser to ship the item to ITC for inspection. The damaged item must remain available for inspection until the claim is finalized. In the event ITC requests to inspect the product, it agrees to dispatch its findings pertaining to the alleged defective product within 45 days of receiving the product. Whenever claims are settled, ITC reserves the right to be subrogated under any existing insurance policies the purchaser may have.

EVENTS THAT VOID WARRANTY All above warranties are null and void if any one or more of the following events occurs: (a) the item is not provided to ITC for inspection upon ITC's request; (b) ITC determines that the item has been improperly installed, altered in any way or tampered with; (c) ITC determines that the item was not used under normal operating conditions or in accordance with labels or instructions for the item including, (d) ITC determines the product was not properly maintained, and/or; e) ITC determines that an unauthorized repair, modification, disassembly, or other changes to the product created the alleged defect. In addition to the foregoing, this Warranty does not protect against damage to the product when ITC determines, in its sole discretion, that the damage resulted from acts of God such as lightning, flood, earthquake, war, vandalism, theft, normal-use wear and tear, terrorism, strikes, and labor stoppages. This warranty specifically excludes damage, deterioration or discoloration caused by sunlight or similar ultraviolet rays and/or wavelengths and/or dents, holes or scratches to the unit caused by stones, rocks, debris and/or vehicles.

EXCLUSIVE REMEDY This Warranty contains the sole warranty of ITC with respect to the product and is given in lieu of all other warranties. There are no other warranties, express or implied, including implied warranties of merchantability or fitness for a particular purpose and any implied warranties that cannot be waived and/or excluded are hereby limited in duration to the terms of this Warranty (1).

LIMITATION ON LIABILITY In no event shall ITC or any affiliate of ITC be liable for direct, indirect, special, incidental, consequential, or multiple damages arising out of the use of the item, regardless of the legal theory on which such claim is based, even if ITC has been advised of the possibility of such damage. Consequential damages shall include, but are not limited to loss of profits, loss of savings or revenue.

(1) Some states do not allow limitations on how long an implied warranty lasts, so the above limitation may not be applicable.

ITC RETURN POLICY

1) ITC will accept absolutely no returns for product found defective at the distributor or returned by a dealer or customer as a warranty claim

without a Return Authorization Number (RGA). Customers should email quality@itc-us.com or call our Quality Department 1-888-871-8860 to obtain a Return Goods Authorization number (RGA) prior to sending product back to ITC Incorporated.

2) All correspondence and credits pertaining to the alleged non-conforming product will reference the RGA number. If your company uses its own return goods numbering system, ITC will make every effort to include both reference numbers on ITC's RGA. All returns must be accommodated by our RGA number or they will not be processed. If product is received without our RGA number written on the outside of the carton, it will be refused upon receipt. All customers have 90 days to return product or the RGA will be voided.

3) ITC will reimburse a customer for credit on returned parts that are determined defective by ITC. Credit is entered based on the invoiced quoted price for said part, acceptable labor and freight charges and Dealer charge backs mandated by State law. ITC will not credit customers for unauthorized Dealer mark-ups or customer mark-up fees.

4) ITC will not issue credit for parts that were damaged or inappropriately handled by customer. Alterations to an ITC part will invalidate the warranty.

5) To preserve your claim, please securely package all parts before shipping to ITC. Damage caused by improper or inadequate storage or packaging before or during shipment will invalidate the warranty and credit may be denied. All claims are reviewed by ITC's Quality Department to determine the validity of the claim. Claims will be evaluated and disposition of said claim will be dispatched within 45 days.

6) Invalid returned parts (non-ITC parts) shall be held for 15 days maximum, then destroyed or returned at customer's expense. ITC will notify the customer accordingly. Repeated submission of invalid parts will warrant us charging the offending customer a handling fee. If a part is damaged or lost during transit, customer is responsible for directing a claim to the courier service, not ITC.

7) ITC is not responsible for freight charges of parts that the customer has ordered in error or for parts that are found not defective.

8) A schedule of acceptable freight and labor rates will be provided to each customer upon request and can be downloaded from our web site at www.itc-marine.com or www.itc-rv.com.

9) A 25% or \$25.00 (whichever is greater) restocking fee will be invoiced or deducted from the return credit for parts that are not defective or parts ordered in error.

10) If a scrap credit is authorized by ITC, we will issue an RGA number and apply the credit to the customer's account without inspecting the product or having it returned to ITC. Scrap credit cannot be taken by a customer without written consent by ITC.

2011 - ITC Incorporated. All Rights Reserved



Transom Wash-Down Shower Installation Instructions

1. Turn off water supply. Determine the installation location for your shower. Once determined use a hole saw to drill a 2.75" hole.



2. Pre drill the screw holes located on the cup flange. Place the shower cup in the hole and attach using screws provided.



3. Place larger washer in the hose end which attaches to the sprayer and screw in sprayer.



4. Place smaller washer in the other end of the hose and attach to water supply. Turn on water and test shower.



Contact ITC customer service at 888-871-8860 with questions regarding the installation of this product.