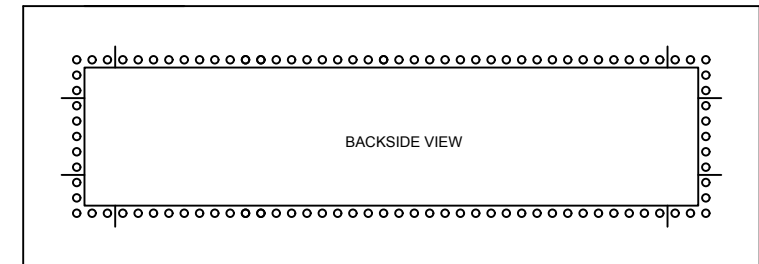
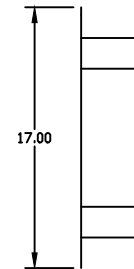
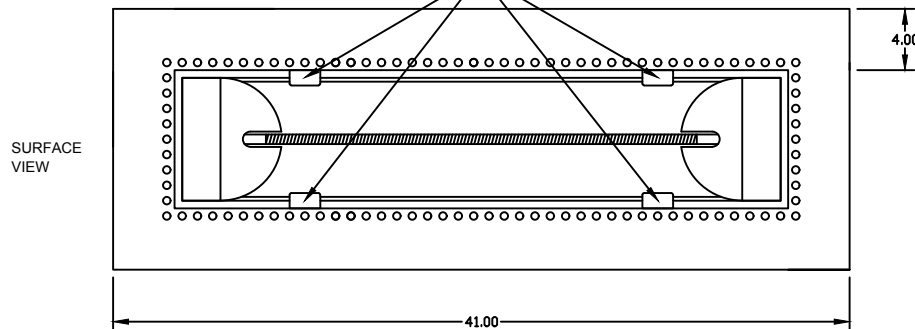
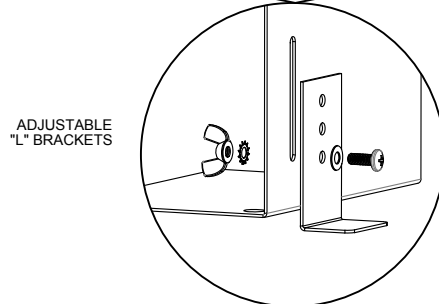

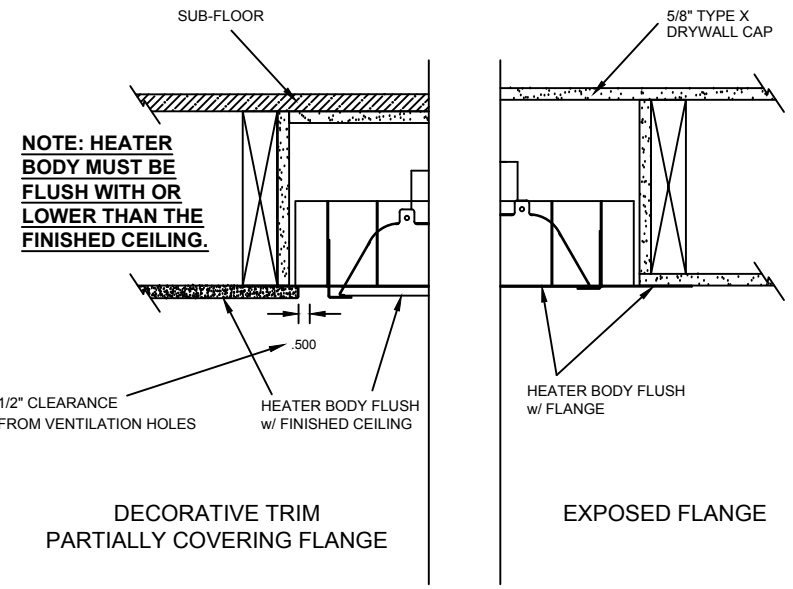
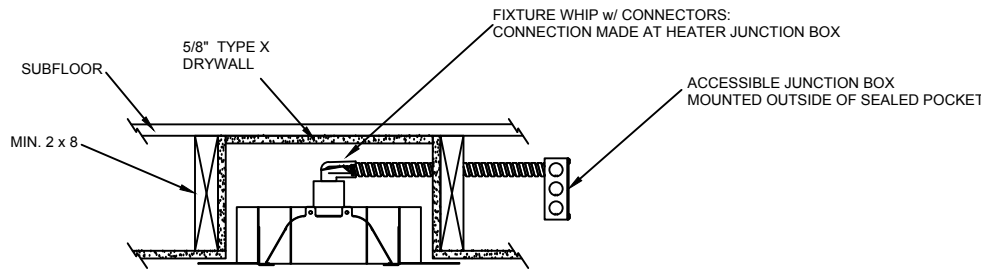
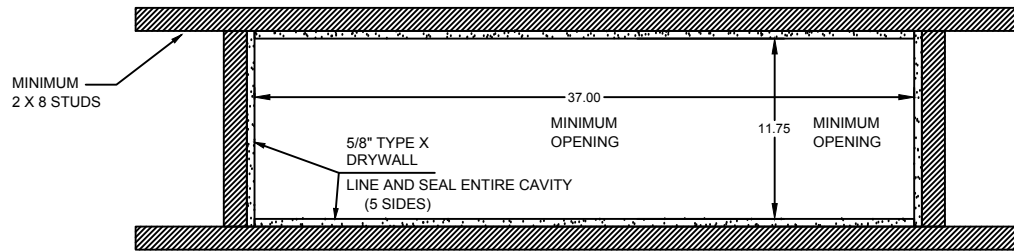


INSTALLATION TYPES



WARNINGS:

- Do not use Surface Mount Brackets. This Frame is ONLY to be used on a flat non-sloped ceiling.
- Heater Body must face straight down and be flush with the finished ceiling.
- Frame and Heater cannot be installed on a pitched angle.
- Accessible Junction Box must be installed outside of sealed drywall pocket.
- Must use 5/8" type "X" drywall.
- Must use supplied 4 foot Hi-Temp Fixture Whip and Hi-Temp Ceramic Wire Nuts.
- Please contact factory for longer length Hi-Temp Fixture Whips available for purchase.
- Discard Surface Mounting Brackets provided with Heater and use "L" Brackets.
- Use Licensed Electrician ONLY.


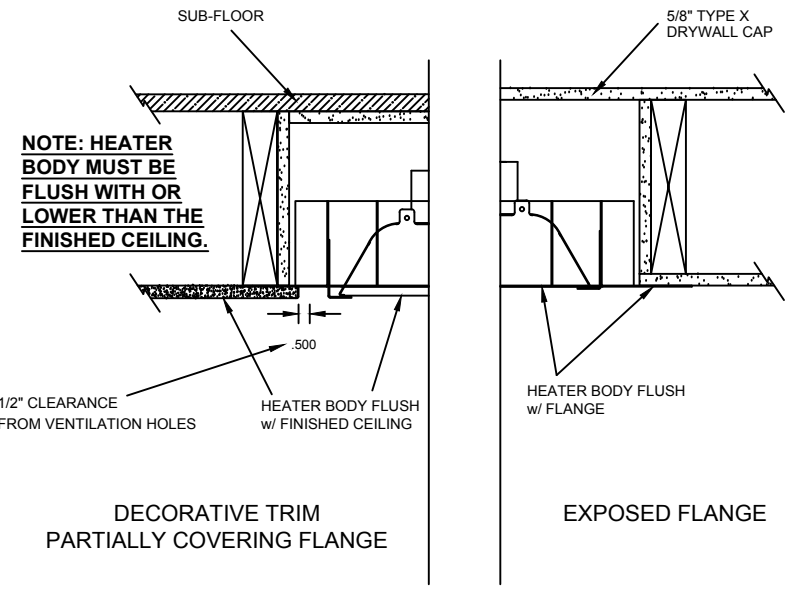
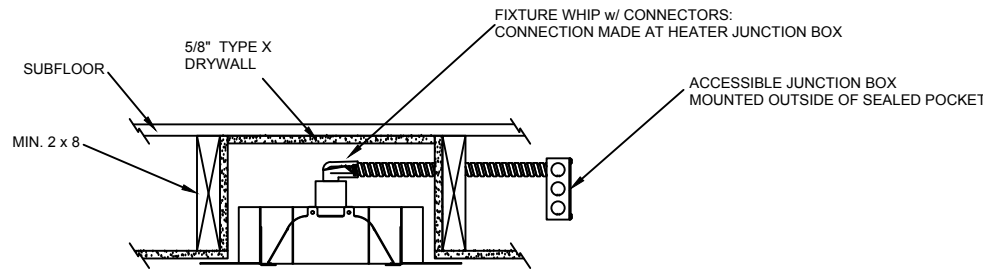
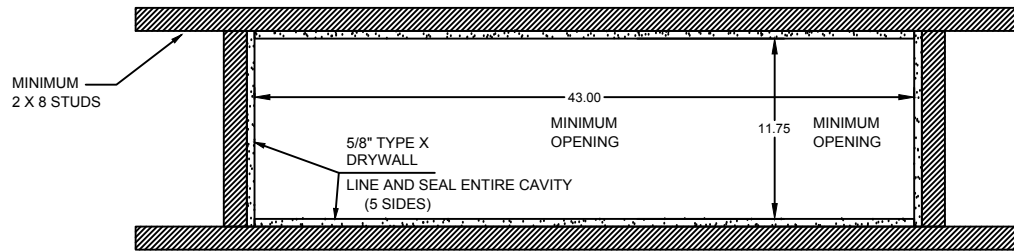
NOTES:

- Heater suspends (Gravity) by resting on adjustable "L" Brackets in flush mount fixture.
- Mounting holes on Surface Flange to be determined and drilled by Contractor/Installer.
- Coil excess flex into heater cavity.

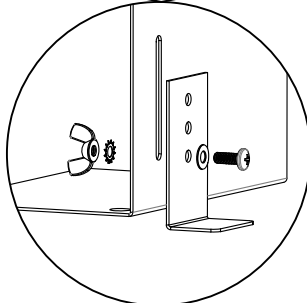
After 4 hours of continuous use, a 15 minute cool down period is recommended for maximum heater longevity. See controls brochure for timer options.

INFRA TECH www.infratech-usa.com		344 W 157th Street Gardena, California 90248 Phone: (310) 354-1250 Fax: (310) 523-3674
ITEM #:	18-2295	MATERIAL: 304 S.S. #4 FINISH
DESCRIPTION:	W-33 FLUSH MOUNT FRAME (FOR USE WITH 33" HEATERS)	
NOTES:	SUPPLIED w/ HI-TEMP FIXTURE WHIP	
DATE:	SCALE:	DRAWN BY:
Dec. 16, 2019	N/A	CL

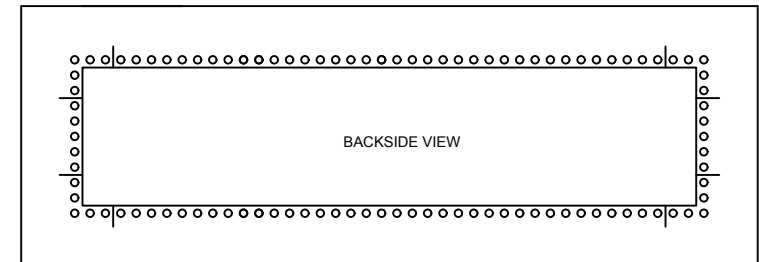
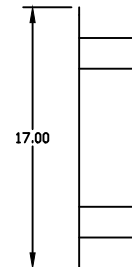
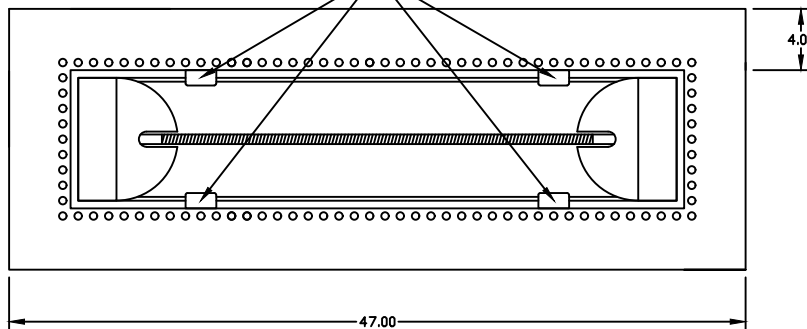
INSTALLATION TYPES



ADJUSTABLE "L" BRACKETS



SURFACE VIEW



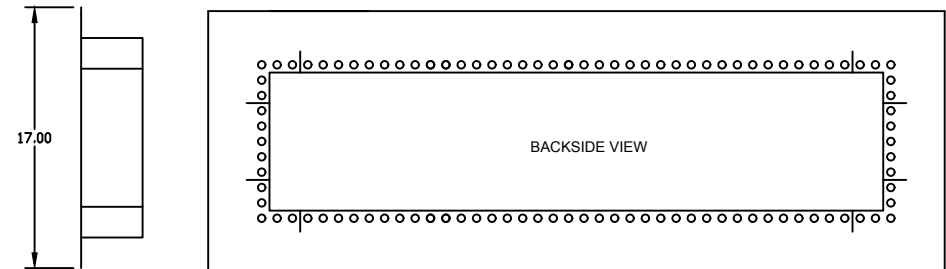
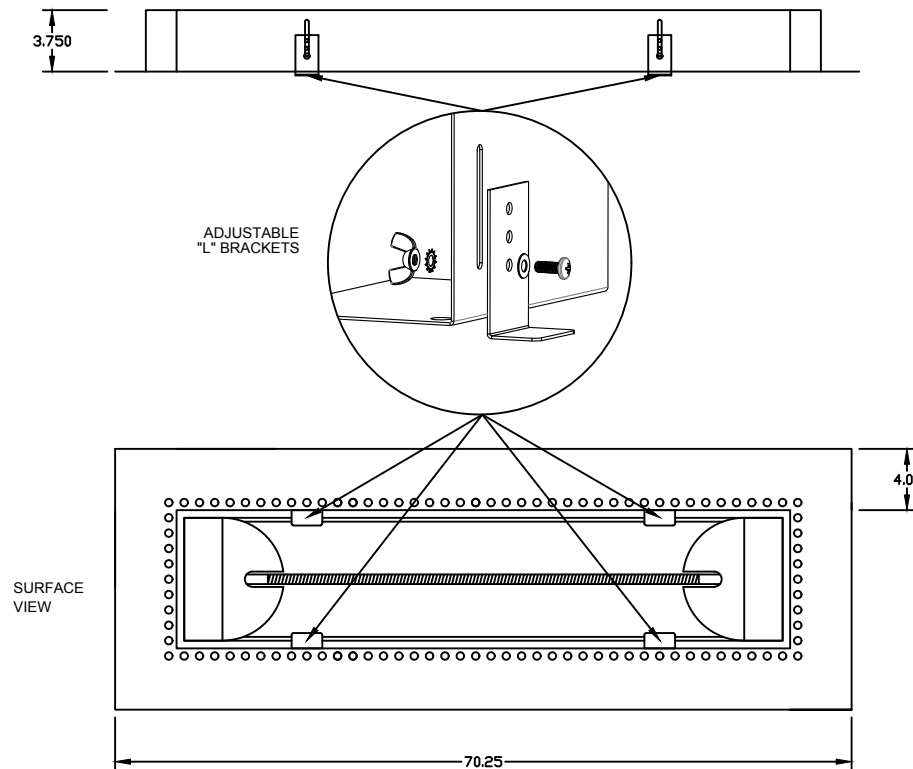
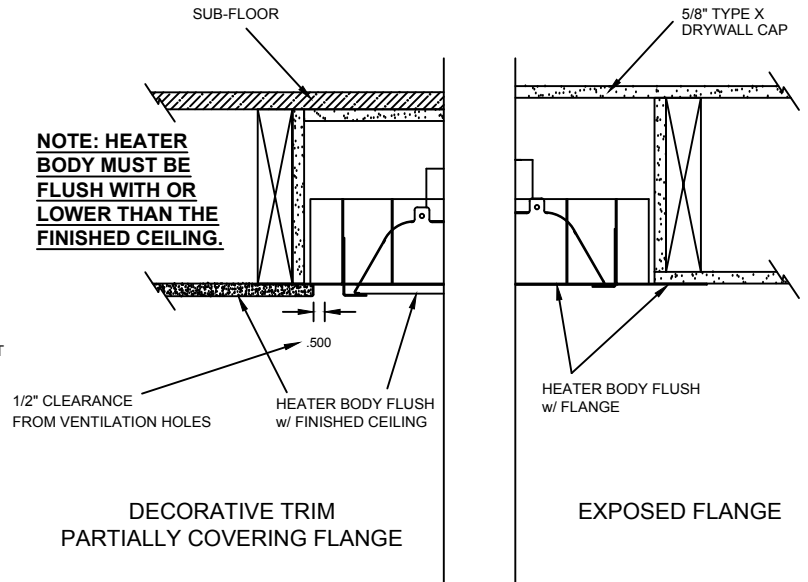
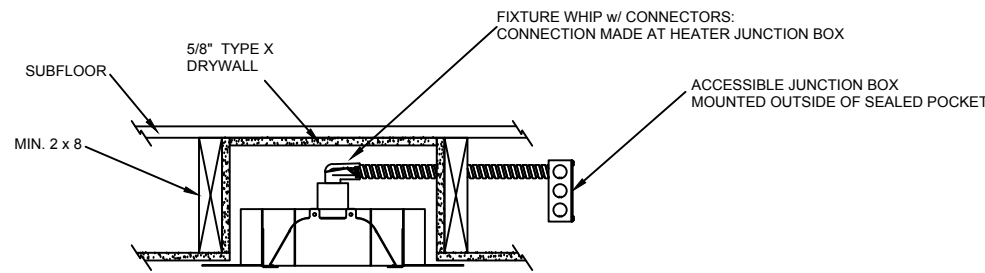
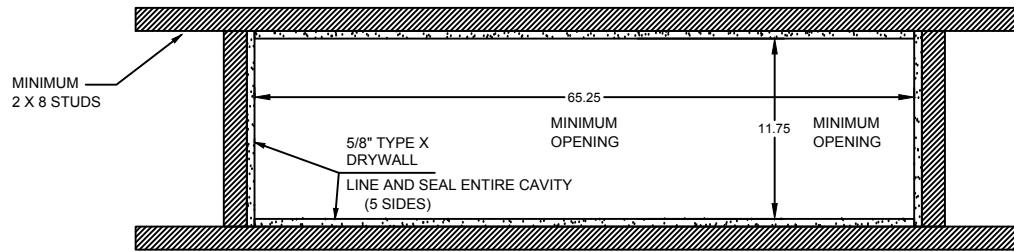
WARNINGS:
 Do not use Surface Mount Brackets. This Frame is ONLY to be used on a flat non-sloped ceiling. Heater Body must face straight down and be flush with the finished ceiling. Frame and Heater cannot be installed on a pitched angle. Accessible Junction Box must be installed outside of sealed drywall pocket. Must use 5/8" type "X" drywall. Must use supplied 4 foot Hi-Temp Fixture Whip and Hi-Temp Ceramic Wire Nuts. Please contact factory for longer length Hi-Temp Fixture Whips available for purchase. Discard Surface Mounting Brackets provided with Heater and use "L" Brackets. Use Licensed Electrician ONLY.

NOTES:
 Heater suspends (Gravity) by resting on adjustable "L" Brackets in flush mount fixture. Mounting holes on Surface Flange to be determined and drilled by Contractor/Installer. Coil excess flex into heater cavity.

After 4 hours of continuous use, a 15 minute cool down period is recommended for maximum heater longevity. See controls brochure for timer options.

INFRA TECH www.infratech-usa.com		344 W 157th Street Gardena, California 90248 Phone: (310) 354-1250 Fax: (310) 523-3674
ITEM #:	18-2300	MATERIAL: 304 S.S. #4 FINISH
DESCRIPTION:	W-39 FLUSH MOUNT FRAME (FOR USE WITH 39" HEATERS)	
NOTES:	SUPPLIED w/ HI-TEMP FIXTURE WHIP	
DATE:	SCALE:	DRAWN BY:
Dec. 16, 2019	N/A	CL

INSTALLATION TYPES



WARNINGS:

Do not use Surface Mount Brackets. This Frame is **ONLY** to be used on a flat non-sloped ceiling. Heater Body must face straight down and **be flush with the finished ceiling.** Frame and Heater cannot be installed on a pitched angle. Accessible Junction Box must be installed outside of sealed drywall pocket. Must use $\frac{5}{8}$ " type "X" drywall. Must use supplied 4 foot Hi-Temp Fixture Whip and Hi-Temp Ceramic Wire Nuts. **Please contact factory for longer length Hi-Temp Fixture Whips available for purchase.** Discard Surface Mounting Brackets provided with Heater and use "L" Brackets. Use Licensed Electrician **ONLY.**

NOTES:

Heater suspends (Gravity) by resting on adjustable "L" Brackets in flush mount fixture. Mounting holes on Surface Flange to be determined and drilled by Contractor/Installer. Coil excess flex into heater cavity.

After 4 hours of continuous use, a 15 minute cool down period is recommended for maximum heater longevity. See controls brochure for timer options.

INFRA TECH www.infratech-usa.com		344 W 157th Street Gardena, California 90248 Phone: (310) 354-1250 Fax: (310) 523-3674
ITEM #:	18-2305	MATERIAL: 304 S.S. #4 FINISH
DESCRIPTION:	W-61 FLUSH MOUNT FRAME (FOR USE WITH 61¼" HEATERS)	
NOTES:	SUPPLIED w/ HI-TEMP FIXTURE WHIP	
DATE:	SCALE:	DRAWN BY:
Dec. 16, 2019	N/A	CL