

03 - 11 - 2009

SDEV-FICA 128R1

Designation	Telis 6 Chronis RTS	
Reference	<b>EU</b> 1805209 (pure) 1805210 (Silver)	<b>INTL</b> 1805215 (pure) 1805216(Silver)
Range	RTS	

## FUNCTIONS

*New SOMFY Chronis remote control*

## - Tow finishes

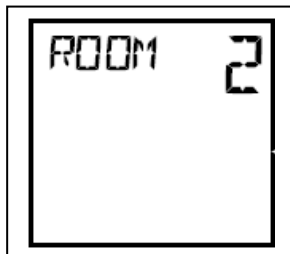


PURE



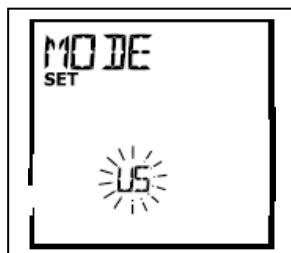
SILVER

- 6 Channels
- Tow mode
  - o Manual mode




- Command Up, My/stop, Down available
- Channel selection (1 –6)
- Naming channels (Five character alphabetic or numeric)
- Choose Tilt mode

## Tilt mode (For EVB, IVB and Roller Shutter with slats)

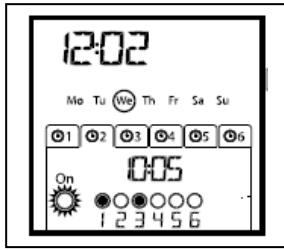


Short press (<0.5s) = Up or Down movement  
Long press (>0.5s) = orientation




Short press (<2s) = orientation  
Long press (>2s) = Up or Down movement

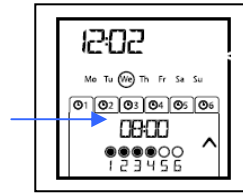
○ **Automatic mode**



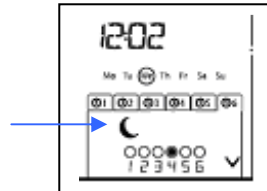
▪ **Programming week**



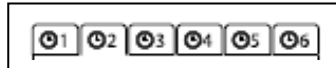
• **Fixed time**



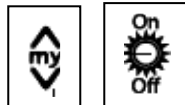
• **Twilight time**



▪ **1 to 6 order per day**



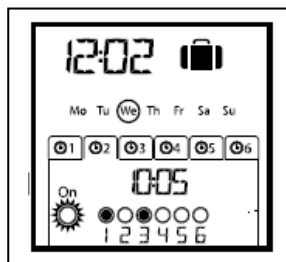
▪ **Programming Up or My or Down or Sun ON or Sun OFF**



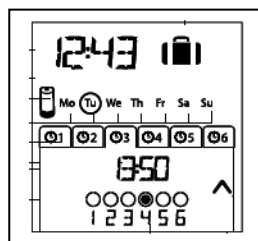

▪ **1 to 6 channel per slot time**



▪ **Simulation presence**



- **Icon battery lifetime in manual and automatic mode**



## TECHNICAL SPECIFICATIONS

Box	Material	ABS & PC
	Color	Pure & Silver
	Size	151 x 47 x 18 mm
	Protection factor against solid & splashproof	IP 30
Battery	Voltage	1.5V
	Type	LR03 AAA
	Number	x2
Battery lifetime (at ambient temperature in typical conditions)		24 months
Radio frequency		433.42MHz $\pm$ 100kHz
EIRP (Equivalent Isotropically Radiated Power )		-3 dBm or 0.5mW
Modulation type		ASK type A1
Protocol		RTS U80
Antenna		Integral
Range (minimum guaranteed)		20 m with 2 reinforced concrete walls
Temperature range	Storing	-30°C / +70°C
	Working	0°C / +60°C
Drop test		Installation: at 0°C 1/face (height : 1,2m) Using: at 20°C 1/face (height : 1,2m)
Weight		120g (including battery)
Standard (CE)		

*Safety of the user : EN EN60950-1 : 2006*


*Health of the user : EN50371 : 2002*

*Electromagnetic compatibility : EN61000-6-1: 2007\_EN61000-6-3 : 2007\_EN301 489-3 V1.4.1 : 2002\_EN301 489-1 V1.8.1 : 2008*

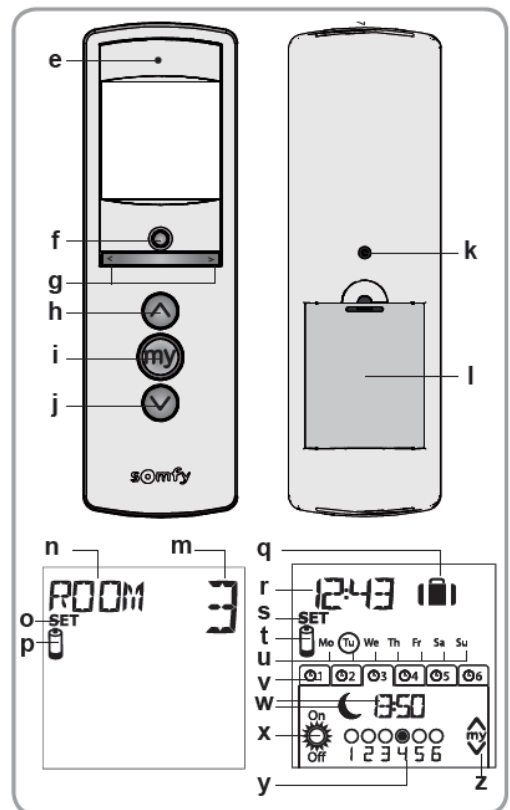
*Radio Spectrum : EN300220-2 V2.1.2 : 2007\_EN300220-1 V2.1.1 : 2006*

## DESCRIPTION

	Description	Q.
a	Telis 6 Chronis RTS	1
b	Wall mount with screw cap	1
c	Screw kit	1
d	AAA (LR3) batteries	2

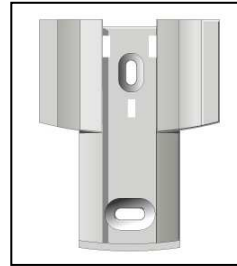



- e) Red indicator light (radio transmission indicator)
- f) Selection button (●)
- g) Arrow buttons (◀ or ▶)
- h) ⬆ button (raise, switch on, open, position and increase lighting or heating)
- i) my button (stop, go to [my] favourite position)
- j) ⬇ button (lower, switch off, close, position and reduce lighting or heating)
- k) PROG button
- l) Battery compartment cover
- **Screen in manual mode:**
- m) Number of the selected channel (1...6)
- n) Name of the selected channel  
(5 alphanumeric characters)
- o) Set mode active: **SET**
- p) Low battery symbol:
- **Screen in automatic mode:**
- q) Simulated presence function active:
- r) Current time
- s) Set mode active: **SET**
- t) Low battery symbol:
- u) Days of the week: Mo = Monday, Tu = Tuesday, We = Wednesday, Th = Thursday, Fr = Friday, Sa = Saturday, Su = Sunday
- v) Programmed automatic orders (1 to 6 )
- w) Time selected for triggering the order: set time or "twilight"
- x) or orders
- y) Channels to select
- z) ⬆, stop/my, ⬇ order



## INSTALLATION

Wall support



## COMPATIBILITIES

See Matrix compatibility RTS

BE – R&D  
M. BRUYERE

QUALITY  
G. BRUNEAU

MARKETING  
C. DENIAU