

Sonesse 40 WT
PRODUCT SPECIFICATIONS



The precise motor designed for acoustic comfort

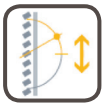
PRODUCT MAIN FUNCTIONALITIES



**Designed
for silence**



Round head
for reduced
dimensions.




**Slats
tilting**

Somfy +

Quiet operation

RECOMMENDED TO SET WITH:

Universal test lead
(ref. 9 015 971)



Sonesse 40 WT

PRODUCT SPECIFICATIONS



BENEFITS FOR PROFESSIONALS

Easy Integration

- Suitable for tubes diameter 40 mm or more (internal diameter)
- Available with inline connector for ease of programming

Setting Limits

- Up and down end limits set by universal test lead
- Progressive adjustment limit setting

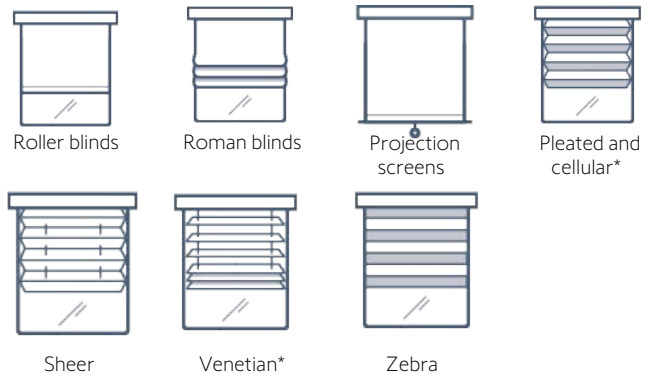
BENEFITS FOR END USERS

Simple, effortless control

- Quiet operation
- Move your blinds effortlessly with Inis range of switches

Access to Somfy WT product range for more benefits

COMPATIBLE END-PRODUCTS



* Using CTS40

TECHNICAL DATA

Thermal Time	4 minutes
Supply	AC
Index protection rating	IP 44
Limit switch unit	Mechanical
Limit switch capacity	40 turns
Temperature working range	0°C to +60°C
Electric insulation	Class II

PERFORMANCES

	3/30	6/20	9/12
Nominal Voltage	230V / 50Hz		
Torque (Nm)	3	6	9
Speed (rpm)	30	20	12
Rated Current (A)	0.44	0.55	0.55
Item Number	1001547	1001550	1001551
Item Number with inline connector	1002089	1002090	1002156

DIMENSIONS

L (mm)	462	494	494
--------	-----	-----	-----

230 V

