



SINAIS
FOREX

Website: Sinaisforex.com
Mail: info@sinaisforex.com
WhatsApp: +351920528523

Step by Step towards Adherence to Sinais Forex's Services

1. Registration on the Website SinaisForex.com
2. Registration in Partner Broker
3. Registration confirmation by WhatsApp
4. Document Upload
5. Account Opening: Plan Selection and Deposit
6. Provide Data for Account Configuration
7. Comission Payment

*Trial Period

** Affiliate Program

<https://en.sinaisforex.com/>

1. Website Registration – Sinais Forex

Access to SinaisForex.com and create your account in the "My Account" menu.

Criar Conta
Registre-se e obtenha uma semana gratuita do nosso serviço

Primeiro Nome *

Último Nome *

E-mail *

Password *

Contacto WhatsApp *

País *
Brazil

Qual é o seu poder de Investimento? *
+10k\$

Termos e Condições *
 Li e aceito os termos e condições

Tenho Interesse no Programa de Afiliados *
 Sim
 Não

Note: Provide a telephone contact, which is associated with a WhatsApp account, with its country (and State indications if applicable).

Example: +55 (71) xxxxx-xxxx

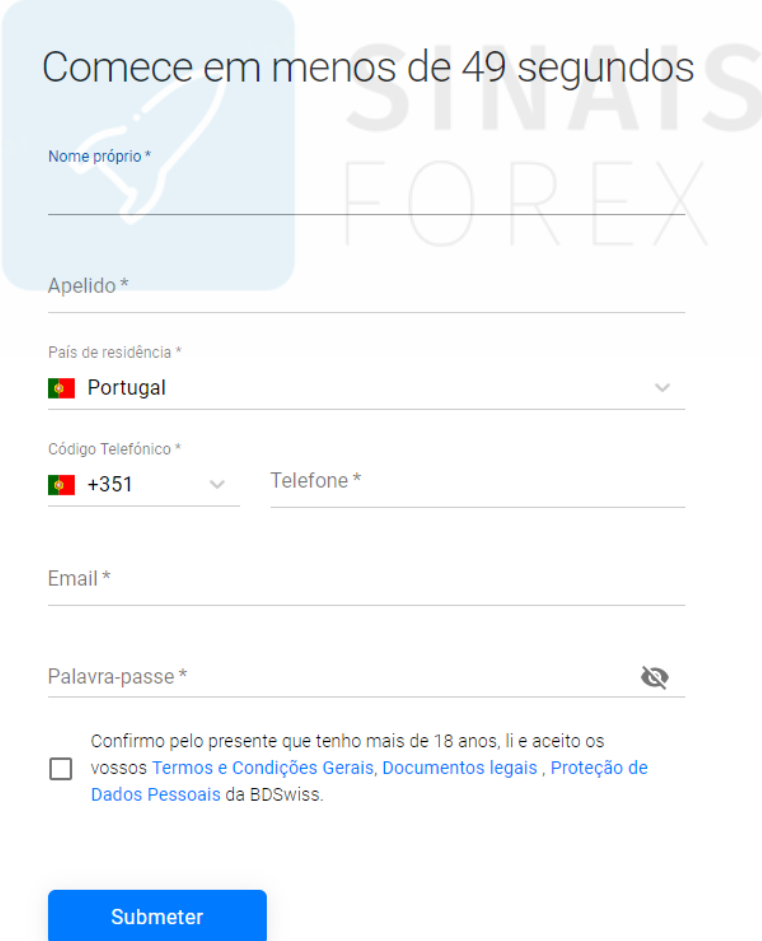
After Registration will be contacted by a member of our Team via WhatsApp.

2. Registration in Partner Broker

Go to the Partner Broker website by clicking on the link below:

[Link to Partner Broker Registration](#)

After the opening of the landing page, just click "Sign Up" or "Sign up for Free".



Comece em menos de 49 segundos

Nome próprio *

Apelido *

País de residência *

Portugal

Código Telefónico *

+351 Telefone *

Email *

Palavra-passe *

Confirmo pelo presente que tenho mais de 18 anos, li e aceito os vossos [Termos e Condições Gerais](#), [Documentos legais](#), [Proteção de Dados Pessoais](#) da BDSwiss.

Submeter

Fill out the form, accept the Terms and Conditions and Submit your Registration.


3. Registration confirmation by WhatsApp

After you have submitted your registration you must confirm your email in the link sent by email by BDSwiss. Once the email is confirmed, you will be redirected to your Customer Area at the Broker.

The Customer Area or DashBoard is your control panel where you can manage and create new accounts, change profile data, deposit and make capital looting, and access Broker Support 24/5 if you have any questions.

Note: We recommend using "Chat Live" to talk to BDSwiss support team.

In order to confirm that your registration has been successfully made should then send to Forex Signals Customer Support (through Whatsapp: +351920528523) your BDSwiss ID.



BDSwiss ID can be found in the upper left corner of the main menu on Desktop or by clicking More on your mobile device.

4. Document Upload

After receiving confirmation from our technicians you must then submit your documents to the broker in order to confirm your identity and protect your account.

You will need to complete your Personal Profile, verify your identification documents (important that are up-to-date and unexpired) and send a document proving your residence (it may be an electricity account on your behalf for example and it is important that that document is not dated more than 6 months from the day of submission).

You will also have to subsequently provide a proof of deposit.

This process is quick if everything is done in accordance with the instructions and relies on innumerate BDSwiss guidelines to make the process simpler

Definições

Perfil

Privacidade

Alterar palavra-passe



Perfil pessoal

Informação pessoal e perfil económico

2/2 preenchido



Verificação de documentos

Documentação KYC

Processamento



Verificação de Depósito

Verificar os seus depósitos

Go to the Settings menu and then click Profile. Then just follow the instructions for each of the document submission menus.

5. Opening the Trading Account

While waiting for confirmation of your documents you must create your trading account.

Click the "Accounts" sub-menu.

In the upper right corner you will find the option "Add new account"



Select the Type of Forex Account **MT4 Raw**.

This type of account is available by paying for a monthly subscription. Given the type of trading of our systems we consider it essential that our customers subscribe to this type of account because it has as characteristics superior processing speed and, more importantly, Spread Raw, which means Spread from the direct liquidity provider without marking.

This type of account has no commissions so the amount paid monthly will make up a lot because your profits will be higher.

Select the Raw Trial Plan that costs €1/month.

Selecionar plano

Raw Trial	Raw Grow
€ 1 / Mês	€ 29 / Mês
✓ \$0.00 - \$50,000.00 Volume de negociação	✓ \$50,000.01 - \$1,000,000.00 Volume de negociação
✓ Spread Raw*	✓ Spread Raw*
✓ 0 comissões	✓ 0 comissões
ⓘ Apenas pares FX major	✓ Todos os pares FX + ouro

*Spreads do fornecedor de liquidez diretos sem marcação

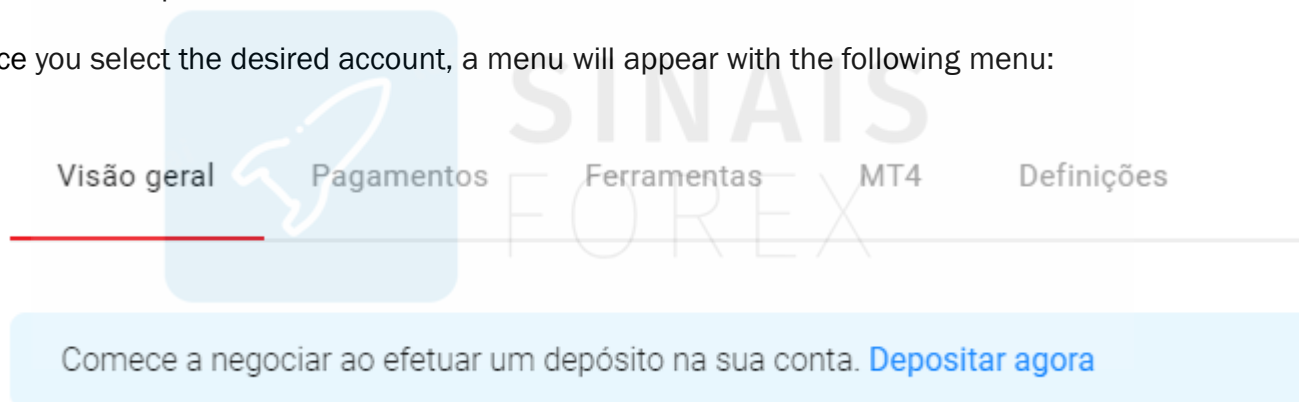
Important: After the account is created go to the "Settings" menu in your Raw account and change Leverage to 1:100 if you are in the SCALP Mini System and 1:200 if you have the SCALP system.

Once your Raw account is active you will need to deposit capital on it.

For this you will have to go to the "Accounts" menu.

When you are in the "Accounts" menu you must select the trading account in which you want to make the deposit.

Once you select the desired account, a menu will appear with the following menu:



To deposit you can click "Deposit now" or go to Payments and select the option "Deposit".

Select the Amount you want to deposit and you will have an extensive range of payment methods available to make it.

Depending on the payment method used your deposit can take between 15 min and 24h.

Note: It is also to the Payments menu that should be addressed when you wish to withdraw your profits.

6. Provide Data to Account Configuration

Once the deposit to your trading account is made you must contact our team via WhatsApp (+351920528523) to set up your account.

We have 2 Plans, SCALP Mini (for capitals over 1500usd) and SCALP (for capitals over 10.000usd).

You will need to select one of the plans taking into account your initial capital. You can do so by addressing the website and selecting the desired system from the "Services" menu, or you can simply tell the technician who is talking to you through WhatsApp.

To set up the technician will need the following data:

- Trading Account ID – Ex: 1450969
- Server – Ex: BDSwissGlobal-Real01
- MT4 Password

Note: It is not the password of your broker account. You should never provide your DashBoard password to third parties. Never in any time will Sinais Forex have access to your capital.

Visão geral Pagamentos Ferramentas **MT4** Definições

Comece a negociar ao efetuar um depósito na sua conta. [Depositar agora](#)

Descarga de software de negociação MT4	Dados de login	
MT4 para Windows	Iniciar sessão	1450969
MT4 para Mac	Palavra-passe	*A sua palavra-passe*
Mais informação sobre o software de negociação MT4	Servidor	BDSwissGlobal-Real01

You can find this data by accessing your trading account accessing the menu “MT4”.

7. Comission Payment

Once you've completed your account setup, the positions will start automatically opening and closing on your MT4.

We suggest you to download the Metatrader4 App to your mobile device or Desktop to track the results.

After the trial week will start counting commission payments on the service.

Payment of SCALP Mini service commissions is done fortnightly (15 in 15 days) and SCALP service weekly.

A report is sent each period with the amount to be paid commission, a value that must be confirmed by the customer.

Commission payments can be made through Bitcoin or via Neteller. You should ask the technician through WhatsApp for the addresses for payment of the commission.

Notes:

- There are no costs associated with the membership or stay of our services other than the commission on profits.
- You don't need VPS or to keep your account online at any time for the system to work.
- There is no loyalty period in any of Sinais Forex services and the customer can stop when he wants to, having to place an order in advance to our assistants through WhatsApp.
- We remind you that this service is a copy of trading signals. Sinais Forex is not responsible for losses resulting from the use of our services. When trading Forex you must be aware that there is a possibility of loss of your capital.

*Trial Period

Sinais Forex offers all new clients 1 Free Week to test the service without compromise.

This trial week can be enjoyed in the real account, where only after this period will begin to count the commissions.

The trial period can also be done in a Demo account.

The Demo account cannot be created at the BDSwiss Broker unlike the Real account, because BDSwiss does not offer Demo accounts with Spread 0.

For this reason, and to have a more real approximation to the results you will get in the real account, you must create a Demo account at FBS broker.

This account that does not have any kind of costs or need to make any deposit.

If you want to try the service in a Demo account, you must follow the following steps:

- Register at FBS broker through this link: <https://fbs.eu/en>

- After the completed registration provide the Forex Signals technician through WhatsApp the MT4 data.

****Affiliate Program**

In order to reduce the commission charged by our systems, Sinais Forex has created an Affiliate program that allows the client, by referring our services to third parties, not only reducing their commission but eventually gaining commission on the profits of the referenced customers.

To join the Affiliate Program must be our customer and follow the following steps:

- Register in the [Affiliate Area](#) on the website;
- After the registration you will be approved and you will have your Referral Link on your Dashboard;
- To raise customers they have to register on the site through your Referral Link and make a purchase of one of our services (note that all services have the cost of 0€ on the website);
- From the moment the customer is affiliated to you and begins to use our services, your commission will be reduced.

For every customer who you refer that are active (use our services) you will be charged -5% of the profits commission every month.

After 10 active customers raised, you will no longer pay the commission to use our service.

More than 10 active customers raised you will start to gain 5% commission on the profits of the new customers you raise.

[Visit here the Affiliate Program info page on our Website](#)

Any additional questions do not hesitate to contact us through the usual means.