

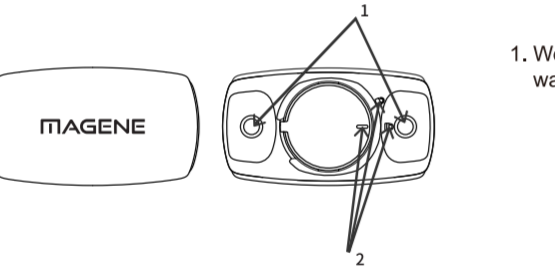
MOVER

MAGENE User Guide

Important information inside, please read carefully!

► Mover Heart Rate Strap Product Introduction

The product supports Bluetooth 4.0 and ANT+ protocol simultaneously, monitors the heart rate in real time, and sends the data wirelessly to a smart phone APP, sports watch, GPS head unit or other equipment to track and record every beat of your heart.



- 1) Heart Rate Strap Electrode Clips
- 2) Battery compartment rotation position identification

► Product Use (1)

* For brand new products, there is an insulating sheet in the main battery compartment. The sheet needs to be taken out before the first use.

* When wearing the heart rate monitor, please make sure that the MAGENE font is facing upright, otherwise the heart rate data may be abnormal.

1. Wet the electrode area of the chest strap with water before wearing it;



► Product Use (2)

2. Wear the strap in the correct position according to the pictures below, making sure the strap is below the main chest muscles;



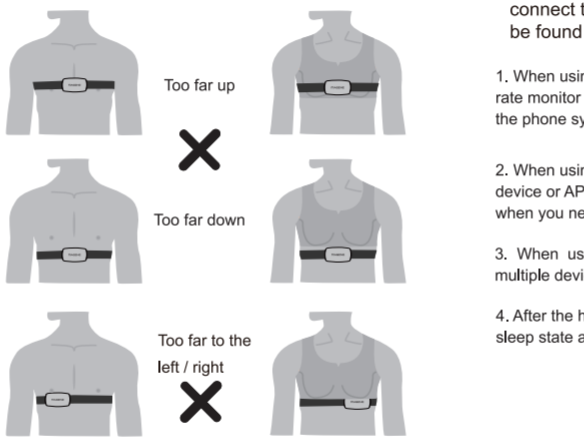
Correct position for male users Correct position for female users



Magene logo the right way up Magene logo upside down

► Product Use (3)

Incorrect ways to wear the MOVER strap:



3. Use the mobile APP, sports watch, GPS Head Unit or other equipment to search for a connection.

► Device Connection Instructions

* Please wear the device correctly before attempting to connect to it. If the device is not worn, the device cannot be found by other equipment.

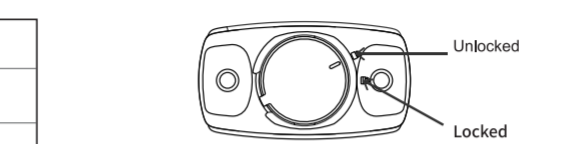
1. When using a smartphone app, you need to search for the heart rate monitor inside of the app. Connecting to the monitor through the phone system's bluetooth settings is invalid.
2. When using the Bluetooth protocol, you can only connect to one device or APP at a time. Please disconnect the old device or app when you need to connect to a new one.
3. When using the ANT+ protocol, it can be connected to by multiple devices at the same time;
4. After the heart rate strap is removed, it will automatically enter a sleep state after 30 seconds, in order to save power.

► Product Specification

Accessories: Sensor*1, CR2032 Battery*1, Strap*1	
Weight: 55g	Battery life: 1000h
Heart Rate: 30~240BPM	Water Proof: IP67
Protocol: Bluetooth 4.0&ANT+	Sensor Scale: 61.9*34.3*10mm
Connecting Distance: Bluetooth 4.0:10m ANT+:6m	Strap Length: 64~86(±2cm)

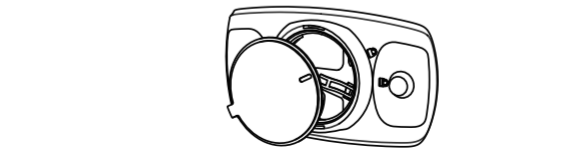
* Actual battery life depends on using environment.

► Battery Replacement



1. Open the battery compartment by turning the position mark on the battery cover counterclockwise from the lock position to the unlocked position.

2. Place the new battery into the battery compartment and press the battery cover into position with the marker aligned with the unlocked indicator (as shown below). After the battery cover is fully pressed, turn the battery cover clockwise to align the indicator to the locked position.



► FAQ (1)

1. Which APP and GPS Head Units are compatible with the MOVER heart rate monitor?

All devices that support ANT+ protocol are compatible, including: GARMIN sports watches & head units, iGPSPORT, ZWIFT, ONELAP, etc. Devices or apps that support Bluetooth protocol compatibility include: Songtuo Bluetooth sports watches, walker, XingZhe, QiZhe, blackbird riding, NIKE+, STRAVA, Runkeeper, RuntasticPro, Endomondo, Moofit, Sports tracker, Wahoo Fitness, etc.

2. Why can't my device discover the MOVER heart rate monitor?

- Please check the following;
- 1) Apply clean water to the skin in the chest strap sensing area;
 - 2) It's possible the battery connector is covered with foreign contaminate or the spring is not pushed up;
 - 3) Whether the battery is charged, try replacing the battery;
 - 4) Whether the software supports the Magene heart rate monitor;
 - 5) Bluetooth protocol can only connect one APP or device at the same time, please make sure that the heart rate band is not connected to any other devices or apps.
- (If you are still unable to solve your problem, please contact online technical support)

► FAQ (2)

3. Which sports can use the MOVER heart rate monitor?

A: The MOVER heart rate monitor can be used in almost all sports such as cycling, fitness, football, tennis, running, basketball, etc. (except swimming)

4. Why does the smart phone Bluetooth connection reject pairing or not display data?

A: You can only successfully connect to the device through the app itself. Connecting through the phone's native bluetooth settings menu is futile.

5. How to clean the MOVER heart rate monitor?

A: After each use, please rinse with water and lay it flat. After using it 7 times, wipe the chest strap with diluted soapy water and rinse clean with water. Do not place the chest strap in the washing machine or dryer; do not use chemical cleaners (chemical cleaners may cause the chest strap to age too quickly and shorten its service life).

6. How many hours can the MOVER heart rate monitor last?

A: Battery life is about 1000 hours (may differ due to temperature and use environment)

► Firmware Updates

Install the Magene Utility app on a Bluetooth-enabled smartphone and connect to the MOVER to get the latest firmware.

4. Why does the smart phone Bluetooth connection reject pairing or not display data?

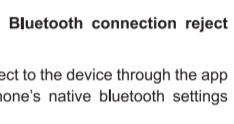
A: You can only successfully connect to the device through the app itself. Connecting through the phone's native bluetooth settings menu is futile.

5. How to clean the MOVER heart rate monitor?

A: After each use, please rinse with water and lay it flat. After using it 7 times, wipe the chest strap with diluted soapy water and rinse clean with water. Do not place the chest strap in the washing machine or dryer; do not use chemical cleaners (chemical cleaners may cause the chest strap to age too quickly and shorten its service life).

6. How many hours can the MOVER heart rate monitor last?

A: Battery life is about 1000 hours (may differ due to temperature and use environment)



iOS Download



Android Download

E-mail: support-cn@magene.cn

Telephone: 400-662-8297

For more information, please visit:
<http://www.magene.cn>