



HOPE ROSA

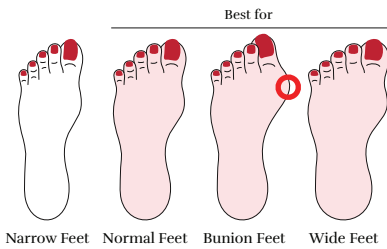
Measure Your Feet Size at Home

Figuring out the right Shoe Size:

To own your fit please note your two (2) personal measurements to match the best HOPE ROSA size. If you are in between or close to a size, select the next size up. Remember, our current styles run wider than most brands and our measurements are in MM -it's the smallest unit on a tape measure!

Women's Shoe Size Guide

Length MM L	217.2	220.4	223.6	226.8	230	233.2	236.4	239.6	242.8	246	249.2	252.4	255.6	258.8	262
Girth MM G	218.5	220.9	223.2	225.6	228	230.4	232.8	235.1	237.5	239.5	242.3	244.7	247	249.4	251.8
US SIZE (Closest)	4	4.5	5	5.5	6	6.5	7	7.5	8	8.5	9	9.5	10	10.5	11
Our SIZE	34G	34.5G	35G	35.5G	36G	36.5G	37G	37.5G	38G	38.5G	39G	39.5G	40G	40.5G	41G



- ◆ If your feet are in the normal to wide width range, Hope Rosa footwear will work like a charm. Refer to the guide above.
- ◆ For narrow feet, please include additional Hope Rosa insoles- Sole Spots to make the fitting snug.

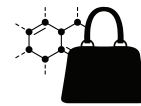
We are not another Footwear Brand

HOPE ROSA is a one-of-a-kind brand that merges fashion and science to create footwear that feels as good as it looks. Taking the time to capture your exact measurements ensures that you get the perfect fit and minimise returns & exchanges. Invest in a pair of HOPE ROSA shoes and experience the difference that mindful design & fit can make for your feet.

Our Philosophy



For Real Women



Science Backed Luxury



Transparent Comfort Rating



Digital Fitting



Support Women Led Businesses



Singapore Tatler



10,000+ Happy Customers




Shopping Assistant



Awards

Here to Help



Features in all our shoes

- LIGHTWEIGHT
- LOVING-SOLE
- SOFT LEATHER
- EARTH CONSCIOUS
- STRETCH
- BUNIONS
- CRAFTMANSHIP
- VERSATILE
- GRIP
- WATER PROOF

Contact Us



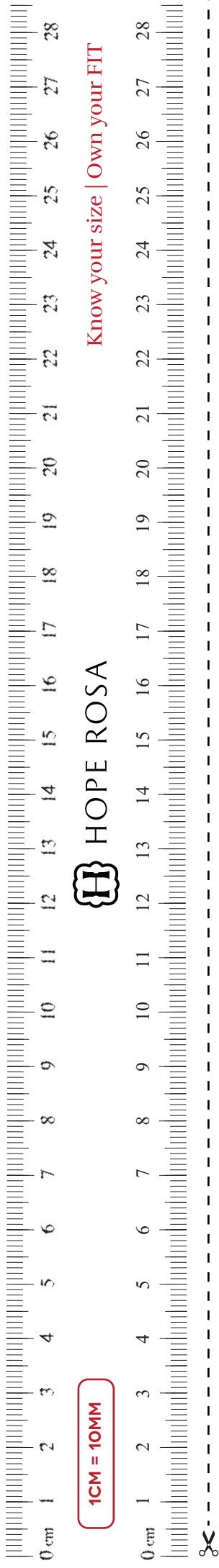
AI/WA : +65 9644 2700
Ph/WA : +65 8660 8350



www.hoperosa.com
help@hoperosa.com



Boston, Singapore, Delhi
202 Kallang Bahru Road, Unit 308, SG 339339



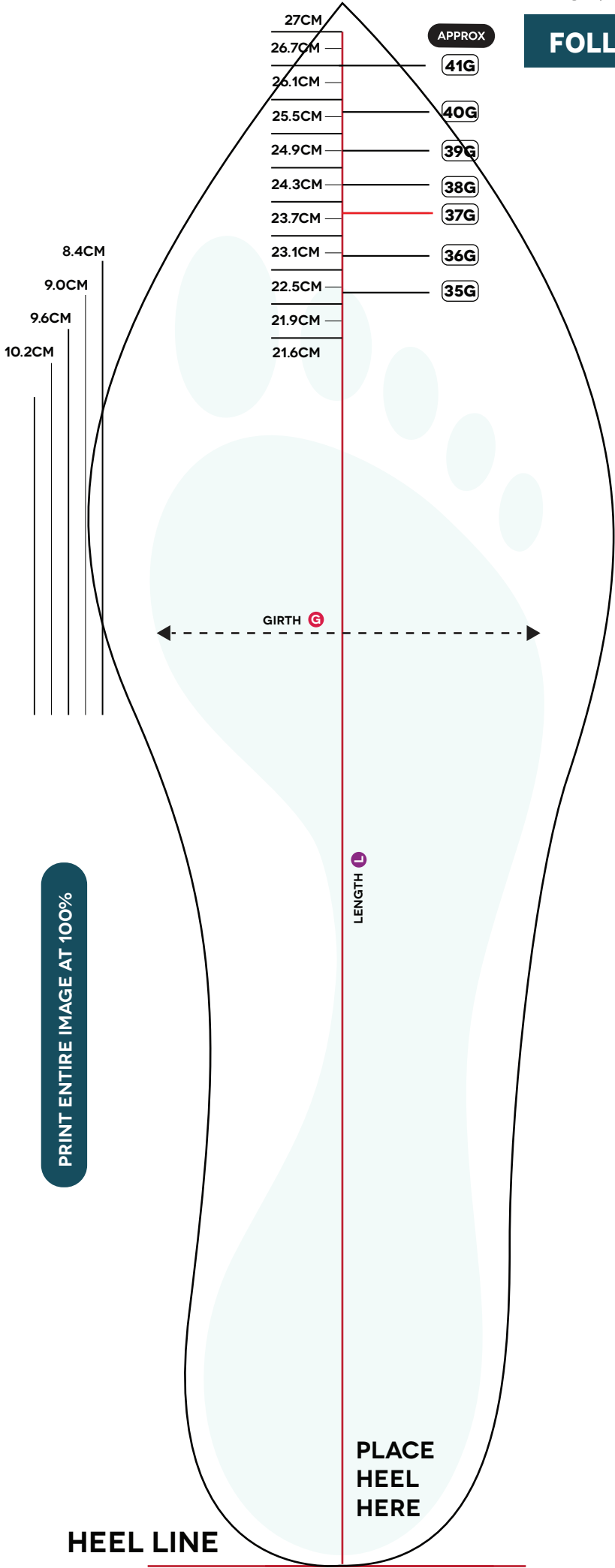
1CM = 10MM

HOPE ROSA

Know your size | Own your FIT

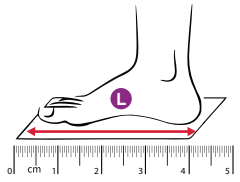
PRINT ENTIRE IMAGE AT 100%

HEEL LINE



How To Measure

FOLLOW THIS 4 STEPS



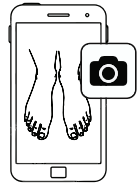
STEP 1

Measure foot length from heel to the longest toe.




STEP 2

Measure the girth of your foot around the widest part.



STEP 3

Take photo of your left & right foot.



SCAN ME

STEP 4

Send your photo and measurements to us. We will assist you with the best fit. Our AI will refer to your measurements each time.