



HX SERIES

ALL THE POWER YOU NEED



HX SERIES

HX9010 / HX1001 / HX1201

NO ONE HAS DARED TO RECREATE THE TRACTOR FROM SCRATCH, UNTIL NOW - KIOTI DID. WITH A POWERFUL ENGINE, SOPHISTICATED DESIGN, MODERN TECHNOLOGY AND TOP-NOTCH CONVENIENCE FEATURES THE HX IS THE TRACTOR YOU WERE WAITING FOR



ALL THE POWER YOU NEED

Model	Base Power	Boost Power(Total Gross)
HX9010PC-EU	90.0HP	+ 8.6HP(98.6)
HX1001PC-EU	99.9HP	+ 10.1HP(110.0)
HX1201PC-EU	115.3HP	+ 10.1HP(125.4)



EXCEED YOUR LIMITS WITH POWER BOOST

The HX series offers best performance even under extreme conditions - with a power increase of up to 10 HP

Power Boost

The boost increases engine power up to 10 HP even under extreme conditions, making it easy to work with balers, wrappers, trailers, and other implements that require strong traction even without a load.


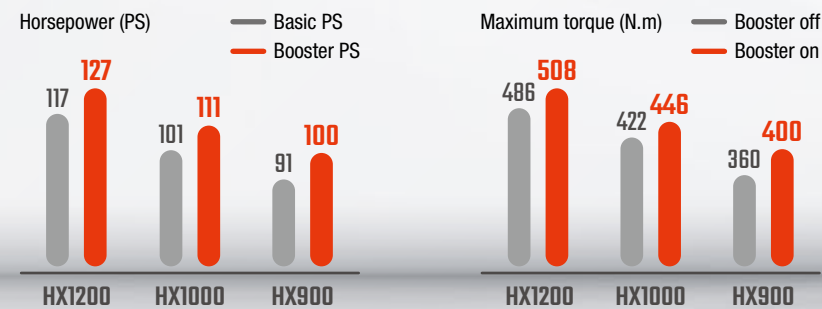
► Directions

The boost engages when the boost button is set to "on" and certain operating conditions are met.

► Operating Conditions

1. PTO turned on: Vehicle exceeds 0.5 km/h
2. PTO turned off: Boost activated when vehicle speed exceeds 15 km/h (boost deactivates after vehicle runs slower than 13 km/h)

► Before/After Comparison Using the Power Boost (internal test results)



Power boost button

- Locking switch
- Green when in operation



HX

RPM Memory

Select one of two preset RPMs (ranging from 1,050 - 2,200 RPM) - the HX automatically adjusts to the selected RPM without the need to operate the accelerator every time. Which leads to a higher work efficiency and less fatigue.

Smart Cruise

With the touch of a button you can maintain a certain RPM level and go back to that level every time you want. This makes life easier and prevents unnecessary fuel consumption



Outstanding Lifting Power of 4,410 kgf


The HX can easily lift even heavy machinery with its excellent three-point lift power. Furthermore it is very versatile and let's you operate a wide variety of implements

SELF-DEVELOPED ENGINE

The HX increases work efficiency and productivity with its powerful motor designed for many different working environments

Self developed 3,8 L diesel engine

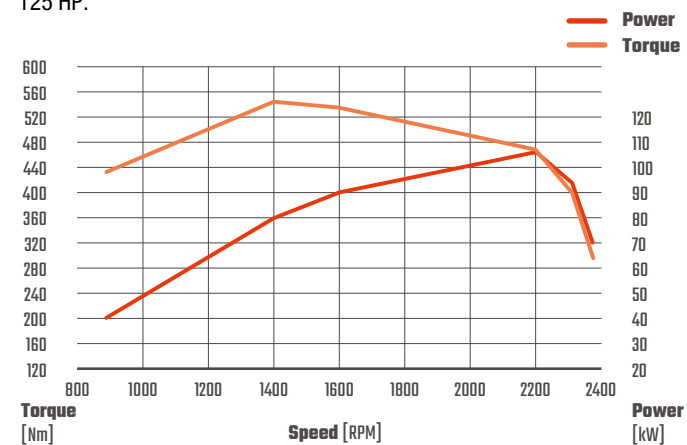
High engine performance optimized for off-road working environments



- Impact-type CCV filter that doesn't require replacement
- Enhances cooling performance with its two-layer cylinder head water-jacket
- Oil change intervals at 500 hours thanks to the optimized oil consumption mechanism
- Creates less vibration and noise with the second balance and offset crankshaft

High Power, High Torque, and High Fuel Efficiency

The optimized design of the engine and gear train reduces friction loss. Its compact engine shows a broad range of output from 99 to 125 HP.



"Monitor 5" Fuel Efficiency Monitoring System

Reduces fuel costs by using the minimum amount of fuel necessary for the situation

- Displays driving speed**
 - Easy to maintain speed, which enhances work efficiency and reduces fuel consumption
 - Enhances the efficiency of seed drills and muck spreaders
- Average Fuel Efficiency (AI/h: Average liter/hour)**
 - Displays the average fuel consumption per hour from initial operation to the present
- Total Fuel Consumption (L: Liter)**
 - Displays total fuel consumption while in use
- Economic Operation Guide**
 - Displays a symbol to encourage users to operate the product economically depending on working conditions
- Real-time Fuel Efficiency (L/h: Liter/hour)**
 - Displays fuel consumption per hour of tractor operations



High capacity fuel tank (180L)
guarantees long operating hours

ERGONOMIC DESIGN FOR PERFECT WORKING CONDITIONS

User-centred design: Key control units such as the touch monitor and the electronic armrest are located on the right-hand side for an increased comfort level



Comfortable Premium Suspension Chair

For better visibility the heated and comfortable premium air suspension seat rotates up to 20° in both directions



Instruction seat



Transparent Sunroof (Applicable to ATSC/PC)

The transparent cabin sunroof allows you to see operations overhead when using a loader, enhancing operational convenience.




Electronic Forward/Rear-moving Armrest

The armrest moves forward and backward, providing convenience for controlling the lever and switches.



Tilting and telescopic steering wheel

Adjustable to the driver's needs (tilting 24degree, telescopic length 50mm)



Power shuttle with Hi-low transmission

32speed(2X4X4) with hand clutch


KIOTI'S STATE-OF-THE-ART TECHNOLOGY FOR WORK CONVENIENCE

Its various convenience functions ensure maximum work efficiency in all situations



Remote Rear Fender PTO Switch

Convenient and easy to attach/ detach a wide variety of implements



Eight Hydraulic Ports

Each four hydraulic ports installed on the front and rear allow you to install a variety of attachments. (optional two additional hydraulic ports)



LSD front axle

Excellent 4wd performance without loss of slip even on muddy and slippery terrain

HX



CONTEMPORARY PREMIUM DESIGN

Its sophisticated, dynamic design and the high-quality materials enhance the HX's appearance and make work more fun

Maximized traction power with an optimized weight and wheelbase

Weight 4,428kg
Weight with Front Weight 4,928kg



Front Weight 500kg

Wheelbase 2,410 mm



Full LED Lamps and Front/Rear Working Lights (LED option)

Working lights, headlights, and taillights make night operations easier. The industry's first 40 W rear working lights enhance night operation efficiency.

SPECIFICATIONS



ISO 9001
NO.954596



ISO 14001
NO.771475



OHSAS 18001
NO:K033008

MODEL	HX9010PC-EU		HX1001PC-EU		HX1201PC-EU	
ENGINE						
Engine	4JTA-TP5A		4JTA-TP5A		4JTA-TP5A	
Engine Gross	(hp)	98.6(73.5)	110.0(82.0)		125.4(93.5)	
FUEL TANK	(L)	180				
TM						
TYPE	POWER SHUTTLE					
SPEED	32Fx32R with Hi-low and hand clutch					
PTO TYPE&SPEED	Independent(3 speed) with Ground PTO					
Auto 4WD brake	STD.					
Differential	Front : LSD, Rear : Mechanical differential lock					
HYDRAULIC SYSTEM						
3 Point Lift Control Type	Electronic control with remote switch at rear, Telescopic Cat.2					
Hydraulic flow	Total 121ℓ(1st : 74.8 ℓ, 2nd : 46.2 ℓ)					
Lift Capacity	4410kg @lift point(Max.), 3630kg @610mm point					
EXTERNAL VALVE	F4 / R4					
DIMENSION						
WHEEL BASE	(mm)	2,410	Overall width (minimum tread)		2,250	
OVERALL LEN. (w/o front weight and w/3pt hitch)	(mm)	4,398	GROUND CLEARANCE(mm)		480	
Overall height (CAB)	(kg)	2,843	Weight with Cabin and AG tires		4,428	
TIRE SIZE						
1	Front AG.	380/70R24				
	Rear AG.	480/70R34				
2	Front AG.	420/70R24				
	Rear AG.	520/70R34				

* NOTE : Specifications and design are subject to change without notice.

STANDARD EQUIPMENT

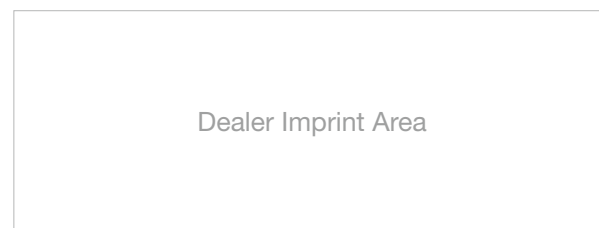
- AUTO 4WD
- AUTO PTO
- PTO Cruise
- speedmeter
- Escort lamp control
- external hydraulic cylinder
- joystick valve
- front& rear fender
- Telescopic & Dual rear view mirror
- air conditioner/heater
- rear window wiper
- air suspension & heated seat
- external 3-point lift control(button)
- ground pto
- 7-pim socket
- Tilting & Telescopic steering
- Instruction Seat
- Backward Alarm
- One touch floating

OPTIONAL EQUIPMENT

- front & rear weighths
- 3rd hydraulic valve
(Spring Return/detent/denten floating)
- refrigerator/heating cabinet
- beacon
- side working lamp



Daedong Kioti Europe B.V.
World Trade Center Rotterdam
Beursplein 37, 3011 AA Rotterdam, The Netherlands
Tel +31(0)85 10 63 580
Website www.kioti.eu



Dealer Imprint Area