

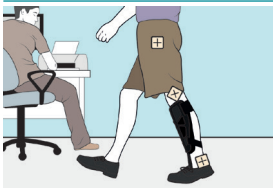


Matrix

INSTRUCTIONS FOR USE

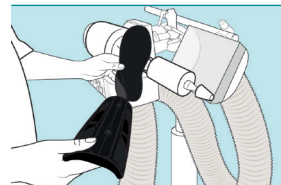
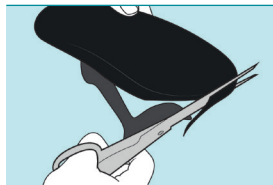
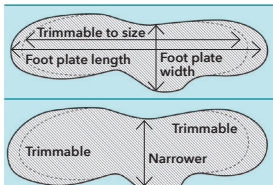
Fitting Instructions

1. Remove inlay and place Matrix in shoe.
2. Place inlay over the top of the Matrix footplate.
The inlay can be custom, off the shelf, or supplied with the user's footwear.
3. Insert foot into shoe with laces loosened. Fasten straps.
4. Check fit.
 - Perform trial walking. Ensure the knee is not hyper-extended.

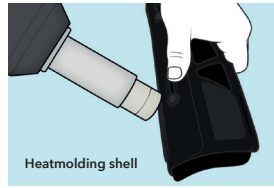
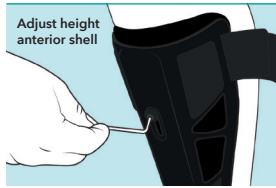


- Check footwear is not distorted.
 - Ensure the patient is comfortable and there are no areas of pressure which may lead to sores or ulceration.
5. Make adjustments if needed

- **Footplate:** The trimmable footplate (Max 2 and Medial T only) can be trimmed to fit a range of shoe sizes. The other products in the Matrix family can be adjusted by grinding to fit in patient's shoe. Appropriate extraction and personal protective equipment must be used.



- **Anterior shell** (except Medial): Adjust height (using the hex wrench provided) so that it covers the tibial tubercle but does not impinge on the patella at full extension. The shell can be heat molded for optimal patient comfort. (Note: heat should not be applied to the carbon composite parts of the product.)



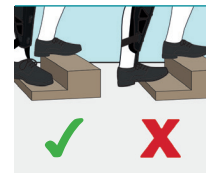
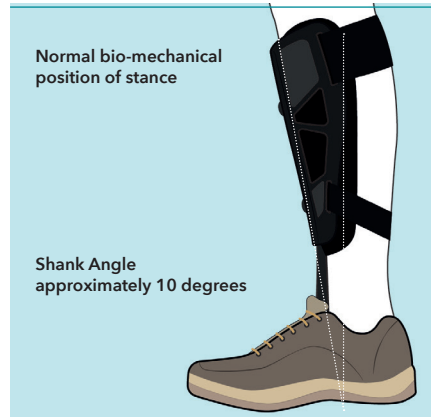
- **Straps:** The straps can be trimmed to the required length.
- **Inlay:** The inlay can be bonded to the Matrix footplate to secure its position if required.

Matrix Family Product Guidelines

Matrix products are manufactured from advanced composite materials and are designed to promote normal walking in patients with drop foot.

Footwear selection: For optimal performance and durability of the Matrix range, footwear should have a firm heel counter, 10mm heel pitch, non-slip flexible sole, and enough room to accommodate the orthosis. Boots and high heels should not be worn. Matrix products must not be used without footwear.

The product must not be used for running, squatting, kneeling, climbing ladders, or climbing stairs by loading the footplate unevenly.



For maximum comfort Matrix should be worn with long socks underneath and with both straps fastened.

Care of your Matrix: The product should be cleaned regularly by wiping with a damp cloth. The removable liner should be regularly removed and laundered

Matrix products should be used only as directed by a medical practitioner.

Discontinue use immediately if you notice any excessive redness, abrasions or irritation.

In the event that your Matrix becomes defective within the warranty period, please contact your distributor.

Please dispose of your Matrix in accordance with local and national laws and regulations.



Trulife Limited
41 Amos Road, Sheffield
S9 1BX, UK

