



EVOTECH®
P E R F O R M A N C E

Suzuki GSX-S 750

Radiator Guard

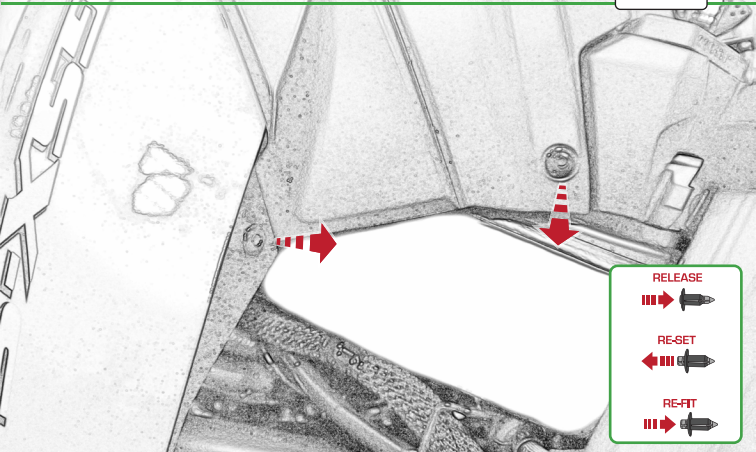
Installation Instructions



Kit Contents PRN009028

- A** 1 x Radiator Guard
- B** 4 x Rubber Bungs





RELEASE




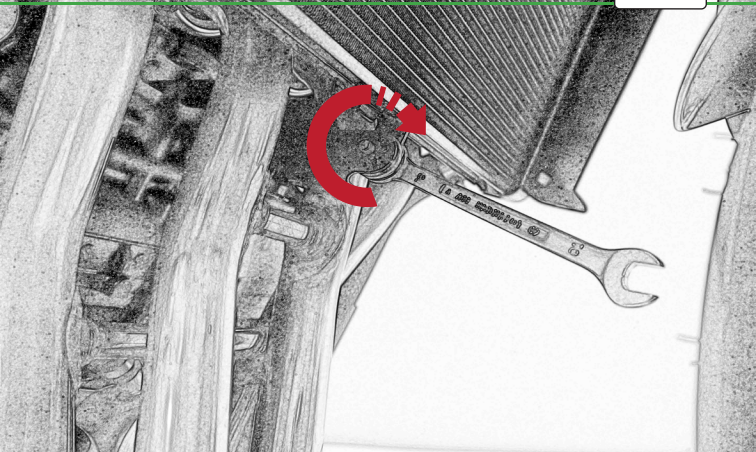
RE-SET




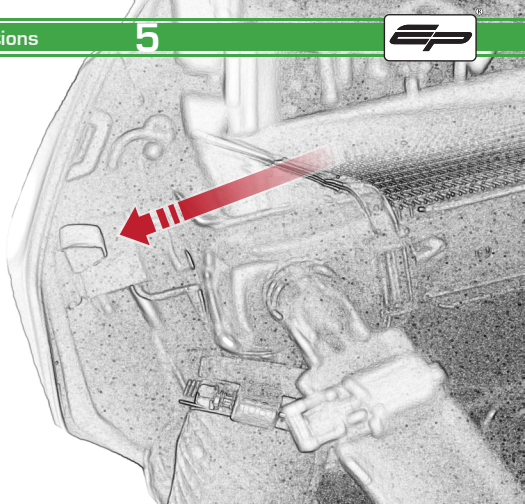
RE-FIT














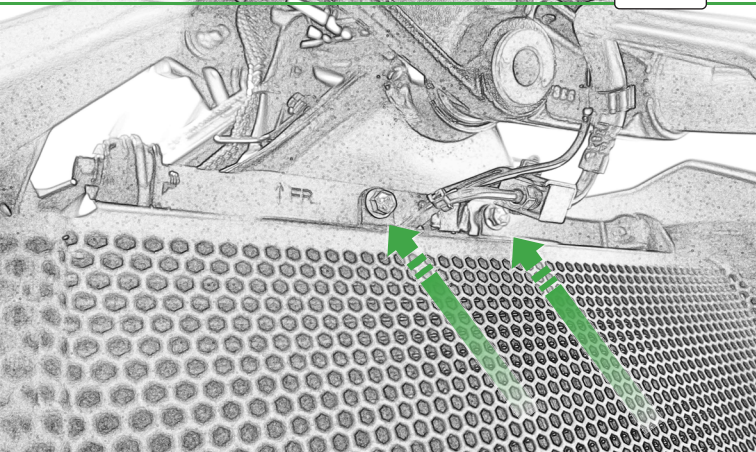


Locate round holes
amongst hexagons.

Push Rubber Spacer
through from the
back of the guard
so Hexagonal shape
sits on the front face









Reverse Stages

5, 3, 2, 1



ESSENTIAL CHECKS



It is recommended that periodic inspections are made to ensure that dirt and debris have not become trapped between the guard and the radiator/oil cooler. Such dirt and debris would reduce the cooling efficiency of the radiator/oil cooler.

It is recommended that periodic inspections are made to ensure that all fixings are fully tightened.



EVOTECH®
P E R F O R M A N C E

www.evotech-performance.com