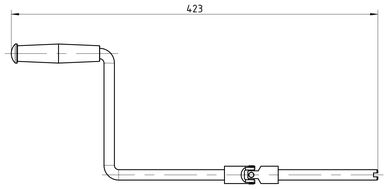

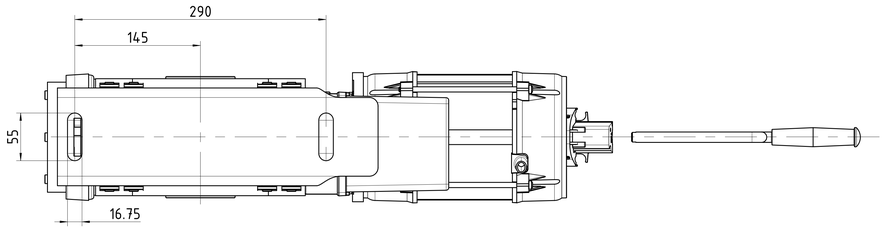

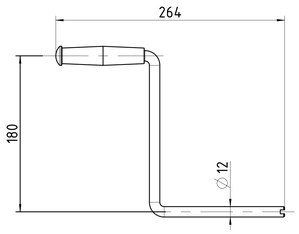

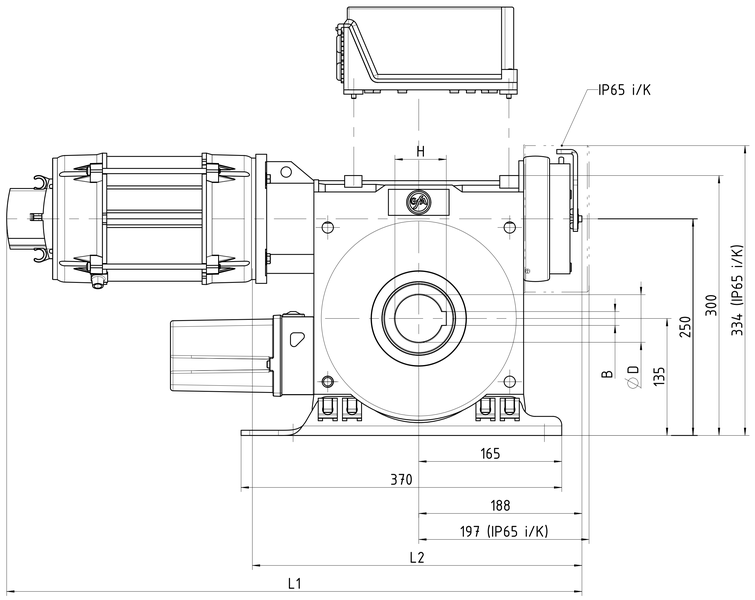

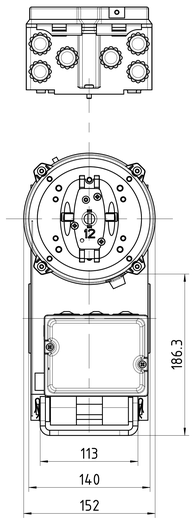

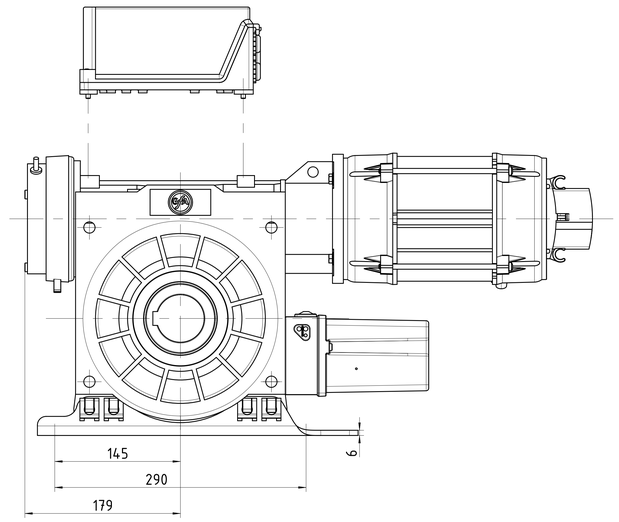

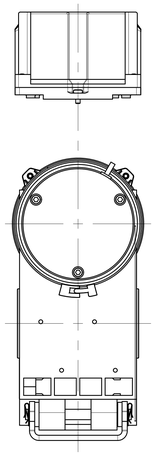

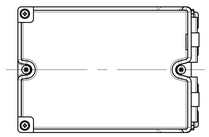

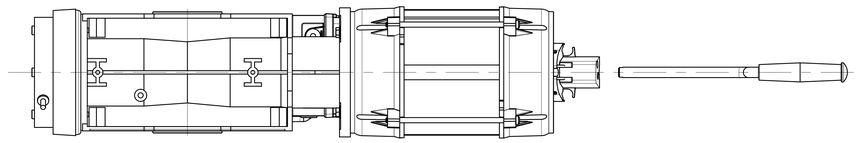

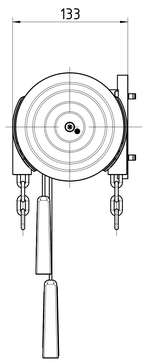

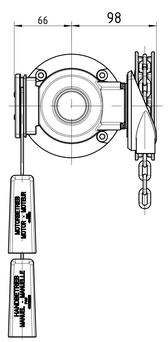

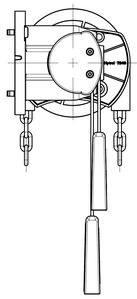

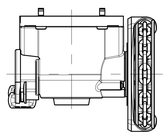

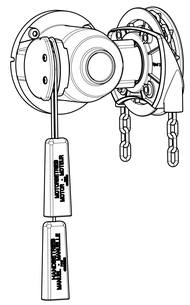

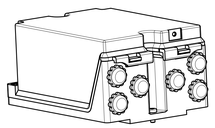

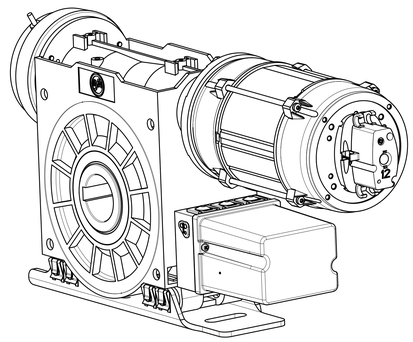

- Maß- und Konstruktionsänderungen vorbehalten
- Design and dimensions subject to change
- Sous réserves de toutes modificatons techniques par le constructeur
- Con riserva di modifiche di dimensioni e costruzione
- Reservado el derecho a introducir modificaciones en las dimensiones y en la construcción

		Art.-Nr.	Nm	1/min	L1	L2	∅D	B	H
50000794_2018_05	SI 75.10-55	10002402	750	10	667.5	612.5	55	16	59.3
50000794_2017_05	SI 75.12-55	10002802	750	12	667.5	612.5	55	16	59.3
50000794_2016_08	SI 75.15-55	10002535	750	15	667.5	612.5	55	16	59.3
50000794_2014_08	SI 75.15-50	10002976	750	15	667.5	612.5	50	14	53.8
50000794_2014_07	SI 75.24-55	10002624	750	24	647.5	592.5	55	16	59.3
50000794_2012_01	SI 75.24-50	10003414	750	24	647.5	592.5	50	14	53.8
50000794_2010_12	SI 85.10-55	10003118	850	10	667.5	612.5	55	16	59.3
Zeichnungsstand DXF/DWG/PDF	SI 100.10-55	10002536	1000	10	677.5	622.5	55	16	59.3

Ind./Ftr. A.4	Dokumentenstatus	Ausgabedatum 28.05.2018	Zulässige Abweichung			Maßstab 2:5	Format DIN A0	Gewicht
				Datum	Name	Werkstoff nach GFA Stückliste, bzw. Div.		Klassifikation 0 PP 446.14
			Geprüft			Benennung		
			Genehmigt					
			GFA ELEKTROMATEN Wiesenstraße 81 40549 Düsseldorf Germany			Einbauzeichnung SG115F SI 100.10-55 u. a.		
						Art.- /Zeichnungsnummer 50000794		Blatt 1/1
A	ohne	28.05.2018	Bjck	Verwendungsbereich SG115F				
Ind.	ÄM	Datum	Ersteller					

Schutzvermerk DIN ISO 16016 beachten / observe protective rights acc.to DIN ISO 16016
Prod: - Datenbase 50000794.dwg