

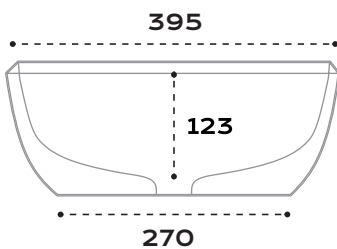


merwe
**COVE
 BASIN**

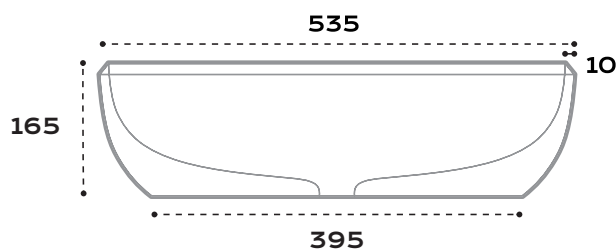
Basin Technical Data Sheet

DIMENSIONS 535 x 395 x 165 mm
PRODUCT CODE SMB002
MATERIAL Solid Surface
FINISH Matt or Gloss
OVERFLOW With Overflow
WEIGHT 11.5 kg
PACKED WEIGHT 12.5 kg
PACKING DIM. 615 x 460 x 210 mm
WASTE SYSTEM SW002W/Overflow
WASTE SIZE 40 mm Slotted

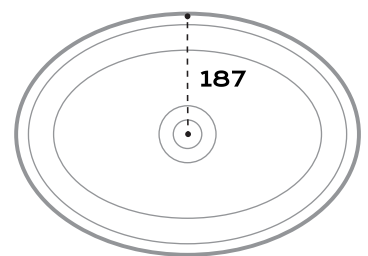
* Sizes may vary slightly.



side view



front view



top view