




2023 annual report to the Community

Forbes Primary School



Forbes Primary School number: 658

Partnership: Marion Inland



School principal:

Kirby Dickinson

Date of endorsement:

19/03/2024



Context Statement

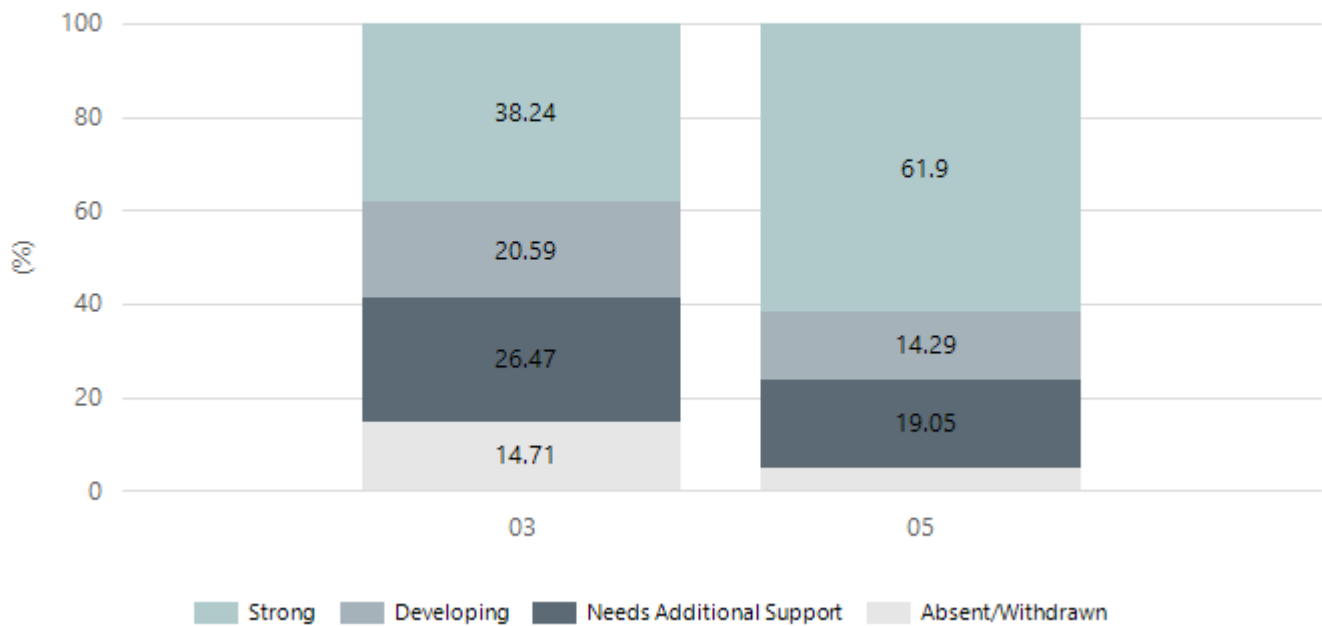
Forbes Primary School caters for students from R-6. At the time of this report, the enrolment in 2023 is 210. Forbes Primary School is classified as Category 4 on the Department for Education Index of Educational Disadvantage. At the time of this report, the school population includes 15% Aboriginal students, 20% students with disabilities, 36% students with English as an additional language or dialect (EALD) funded background, 4% children/young people in care. Further information about the school is available on the school's website (including its context statement), as well as the My School website.

Performance Summary

NAPLAN Proficiency

In 2023, the Australian Curriculum, Assessment and Reporting Authority (ACARA) - a Commonwealth Independent statutory authority - announced changes to NAPLAN performance reporting. This new way of reporting by ACARA that NAPLAN results from 2023 will not be comparable to previous years. The new approach replaces the previous numerical NAPLAN bands and the national minimum standard.

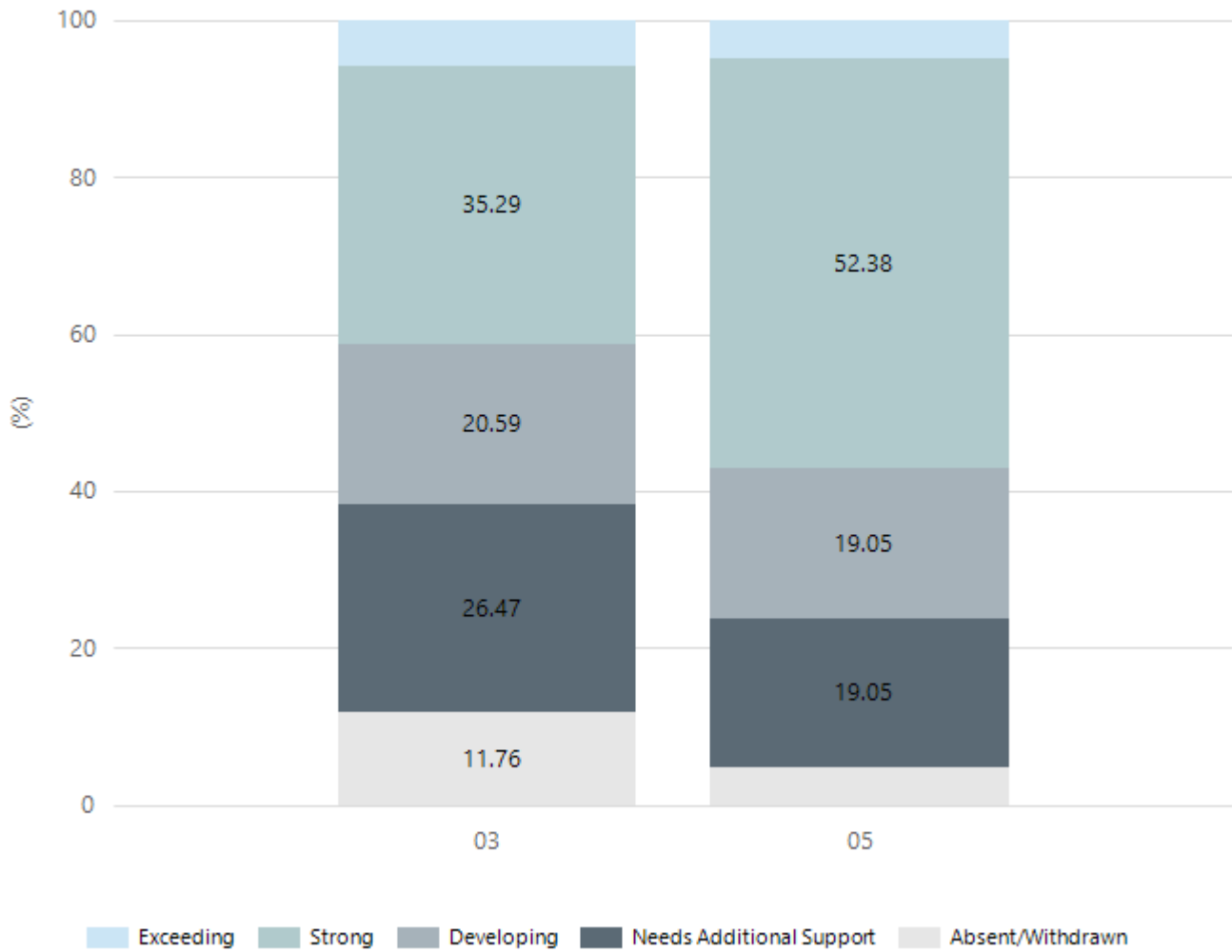
Numeracy



Year Level	03	05
Strong	13	13
Developing	7	3
Needs Additional Support	9	4
Absent/Withdrawn	5	1
Total	34	21

Data Source: Department for Education Assessment Data Holdings, 2023. When there are less than six students in a cohort, no data is supplied.

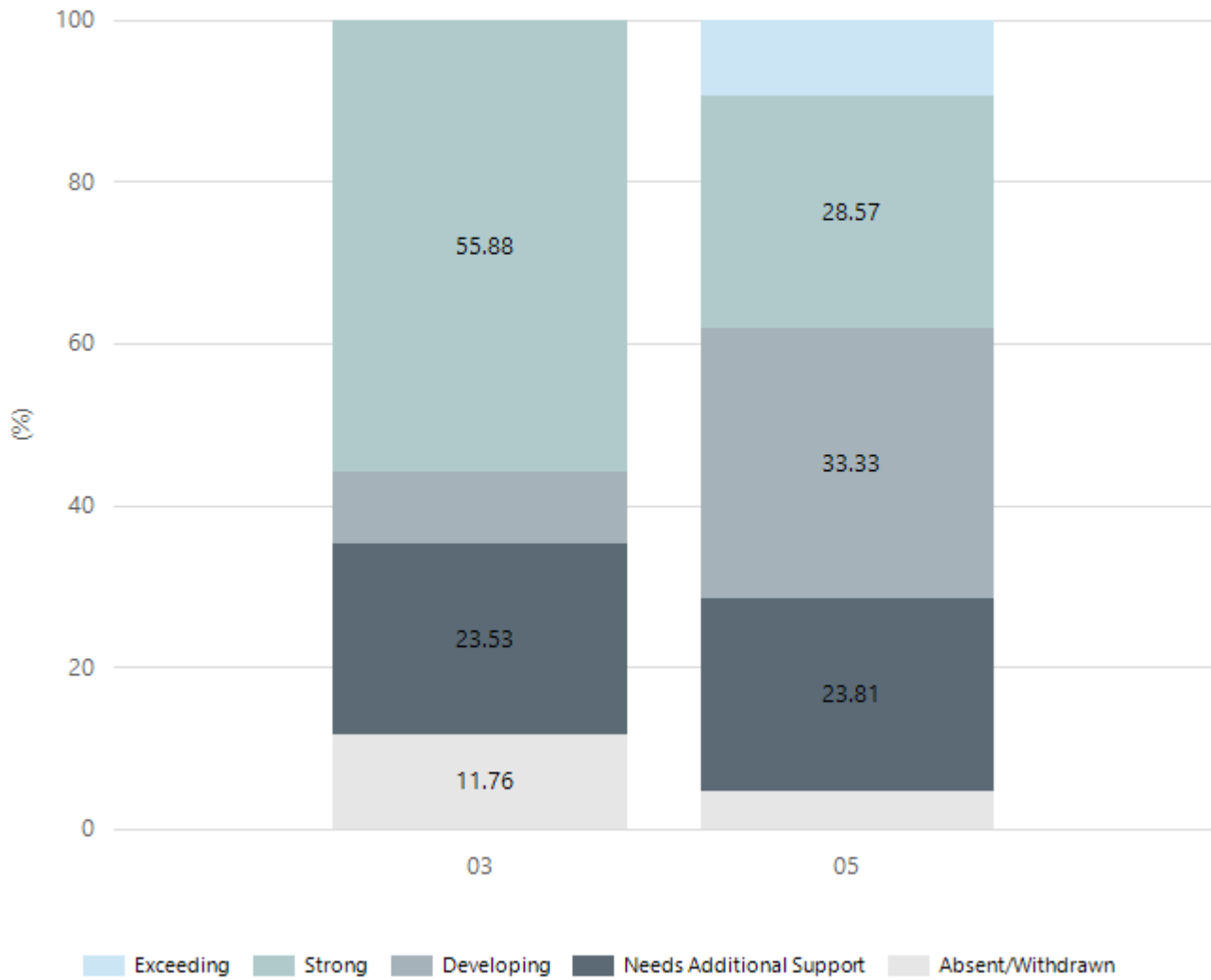
Reading



Year Level	03	05
Exceeding	2	1
Strong	12	11
Developing	7	4
Needs Additional Support	9	4
Absent/Withdrawn	4	1
Total	34	21

Data Source: Department for Education Assessment Data Holdings, 2023. When there are less than six students in a cohort, no data is supplied.

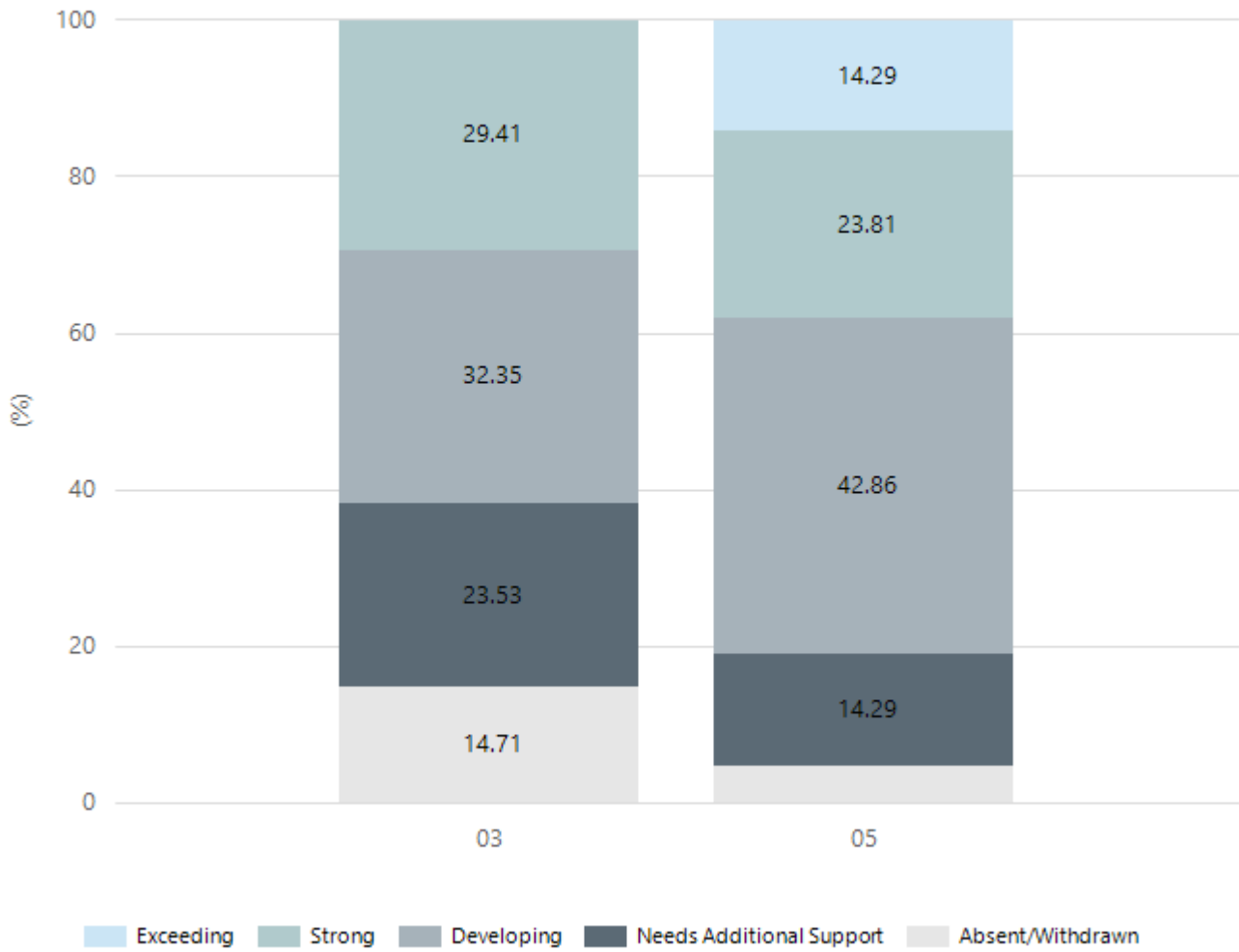
Writing



Year Level	03	05
Exceeding		2
Strong	19	6
Developing	3	7
Needs Additional Support	8	5
Absent/Withdrawn	4	1
Total	34	21

Data Source: Department for Education Assessment Data Holdings, 2023. When there are less than six students in a cohort, no data is supplied.

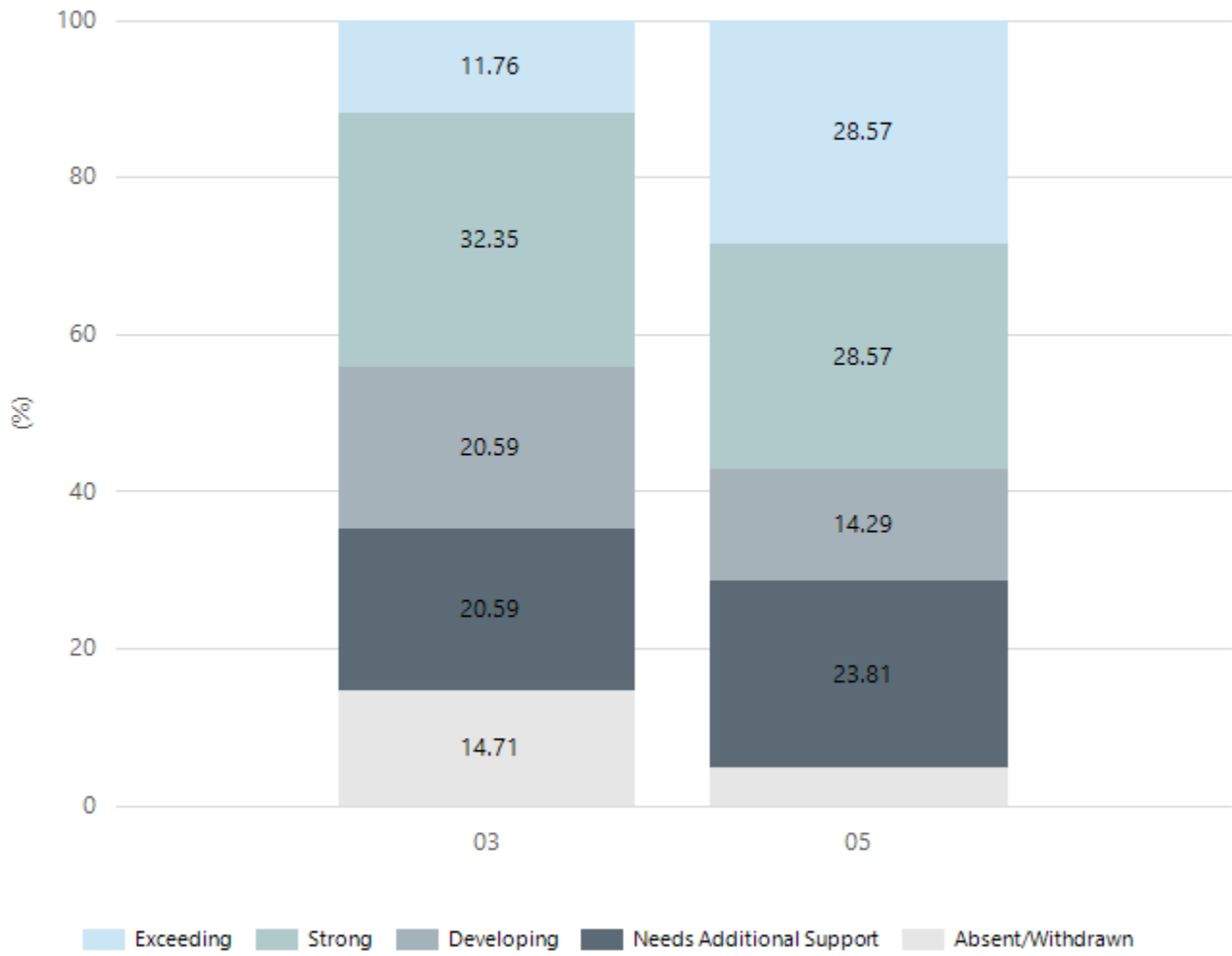
Grammar



Year Level	03	05
Exceeding		3
Strong	10	5
Developing	11	9
Needs Additional Support	8	3
Absent/Withdrawn	5	1
Total	34	21

Data Source: Department for Education Assessment Data Holdings, 2023. When there are less than six students in a cohort, no data is supplied.

Spelling

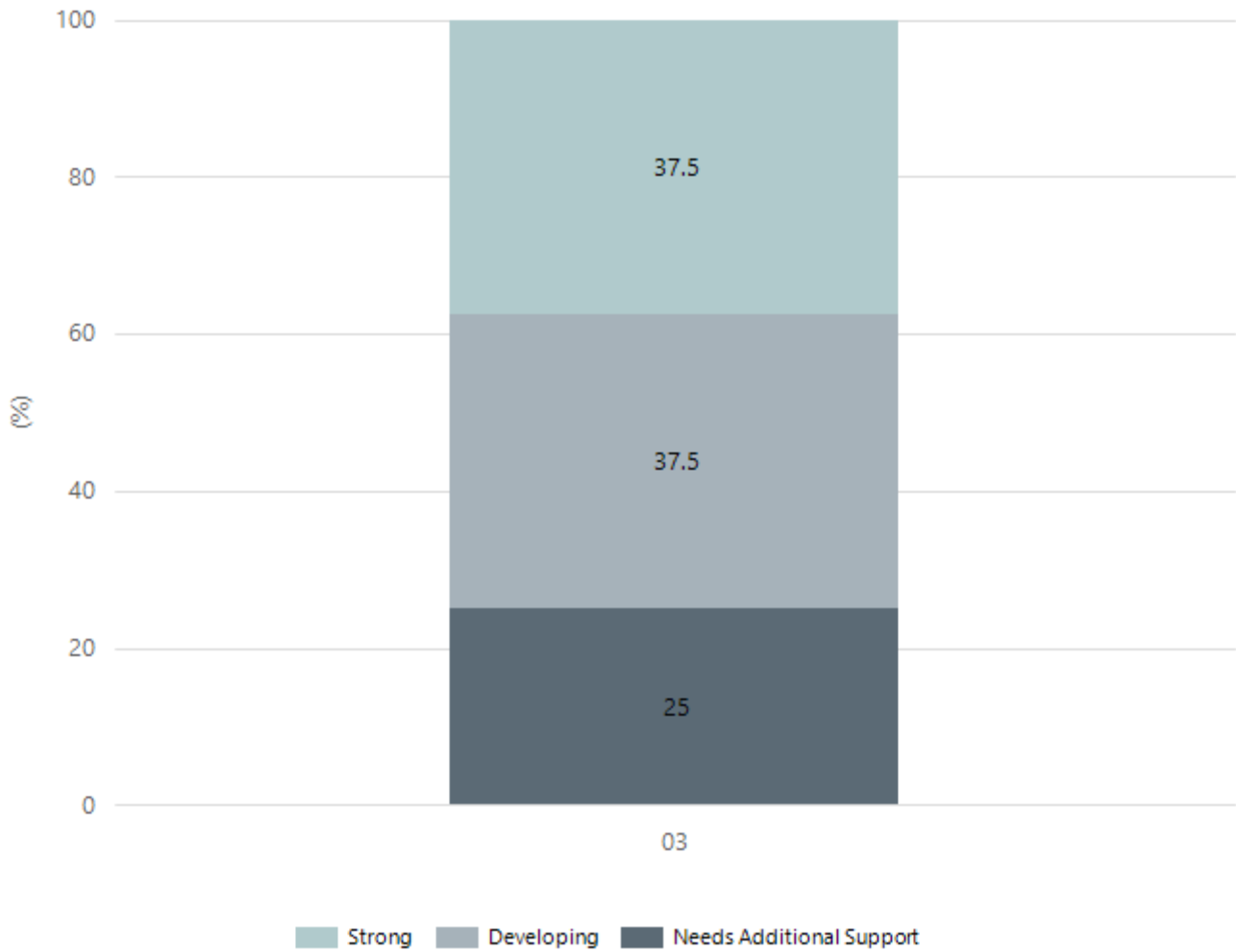


Year Level	03	05
Exceeding	4	6
Strong	11	6
Developing	7	3
Needs Additional Support	7	5
Absent/Withdrawn	5	1
Total	34	21

Data Source: Department for Education Assessment Data Holdings, 2023. When there are less than six students in a cohort, no data is supplied.

NAPLAN Proficiency - Aboriginal Learners

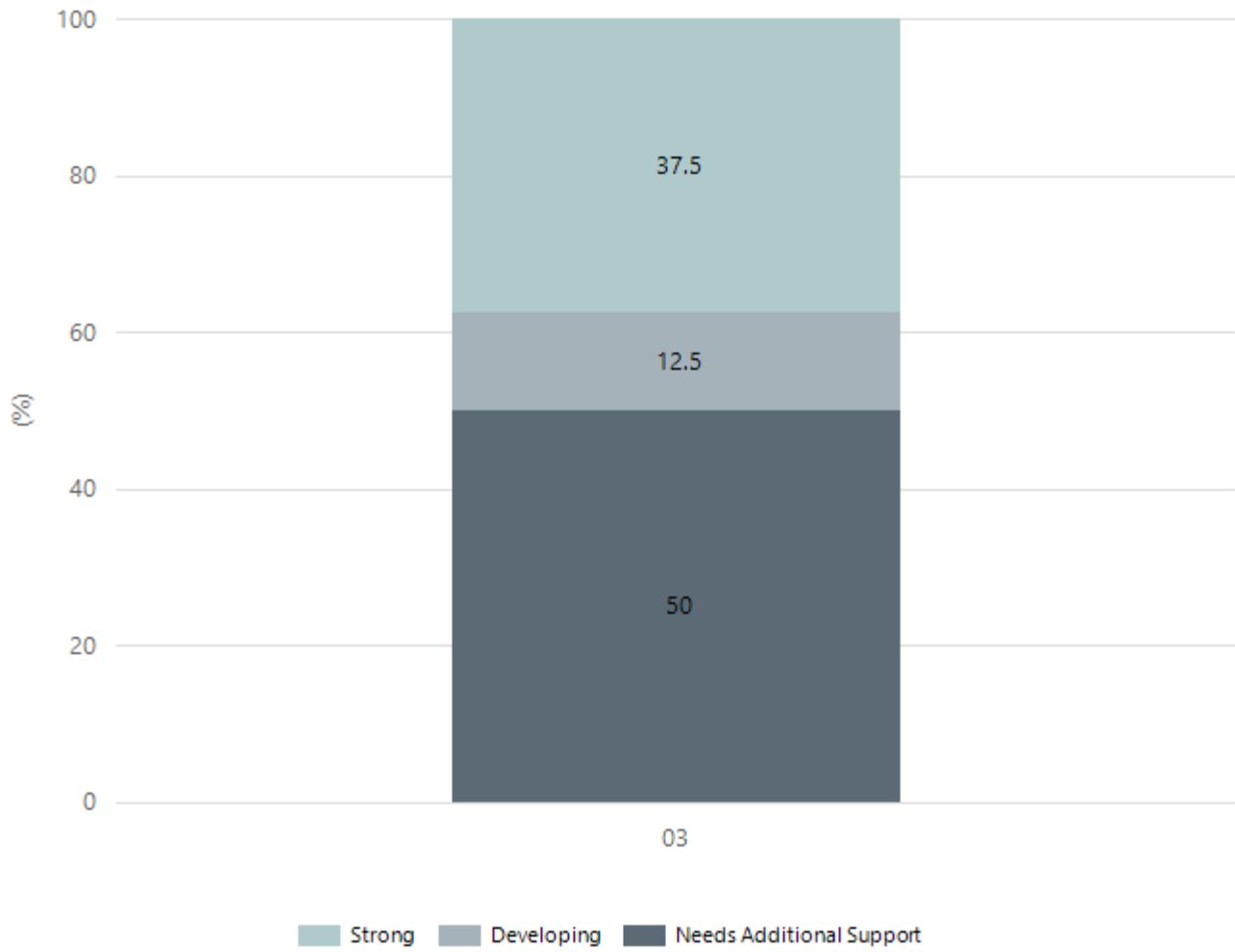
Numeracy



Year Level	03
Strong	3
Developing	3
Needs Additional Support	2
Total	8

Data Source: Department for Education Assessment Data Holdings, 2023. When there are less than six students in a cohort, no data is supplied. Only data for Aboriginal learners is displayed.

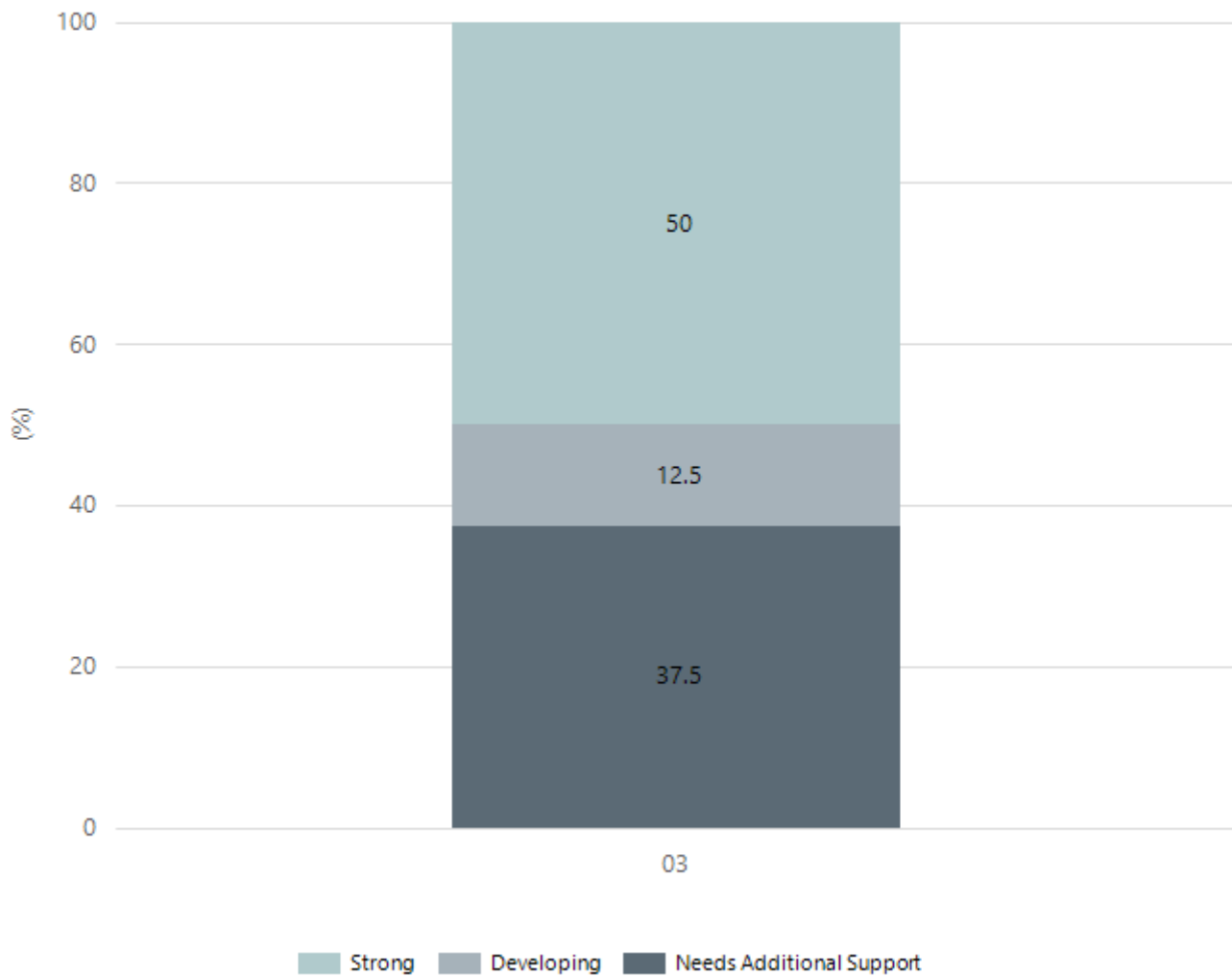
Reading



Year Level	03
Strong	3
Developing	1
Needs Additional Support	4
Total	8

Data Source: Department for Education Assessment Data Holdings, 2023. When there are less than six students in a cohort, no data is supplied. Only data for Aboriginal learners is displayed.

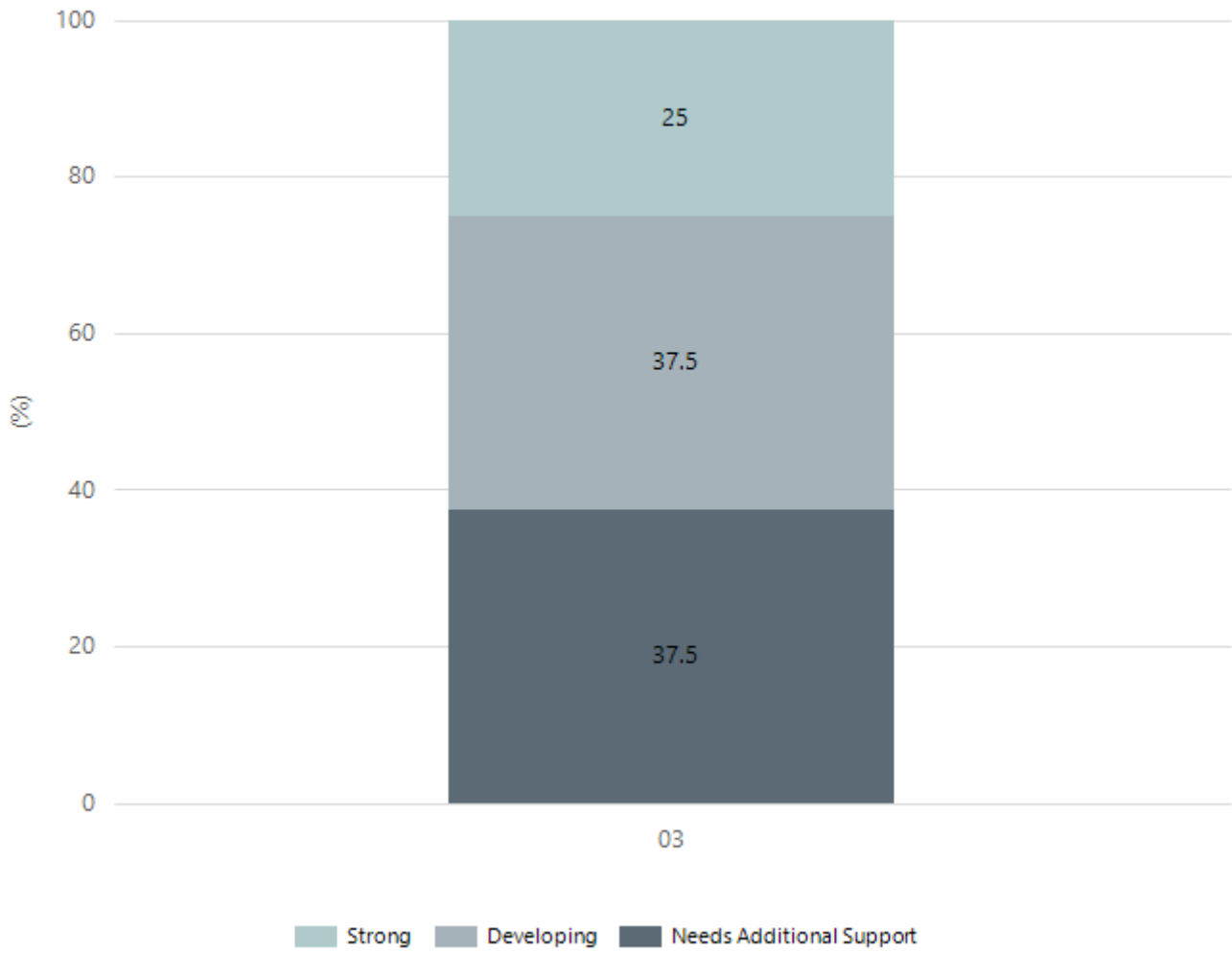
Writing



Year Level	03
Strong	4
Developing	1
Needs Additional Support	3
Total	8

Data Source: Department for Education Assessment Data Holdings, 2023. When there are less than six students in a cohort, no data is supplied. Only data for Aboriginal learners is displayed.

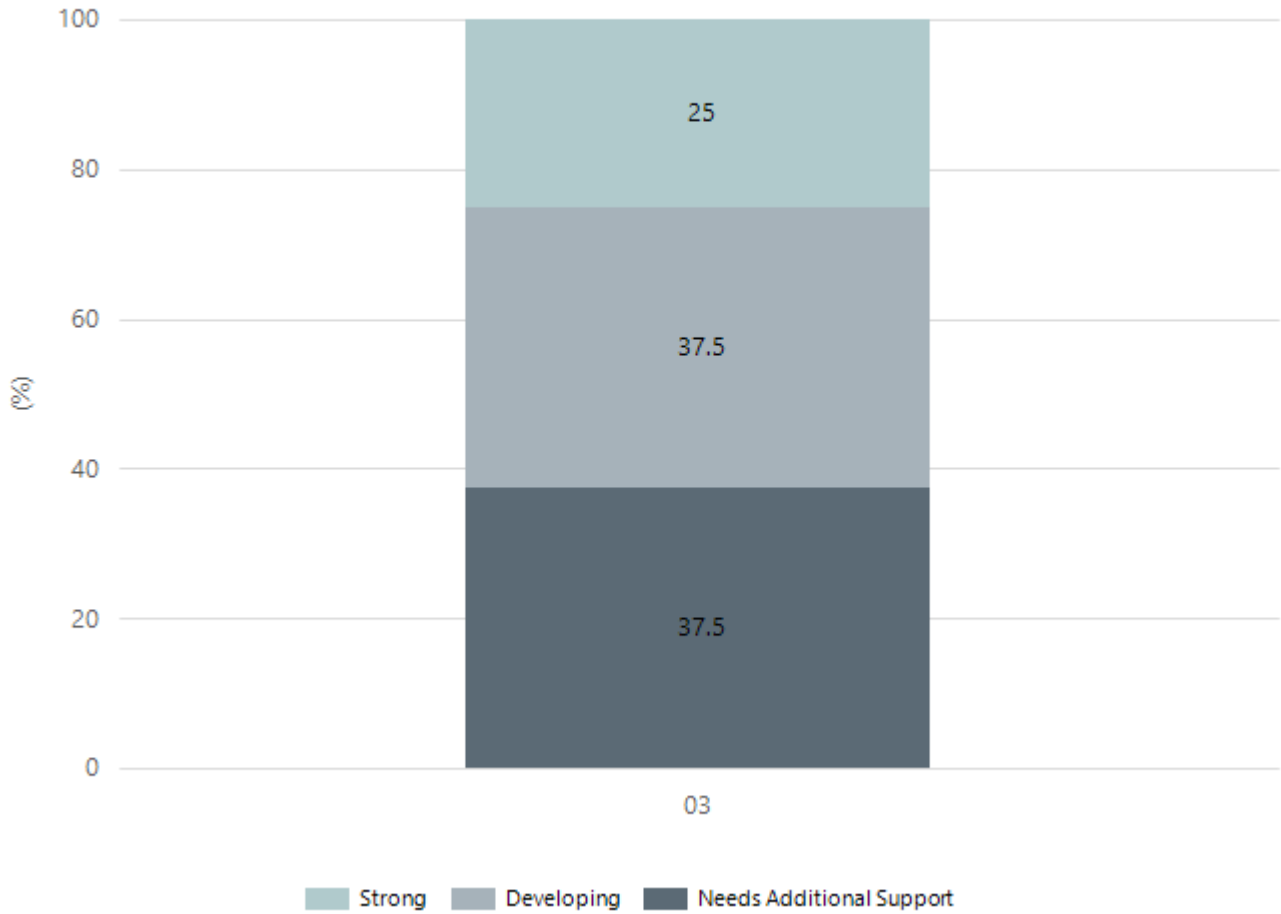
Grammar



Year Level	03
Strong	2
Developing	3
Needs Additional Support	3
Total	8

Data Source: Department for Education Assessment Data Holdings, 2023. When there are less than six students in a cohort, no data is supplied. Only data for Aboriginal learners is displayed.

Spelling



Year Level	03
Strong	2
Developing	3
Needs Additional Support	3
Total	8

Data Source: Department for Education Assessment Data Holdings, 2023. When there are less than six students in a cohort, no data is supplied. Only data for Aboriginal learners is displayed.

School Attendance

Year Level	2021	2022	2023
Reception	84.4%	85.9%	77.8%
Year 01	84.0%	84.7%	83.9%
Year 02	85.5%	84.0%	80.5%
Year 03	83.7%	83.5%	82.4%
Year 04	81.9%	82.2%	84.6%
Year 05	87.6%	82.4%	85.5%
Year 06	81.3%	81.3%	81.5%
Year 07	82.0%		
Primary Other	82.9%	78.3%	82.5%
Total	84.0%	83.2%	82.4%

Data Source: Department for Education Attendance Data, Semester 1 Report 2023. A blank cell indicates there were no students enrolled. 'Primary Other' includes students enrolled in specialised education options. 'Secondary Other' includes students who have already spent a year at Year 12 and elected to undertake further study at Year 12.

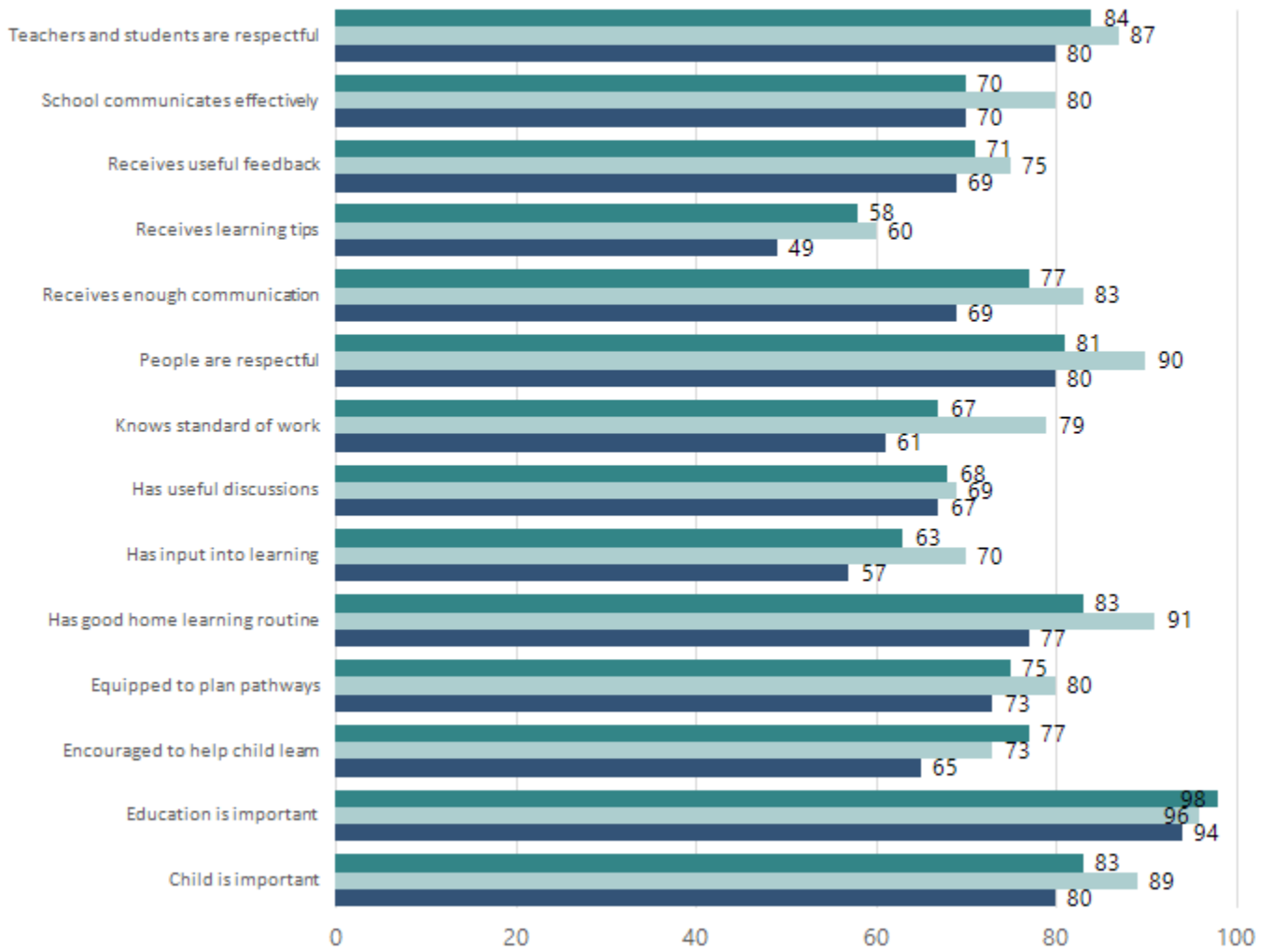
Attendance Comment

In South Australia, all children and young people must be in school from 6 years to 16 years old. They must attend a government or non-government school full time. From age 16 to 17 however, young people must attend school or an approved learning program (such as an apprenticeship, traineeship, accredited course or university). Schools and parents must encourage and support students to come to school every day. Parents and caregivers must make sure their child is enrolled in a school, and attends school all day and everyday it is open, unless a child is sick or has an approved exemption. Teachers and leaders actively follow up when a student misses school, including recording all absences and non-attendance. All schools in South Australia have local attendance procedures governed under the Education and Children's Services Regulations 2020.

Parent Opinion Survey Results

Proportion of agree/strongly agree response(%)

2021 2022 2023



Data Source: 2023 Department for Education Parent Opinions Survey, Term 3 2023.

Intended Destination

Leave Reason	Number	%
EX - EXEMPTION	2	4.0%
NG - ATTENDING NON-GOV SCHOOL IN SA	2	4.0%
NS - LEFT SA FOR NSW	3	6.0%
OV - LEFT SA FOR OVERSEAS	2	4.0%
TG - TRANSFERRED TO SA GOVERNMENT SCHOOL	32	65.0%
VI - LEFT SA FOR VIC	4	8.0%
WA - LEFT SA FOR WA	3	6.0%

Data Source: Department for Education Destination Data Report, 2023. Data extract term 3 2023. Data shows recorded destinations for students that left the school in the previous year. Data is uploaded by schools in term 3 and may not reflect final or total figures at time of report creation.

Highest Qualifications held by the teaching workforce and workforce composition

All teachers at this school are qualified and registered with the SA Teachers Registration Board.

Qualification Level	Number of Qualifications
Bachelor's degrees or Diplomas	15
Postgraduate Qualifications	6

Data Source: Data extracted from Mandatory Workforce Information Collections as on the last pay date of June 2023. As self-reported by staff in the system.

Please note: Data includes staff who are Actively employed and on extended paid leave. Please note only the highest qualification of the Teaching staff is reported. Excludes any number of other certifications earned.

Workforce composition including indigenous staff

	Teaching Staff		Non-Teaching Staff	
	Indigenous	Non-Indigenous	Indigenous	Non-Indigenous
Full-Time Equivalents	0.0	19.1	0.9	10.3
Persons	0.0	21.0	1.0	15.0

Data Source: Data extracted from Mandatory Workforce Information Collection as on the last pay date of June 2023.

Please note: Data includes staff who are actively employed and on extended paid leave. "Indigenous category" is self-reported by staff in the system.

Financial Statement

Funding Source	Amount
Grants: State	\$3,696,490
Grants: Commonwealth	\$4,100
Parent Contributions	\$72,326
Fund Raising	\$12,787
Other	\$39,882

Data Source: School supplied data.

Governing Council Report 2023

Forbes Primary School Community,

I am honoured to present the 2023 Governing Council Report on behalf of our dedicated team and community. As the newly appointed Chairperson of the Governing Council, it fills me with pride to reflect on the achievements and progress made throughout the past year.

Literacy Focus and Reading Growth:

In 2023, Forbes Primary School remained committed to enhancing literacy outcomes, with a particular emphasis on reading proficiency. We implemented comprehensive strategies to support students' reading skills, utilizing tools such as the DIBELS screener for reading risk. Through this initiative, we have witnessed significant growth in our students' reading abilities, empowering them to navigate texts with confidence and comprehension. The dedication of our staff and the engagement of our students have been instrumental in driving these positive outcomes.

Facilities Upgrades:

A key priority for Forbes Primary School in 2023 was enhancing our learning environment to better support teaching and learning. I'm pleased to report that significant upgrades have been made to our facilities. This includes the provision of new teacher devices, class interactive boards, and the refurbishment of windows and painting in the junior primary building. These enhancements aim to create modern, stimulating learning spaces conducive to academic achievement and student well-being.

Furthermore, we take immense pride in the development of our Bush Tucker Garden. This outdoor learning space not only enriches our curriculum but also fosters a deeper connection to the land and Indigenous culture. The Bush Tucker Garden serves as a living classroom where students can explore biodiversity, sustainability, and cultural heritage.

Community Engagement and Fundraising:

The vibrant spirit of community at Forbes Primary School was exemplified through the success of events such as the Forbes Family Fun Night. I extend my heartfelt gratitude to all volunteers, families, and supporters who contributed to the success of this event and other fundraising endeavours throughout the year. The Forbes Family Fun Night was a testament to the strength of our community, bringing together families for a memorable evening of joy and camaraderie. We are committed to sustaining this level of community involvement and collaboration in the years to come.

In conclusion, I would like to express my appreciation to all members of the Forbes Primary School community – staff, students, families, volunteers, and supporters. Your dedication, passion, and commitment continue to enrich the educational experience and opportunities available to our students. Together, we look forward to building upon our successes and achieving even greater heights in the future.