



THERMAL FIREFIGHTING

Full Force Coverage from the Ground Up

Handheld - Aerial - Fixed Mounted





FULL FORCE

— Thermal Coverage From The Ground Up —

FLIR THERMAL IMAGING CAMERAS FOR FIREFIGHTING

FLIR'S EXPANDED LINEUP OF THERMAL IMAGING CAMERAS (TICS) GIVES YOU THE MOST COMPREHENSIVE VIEW OF THE SCENE — FROM INSIDE, OUTSIDE, AND ABOVE THE FIRE.

Visibility is a chief concern for maintaining firefighter safety, whether you're in the thick of fighting a fire or coordinating resources as the incident commander. Thanks to FLIR's lineup of cost-effective handhelds and mounted and UAS aerial options, fire departments can now afford to outfit more firefighters with TICs and monitor all angles of the scene.

This is about more than seeing through a smoke-filled room: viewing the entire scene from multiple viewpoints helps incident commanders make better decisions. And, since FLIR TICs clearly visualize heat sources, they're an important tool for hazmat and search-and-rescue operations.

With FLIR handheld, drone-mounted, and truck-mounted TICs, you get:

- A Clear View: Navigate better thanks to the bright LCD and an image frequency that keeps up with the action.
- Ultra-Sharp Thermals: Extra image detail for easier visual orientation with FLIR MSX® or FSX® enhancement.
- Early Warning: Truck- and ladder-mounted cameras allow you to detect fire intensity from a safe distance.
- Better View, Better Planning: Visualizing an overview of the entire scene from a drone-mounted TIC will help you better coordinate resources.
- Rugged Reliability: FLIR designed its line of TICs to withstand the toughest firefighting conditions — whether it's a two-meter drop, heavy water spray, or blazing-hot temperatures.





K-SERIES

AFFORDABLE, DEPENDABLE, ESSENTIAL


Just like your air pack, radio, and protective gear, FLIR TICs are essential tools for firefighting. With a TIC in hand, you can attack fires more strategically, maneuver through smoke more easily, and save lives. And with a range of technologies and prices from the introductory K2 model through the NFPA®-compliant FLIR K65, it's easier than ever for departments to afford to issue a TIC to every firefighter.

FSX® - FLEXIBLE SCENE ENHANCEMENT*

Digital image processing enhances the thermal image in the camera, producing an ultra-sharp view with more scene detail. FSX makes it easier for firefighters to find their way in smoke-filled rooms, even in scenes with extreme temperature dynamics.

**KF6 and all K-Series models except K2*

WITHOUT FSX



WITH FSX




IMAGE MODES

TI BASIC




For initial fire attack and rescue operations; colors represent temperature.

BLACK & WHITE



Same representations of temperature as the TI Basic mode, but in grayscale.

FIRE



For use in scenes with higher background temperatures where a lot of open flames are present, particularly in structural fires.

SEARCH & RESCUE



For use with lower temperature situations, such as initial rescue efforts after traffic accidents, searches in wooded areas, etc.

HEAT DETECTION



Used for finding hotspots. The hottest 20% of the scene is colored red.



FLIR K45, K55, K65

HIGH-PERFORMANCE TICS

The FLIR Kx5 Series with FSX offers detail-rich imagery displayed on a large, bright 4 in. LCD, so you can navigate the smokiest environments, instantly distinguish people and room features, and make critical decisions.



FLIR K45

240 × 180 pixel detector

Review and Recap

Save thermal images for on-site review or recap reporting once the fire is out. The K45 is FLIR's most affordable model to record JPEGs, while the K55 and K65 also record video to internal flash memory.



FLIR K55

320 × 240 pixel detector

Uncompromisingly Tough

FLIR designed its K-Series TICS to withstand the toughest firefighting conditions – from two-meter drops onto concrete to blasts from the hose. They remain fully operational in 500°F heat for up to 5 minutes.



FLIR K65

320 × 240 pixel detector

NFPA 1801-2018 Compliant*

With fully-sealed connectors and a secured battery, the K65 is designed to be fully compliant with the NFPA 1801-2018 Standard for Thermal Imagers covering usability, image quality, and durability for firefighting.

* National Fire Protection Association and NFPA are registered trademarks of the National Fire Protection Association. The NFPA does not test, certify, or approve any products.

FLIR K2, K33, K53

POWERFUL, AFFORDABLE TICS

FLIR is on a mission to make powerful TICs standard-issue equipment for every firefighter. Along with providing your team with feature-packed FLIR TICs, make sure each crew member has a FLIR K2 in hand so everyone will have the essentials for working faster and safer.



FLIR K2
160 × 120 pixel detector

Easy to Handle

These one-button TICs provide quick access to the simplified user interface, so you can stay focused on the challenging and fast-changing job at hand.



FLIR K33
240 × 180 pixel detector

Face the Heat Longer

Keep working and keep safe with FLIR high-performance TICs. The K33 and K53 models can maintain full operation for 15 minutes at 302°F, or up to 500°F for five minutes.



FLIR K53
320 × 240 pixel detector

Premium Features, Lower Price

The FLIR K53 combines premium features such as FSX image enhancement, thermal image recording, and video recording with simplified, one-button functionality.

FLIR K-Series Handheld TIC Specifications

FULL PROTECTION:

FLIR'S 2-5-10 Warranty

- 2 Years Battery
- 5 Years Full Product
- 5 Years Parts and Labor
- 10 Years Detector



Truck Charger



K2 Mount

	PERSONAL ISSUE		OFFICER'S TACTICAL TIC			
Model	K2	K33	K45	K53	K55	K65
IR resolution	160 × 120 pixels	240 × 180 pixels	240 × 180 pixels	320 × 240 pixels		
Thermal sensitivity	<100 mK @ 30°C (86°F)	<40 mK @ 30°C (86°F)	<40 mK @ 30°C (86°F)	<30 mK @ 30°C (86°F)		
Image or contrast optimization	Digital image enhancement with MSX®	Digital image enhancement with FSX™				
Field of view (FOV)	47° × 35°	51° × 38°				
Image storage	No	No	Up to 200 JPEG images on internal flash memory (co-dependent on the number of saved video clips)			
Video storage	No	No	No	200 files in total, with a maximum duration of 5 min per video clip		
In-camera video recording	No	No	No	MPEG-4 to internal flash memory		
Image presentation						
Display	Backlit 3 in, 320 × 240 pixel LCD		Backlit 4 in, 320 × 240 pixel LCD			
Image modes	IR Image: Basic firefighting mode, Cold detection mode, Building analysis mode, Black-and-white firefighting mode, Fire mode, Search and rescue mode, Heat detection mode	IR Image: TI Basic firefighting mode	IR Image: TI Basic firefighting mode, Black-and-white firefighting mode, Fire mode, Search and rescue mode, Heat detection mode, Thumbnail gallery	IR Image: TI Basic firefighting mode	IR Image: TI Basic firefighting mode, Black-and-white firefighting mode, Fire mode, Search and rescue mode, Heat detection mode, Thumbnail gallery	IR Image: TI Basic NFPA firefighting mode, Black-and-white firefighting mode, Fire mode, Search and rescue mode, Heat detection mode, Thumbnail gallery
Auto range	Yes, Non-selectable		Yes, selectable on/off using FLIR Tools			
Measurement						
Object temperature range	-20°C to 150°C (-4°F to 302°F) 0°C to 500°C (32°F to 932°F)		-20°C to 150°C (-4°F to 302°F) 0°C to 650°C (32°F to 1,202°F)			
Accuracy	±4°C (±7.2°F) or ±4% of reading for ambient temperature, 10°C to 35°C (50°F to 95°F)					
Spotmeter	1 spotmeter					
Safety testing						
NFPA 1801:2018 Compliant	No	No	No	No	No	Yes
Power system						
Battery type	Li Ion, >4 hours operating time					
Charging time	2.5 h to 90% capacity		2 hours to 85% capacity, status indicated by LEDs			
Environmental data						
Operating temperature range	-10°C to 55°C (14°F to 131°F) 85°C (185°F): 15 min 150°C (302°F): 10 min 260°C (500°F): 3 min		-20°C to 85°C (-4°F to 185°F) 150°C (302°F): 15 min 260°C (500°F): 5 min			
Storage temperature range	-40°C to 70°C (-40°F to 158°F)		-40°C to 85°C (-40°F to 185°F)			
Humidity (operating and storage/relative)	IEC 60068-2-30/24 h 95% relative humidity 25°C to 40°C (77°F to 104°F) / 2 cycles 95% relative humidity 25°C to 40°C (77°F to 104°F) non-condensing					
Encapsulation, shock, vibration, and drop	IP 67 (IEC 60529), 25 g (IEC 60068-2-27), 2 g (IEC 60068-2-6), 2.0 m / 6.6 ft, on concrete floor (IEC 60068-2-31)					
Physical data						
Camera weight, incl. battery	0.7 kg (1.54 lb)		1.1 ±0.05 kg (2.4 ±0.1lb)			
Camera size (L × W × H)	250 × 105 × 90 mm (9.8 × 4.1 × 3.5 in)		120 × 125 × 280 mm (4.7 × 4.9 × 11 in)			
Packaging						
Packaging, contents	Infrared camera, battery (x2), battery charger, lanyard strap, power supply, USB cable		Infrared camera, battery (x2), battery charger, hard transport case, lanyard strap, neck strap, retractable lanyard, power supply, USB cable			Infrared camera, battery (x2), battery charger, hard transport case, power supply, USB cable, Torx screwdriver (T20)
Optional Accessories						
Hard transport case, carabiner strap, retractable lanyard, extra batteries, in-truck charger, car charger, cigarette lighter adapter kit, tripod adapter						

SURVIVAL

**STRUCTURE CONSUMED, RESCUE MADE, LIFE SAVED,
TIC RECOVERED – *Fully Operational and Ready for Action***

Ceiling collapsing, carpet melting, and the scene deteriorating around them — two firefighters battled their way through a burning home, searching for a woman trapped somewhere on the second floor. With grit and the help of their FLIR K2 thermal imaging camera, they found her. But by then, the flames had trapped all three in a bedroom — the closed door, already engulfed in flames. The firefighters dropped the K2 to free their hands for an escape, leaving it to burn with the structure.

And yet...

Not only did the woman and the crew survive, so did the K2. Read this remarkable story to learn how the crew — and the K2 — escaped harm.

Visit www.flir.com/survival to read more of the story...



FLIR AERIAL KITS FOR FIRST RESPONDERS

QUICK TO MOUNT, EASY TO FLY

FLIR's aerial thermal imaging kits combine the easy-to-fly M210 drone from DJI with the Zenmuse XT2 thermal imaging camera. These drone-mounted cameras have the resolution and optics you need to gain a better understanding of a fire scene, assess a hazardous spill, or aid in a search-and-rescue operation. By combining the flight stability and powerful video transmission system of a DJI drone with FLIR thermal technology, these kits provide the ultimate solution for reliable, rapidly-deployable aerial thermal imaging.

FLIR M200
Single Payload



FLIR Aerial Kits for First Responders


Model	FLIR M210 XT2 R 640-13 mm (30 Hz)
Aircraft model ¹	DJI M210 ¹
Included tablet interface	DJI CrystalSky display 7.87"
RC unit- 1 included	DJI Cendence RC
Aircraft battery	Qty 2 TB50 (4280 mAh) & Qty 2 TB55 (7660 mAh)
Gimbal mount (IR & visual)	Single downward, dual downward, single upward
Compatible cameras	Zenmuse XT2 (included) Zenmuse X5S (optional)* Zenmuse Z30 (optional)*
Thermal gimbal	Radiometric IR camera 640 × 512 resolution 13 mm (45° × 35° FOV) lens
Thermal imager	Uncooled VOx Microbolometer
IR sensitivity	<50 mK at f/1.0
XT2 visual camera	12 MP; supports MSX®
Scene range (high gain)	-25°C to 135°C (-13°F to 275°F)
Scene range (low gain)	-40°C to 550°C (-40°F to 1022°F)
Spot meter	Temperature measured in 4 × 4 pixel spot
File storage	MicroSD card
Visual camera gimbal	4K/60 H.264
Photo/video format	4K/30 H.265 videos at a 100 Mbps Radiometric JPEG, TIFF, MP4
Operating temperature range	-10°C to 40°C (14°F to 104°F)
Weight	588 g (20.7 oz)

DJI M210 & Zenmuse XT2

Fast, efficient, and stable, the M210 is ideal for large scale inspections and surveys of active fire scenes. It can also be a critical tool for search-and-rescue scenarios.

FLIR M210

Multiple payload configurations



Mission-Ready

This kit provides everything needed to mount the camera and be ready to launch in minutes. This DJI drone comes with the powerful Lightbridge system for video transmission, camera control, and digital recording.

Clear, Comprehensive View

FLIR aerial thermal imaging kits offer cameras with optimized resolution and wide-angle optics, ensuring you'll have the right combination of situational awareness, magnification, and area coverage to monitor any scene.

Vital for Day or Night

FLIR's Zenmuse XT2 thermal camera can see through smoke, allowing incident commanders to easily monitor personnel at large scenes or check roof conditions while firefighters are inside. Because it visualizes heat, Zenmuse XT2 is also a must-have for search-and-rescue operations – any time of day.

UNOBSTRUCTED VIEWS




Scan rooftops and tall buildings from the best vantage point.

SAFER ASSESSMENTS



View the entire scene safely before making your plan of attack.

WIDE AREA COVERAGE



Reach the unreachable with the M210's extended flight times.

SEARCH & RESCUE



Thermal imaging and visual zoom option help you find missing people faster.

FLIR KF6

GET A STRATEGIC VIEW OF THE SCENE

Steer clear of danger and assess the scene from a new vantage point with the FLIR K6. This specially-designed camera can feed thermal video from aerial buckets or ladders for a strategic angle of rooftops, upper stories, and tall structures.



High Resolution for Critical Detail

The KF6's high-resolution 640 × 480 thermal imagery allows firefighters to evaluate fires from a safe distance, check liquid levels in tanker trucks, scan crash scenes for skid marks, and spot victims ejected from vehicles. The KF6 also offers FSX® digital enhancement for easy identification of buildings and locations.



Mounts easily with four bolts

First responders don't have time to fiddle with electronics. The KF6 cameras are easy to mount and connect to existing systems atop platforms, under platforms, to ladders and on vehicle roofs

CDMQ Ruggedness

FLIR built its truck-mounted cameras to meet the toughest requirement: the Commercially Developed, Military Qualified (CDMQ) standards.

Simple to View and Control

View thermal video and control your TIC from inside the truck, at ground level, or atop the aerial platform. The KF6 connects with just one cable to your in-truck LCD or to a monitor positioned outside – or connects over Wi-Fi to wireless-enabled systems.

FLIR KF6 Specifications

Model		KF6
IR resolution		640 × 480
Thermal sensitivity		<100 mK @ f/1.4
Image or contrast optimization		Digital image enhancement with FSX®
Field of view (FOV)		69° × 56°
Image presentation		
Image mode		TI Basic firefighting mode
Auto range		Yes
Measurement		
Object temperature range		High-gain range: -25°C to 135°C (-13°F to 275°F) Low-gain range: 0°C to 550°C (32°F to 1022°F)
Accuracy		±10°C (±18°F) or ±10% in high-gain range
Spotmeter		1 spotmeter
Video		
Video out		Composite video output, NTSC- and PAL-compatible models
Power system		
Power input		10.5 – 32 VDC (ISO 7637-2)
Start-up time		<25 sec.
Power consumption		<5 W average when supplied with 28 VDC
Certifications		MIL-STD-810G, IP67, IEC 600 68-2-27, IEC 600 68-2-6
Environmental data		
Operating temperature range		-32°C to 65°C (-26°F to 149°F)
Storage temperature range		-40°C to 70°C (-40°F to 158°F)
Humidity (operating and storage/relative)		IEC 600 68-2-30, 24 hours, 95% relative humidity, 25°C to 40°C (77°F to 104°F), two cycles
Encapsulation, shock, vibration, and drop		IP 67 (IEC 605 29) IEC 600 68-2-27, 25 g peak half sine wave IEC 600 68-2-6, 0.15 mm 10 Hz to 58 Hz and 2 g 58 to 500 Hz sinusoidal
Physical data		
Camera weight		1.2 ±0.1 kg (2.6 ±0.2 lb)
Camera size (L × W × H)		158 × 112 × 89 mm (6.2 × 4.4 × 3.5 in)
Packaging		
Packaging, contents		Infrared camera, printed documentation

AERIAL MOUNT FLEXIBILITY



Securely attaches to aerial platforms or to the end of straight sticks.

OVERHEAD ADVANTAGE



High-angle thermal view provides situational awareness and helps your team plan effective targeting.

FULL PROTECTION

FLIR'S 5-10 Warranty

- 5 Year Full Product/Parts & Labor
- 10 Years Detector



CORPORATE

HEADQUARTERS

FLIR Systems, Inc.
27700 SW Parkway Ave.
Wilsonville, OR 97070
USA
PH: +1 866.477.3687

LATIN AMERICA

FLIR Systems Brasil
Av. Antonio Bardella
320 Sorocaba, SP 18085-852
Brasil
PH: +55 15 3238 7080

NASHUA

FLIR Systems, Inc.
9 Townsend West
Nashua, NH 06063
USA
PH: +1 603.324.7611

EUROPE

FLIR Systems
Luxemburgstraat 2
2321 Meer
Belgium
PH: +32 (0) 3665 5100

CANADA

FLIR Systems Ltd.
920 Sheldon Ct
Burlington, Ontario L7L 5K6
Canada
PH: +1 800 613 0507

CHINA

FLIR Systems Co., Ltd
Rm 1613-16, Tower II
Grand Central Plaza
138 Shatin Rural Committee Rd.
Shatin, New Territories
Hong Kong
PH: +852 2792 8955

www.flir.com
NASDAQ: FLIR

Specifications are subject to change without notice

©2018, FLIR Systems, Inc. All other brand and product names are trademarks of their respective owners. The images displayed may not be representative of the actual resolution of the camera shown. Images for illustrative purposes only.

18-1126-INS-FIRE (09-18)



The World's Sixth Sense®