

8

7

6

5

4

3

2

1

D

D

C

C

B

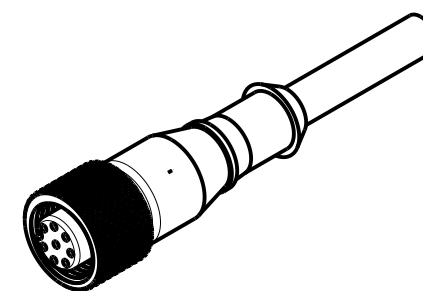
B

B

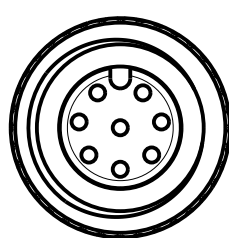
B

A

A



ISOMETRIC VIEW
SCALE 1:1



M12 X 1-6H

Ø 14.5
[.57]

43.2
[1.7]

CABLE DIAMETER AND LENGTH WILL
VARY DEPENDING ON MODEL NUMBER

NOTES:
1. ALL DIMENSIONS ARE MILLIMETERS [INCHES] UNLESS OTHERWISE NOTED.
2. REFER TO "www.bannerengineering.com" FOR ADDITIONAL DATA AND SPECIFICATIONS.

This drawing is the property
of BANNER ENGINEERING CORP.
Any use or reproduction,
in any form, without prior
written permission of
Banner is prohibited.
© 2015 Banner Engineering Corp.

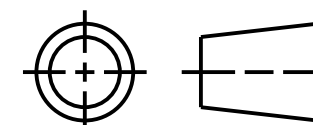


BANNER ENGINEERING CORP.
www.bannerengineering.com

TITLE

MODC-XXX 8 PIN

THIRD ANGLE PROJECTION



SIZE
C

DRAWING NO. 223542

REV. B

SCALE 2:1

SHEET 1 OF 1

CREO

8

7

6

5

4

3

2

1