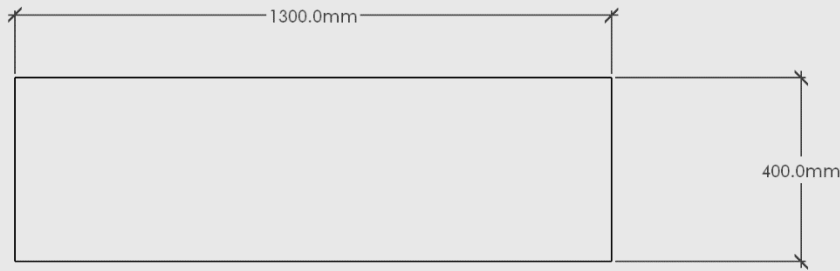
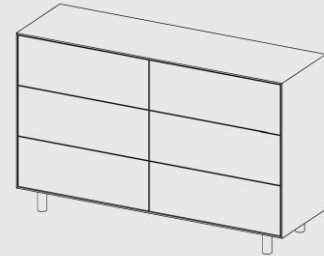


## SLIM – 6 DRAWER LOWBOY

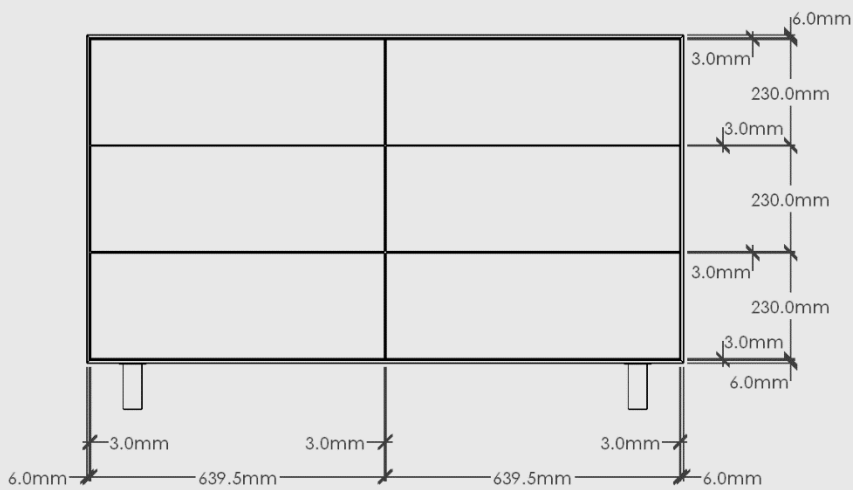
# MOOD



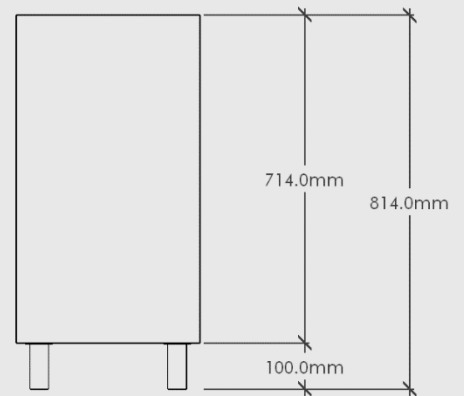
PLAN VIEW



3D VIEW



ELEVATION - FRONT



ELEVATION - SIDE

Slim – 6 Drawer Lowboy

Dimensions: 1300mm Long x 814mm High x 400mm Deep

Shell/Fronts: Chosen Timber Veneer on 18mm Birch Plywood. Stained Oiled Edges to match.


Carcass: 16mm SupaBlack Carcass Grade Plywood with 1mm Black Edging

Hardware: Innobox 350mm x 150mm White Steel German Made Runners or similar.


Handle: Push to Open

Leg: Doug Solid Timber Leg in chosen Timber colour


Colour Options:



Oak



Walnut



Black Oak

Push to open handle can be disabled to add on your chosen handle.

Leg can be removed to add an alternative option from our range.

Back: Carcass Grade Plywood with visible screws. We recommend securing the unit to a structural wall.

Package Dimensions/Weight: 1320mm Long x 720mm High x 420mm Deep. Estimated 80kg

Proudly designed and made in NZ. Product comes assembled with legs able to be screwed on and off.