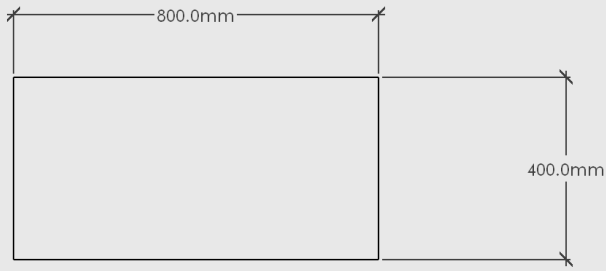


MOOD

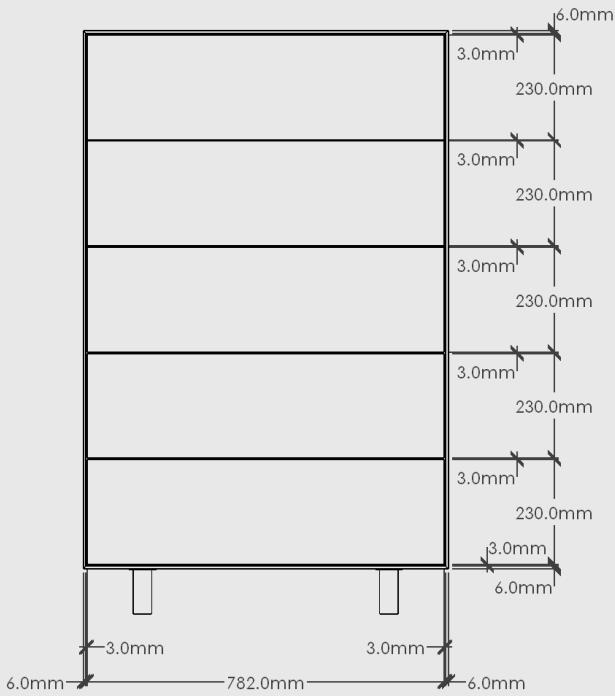
SLIM – 5 DRAWER TALLBOY




PLAN VIEW



3D VIEW



ELEVATION - FRONT



ELEVATION - SIDE

Slim – 5 Drawer Tallboy

Dimensions: 800mm Long x 1280mm High x 400mm Deep

Shell/Fronts: Chosen Dulux Colour painted on 18mm Moisture Resistant MDF.

Carcass: 16mm SupaBlack Carcass Grade Plywood with 1mm Black Edging

Hardware: Innobox 350mm x 150mm White Steel German Made Runners or similar.

Handle: Push to Open

Leg: Doug Solid Timber Leg in chosen Dulux colour

Colour Options:



White



Blush



Sage



Navy



Terracotta



Grey



Black



Custom

Push to open handle can be disabled to add on your chosen handle.

Leg can be removed to add an alternative option from our range.

Back: Carcass Grade Plywood with visible screws. We recommend securing the unit to a structural wall.

Package Dimensions/Weight: 820mm Long x 1185mm High x 420mm Deep. Estimated 82kg

Proudly designed and made in NZ. Product comes assembled with legs screwed on once unit is placed into position.