


Level 1

Lesson 10



UP-WORDS READING™




THE NEXT GENERATION LITERACY PROGRAM

Copyright 2013 Next Generation Therapy Services, Inc.

3.

Monday

Write My Symbol



UPWORDS

THE NEXT GENERATION LITERACY PROGRAM

Copyright 2013 Next Generation Therapy Services, Inc.


READING™

Handwriting practice lines consisting of solid top and bottom lines with a dashed middle line, arranged in two columns.

4.

Monday

Reading Words



Show the student this workbook page and continue as instructed in the Teacher's Manual. Have the student first highlight the final -ck in each word before reading.

black

speck

smock

brick

stuck

snack

truck

pluck

struck

fleck

click

block

cluck

crack

stock

smack

prick

track

flick

trick

stack

flock

stick

frock

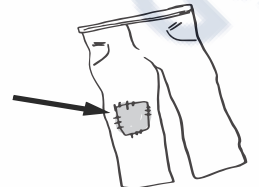
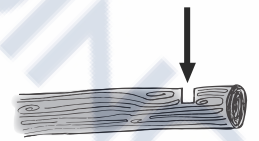



6.

Monday

Auditory Discrimination Catch It!



Have the student look at the pictures on the right side of the page and say their names. Continue as instructed in the Teacher's Manual.





7.


Monday

Spelling


-tch




pi



ha




ba



ca



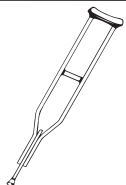
i



la



tha




cru

UPWORDS
THE NEXT GENERATION LITERACY PROGRAM
COPYRIGHT © 2013 Next Generation Therapy Services, LLC
READING™

9.

Monday

Real or Nonsense?



catch

gatch

metch

crutch

ditch

flotch

latch


patch

thrutch

slitch

switch


bretch



2.

Tuesday

Handwriting Practice



Give the student this workbook page and ask her first to fill in the missing letters in the alphabet, saying the alphabet aloud as a guide. Next, ask the student to read the sentence first and then trace it. Finally, have her write the sentence again on the lines below.

b f j

n r v z

Mitch did a pitch and

catch the ball.

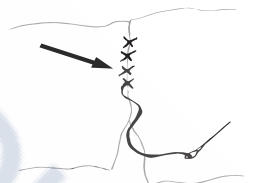
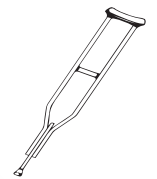


4.

Tuesday

Auditory Discrimination Catch It!




Have the student look at the pictures on the right side of the page and say their names. Continue as instructed in the Teacher's Manual.



5.

Tuesday

Spelling -tch



di



dr



bru



fe



twi



ma



plu




ha

6.

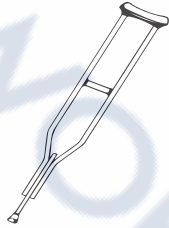
Tuesday

Reading Comprehension Words




On this workbook page, ask the student to read the pair of words in each box and circle the one that matches the picture. If the student has difficulty, have him highlight the final -tch before reading the words. See the Teacher's Manual for picture key.

crutch
clutch



Dutch
ditch



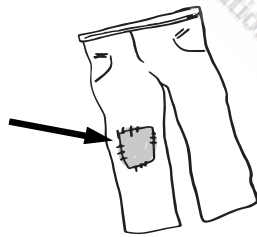
switch
hatch



match
Mitch



pitch
patch




fetch
fish



itch
etch




patch
batch



7.

Tuesday

Reading Words



Show the student this workbook page and continue as instructed in the Teacher's Manual. Have the student highlight the final -tch before reading the words.

batch

pitch

catch

Mitch

itch

hatch

etch

fetch

patch

match

notch

latch

ditch


hitch

Dutch

8.

Tuesday

Reading Comprehension Sentences




Show the student this workbook page and continue as instructed in the Teacher's Manual.

When the chick is in the egg, it will

_____ on the shell.


peck/ pitch



The shell will begin to twitch and

_____.

crack / crash



Then the chick will
from the egg!

_____.


hitch / hatch



That small chick will stretch and

_____.


snatch / stretch



He will look to see
hen is his mom.


_____.

which / twitch



9.
Tuesday

Tap Spelling



Show the student this workbook page. Starting with the word "catch," follow the instructions in the Teacher's Manual.

UP-WORDS

THE NEXT GENERATION LITERACY PROGRAM


Copyright 2013 Next Generation Therapy Services, Inc.

READING™

Handwriting practice lines consisting of multiple rows of solid top and bottom lines with a dashed midline.

3.
Wednesday

Write My Symbol



UP-WORDS

THE NEXT GENERATION LITERACY PROGRAM

Copyright 2013 Next Generation Therapy Services, Inc.

READING™

Two columns of handwriting practice lines. Each column contains ten sets of lines, each set consisting of a solid top line, a dashed middle line, and a solid bottom line.

4.

Wednesday


Auditory Discrimination



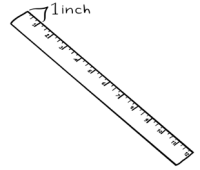

Have the student look at the pictures on the right side of the page and say their names. Continue as instructed in the Teacher's Manual.



catch



bench



5.
Wednesday

Spelling -tch / -nch



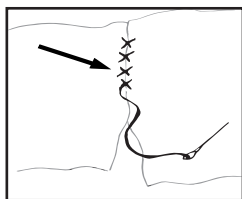
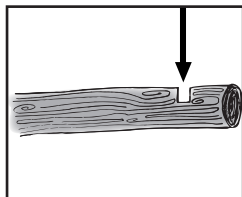
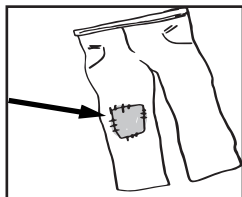


catch



bench


Handwriting practice lines for the words 'catch' and 'bench'. Each word has three sets of lines: a solid top line, a dashed middle line, and a solid bottom line.



7.

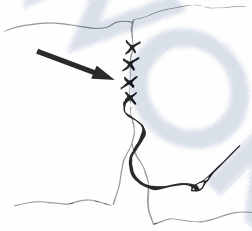
Wednesday

Reading Comprehension Words




On this workbook page, ask the student to read the pair of words in each box and circle the one that matches the picture. If the student has difficulty, have him highlight the final -tch and -nch before reading the words. See the Teacher's Manual for picture key.

stitch
stench



pitch
pinch



itch
inch



fetch
French



ranch
latch




bench
batch



8.

Wednesday

Reading Words



Show the student this workbook page and continue as instructed in the Teacher's Manual. Have the student highlight the final -tch before reading the words.

twitch

thatch

stitch

sketch

glitch

crutch

witch

switch

snatch

scratch

clutch

snitch

stretch


hatch

catch

9.


Wednesday

Reading Comprehension Sentences




Show the student this workbook page and continue as instructed in the Teacher's Manual.


Gus has an itch that he can not scratch.




A crutch is so big, it does not scratch the itch.



At last, Sal gets a branch so Gus can scratch with it.




But then Sal gets an itch.



2.

Thursday

Handwriting Practice



Give the student this workbook page and ask her first to fill in the missing letters in the alphabet, saying the alphabet aloud as a guide. Next, ask the student to read the sentence first and then trace it. Finally, have her write the sentence again on the lines below.

c

g

k

o

s

w


Pack a lunch in

your sack.

4.

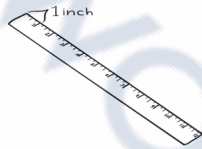
Thursday

Reading Comprehension Words




On this workbook page, ask the student to read the pair of words in each box and circle the one that matches the picture. If the student has difficulty, have him highlight the final -tch and -nch before reading the words. See the Teacher's Manual for picture key.

inch



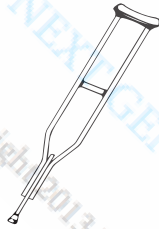
itch

pitch




pinch

crutch




crunch

batch



brunch

latch



lunch

fetch



finch

hutch



hatch

scratch




stretch

5.

Thursday

Reading Words



Show the student this workbook page and continue as instructed in the Teacher's Manual. Have the student highlight the final -tch before reading the words.

twutch

dwetch

scatch

flitch

grutch

smetch

blatch

snotch

bretch

spitch

thotch

thratch

slotch


thritch

swutch

6.

Thursday

Reading Comprehension Sentences



Show the student this workbook page and continue as instructed in the Teacher's Manual.

See Mitch _____ the ball

clutch/ cluck

as he walks up to pitch.

He will scratch an itch and

_____ his legs.

switch / stretch

See him toss the ball _____

back / batch

so no one can snatch a run.

Dutch got a hit, but Mitch did






_____ it.

sketch / catch

No one can match Mitch when he

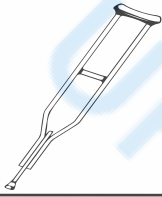

comes up to _____

pitch / patch



7.
Thursday


Spelling -tch / -nch



cru



cri



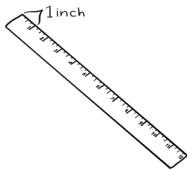
tre



fe




i



i



fi




la

8.

Thursday

Tap Spelling



Show the student this workbook page. Starting with the word "snatch," follow the instructions in the Teacher's Manual.

UPWORDS

THE NEXT GENERATION LITERACY PROGRAM

Copyright 2013 Next Generation Therapy Services, Inc.


READING™

Handwriting practice lines consisting of multiple rows of solid top and bottom lines with a dashed midline.

9.

Thursday

Phonics Game Word Baseball



Cut out the scoreboard below and the word cards on the next page. Then follow the directions in the Teacher's Manual to play Word Baseball.

Official Score



Runs

Team 1	
Team 2	

UP-WORDS READING™



THE NEXT GENERATION LITERACY PROGRAM
Copyright 2013 Next Generation Therapy Services, Inc.

switch

ditch

crutch

clutch

snatch

twitch

match

latch

hitch

glitch

crunch

Grinch

ranch

hunch

bench

French

trust

check

shrimp

brisk

UP-WORDS READING™




THE NEXT GENERATION LITERACY PROGRAM
Copyright 2013 Next Generation Therapy Services, Inc.

3.

Friday

Write My Symbol




UPWORDS THE NEXT GENERATION LITERACY PROGRAM READING™

Copyright 2013 Next Generation Therapy Services, Inc.

Handwriting practice lines consisting of solid top and bottom lines with a dashed middle line, arranged in two columns.

Spelling



4.

Friday



sta



ba



sti



ha



pi



ba



tha



stre

5.
Friday

Progress Check
Part 1: Reading



The Strap

"Dad, can I go pitch and catch the ball with Kim and Sam?" Gus asks.

"First help me hitch a strap to the back of the truck," Dad says. "Then you can go pitch and catch."

So Gus goes to help Dad with the strap.

"Which strap do you want to hitch to the truck?" Gus asks.

"This one," Dad says. "I have to pull a branch out of a ditch. It is such a big branch, I must use a big strap. But we will still have to stretch the strap to get it on the branch."

So Gus and Dad stretch the strap as much as they can. At last, they get it on the branch. Then Gus can go pitch and catch the ball with Kim and Sam.

5.
Friday

Progress Check Part 2: Spelling

Words



UPWORDS

THE NEXT GENERATION LITERACY PROGRAM

Copyright 2013 Next Generation Therapy Services, Inc.

READING™

Handwriting practice lines consisting of solid top and bottom lines with a dashed middle line, arranged in two columns.

5.

Friday

Progress Check Part 2: Spelling

Sentences




UP-WORDS READING™
THE NEXT GENERATION LITERACY PROGRAM
Copyright 2013 Next Generation Therapy Services, Inc.

6.

Friday

Reading Comprehension Questions





Show this workbook page to your student and ask him to read the questions given, one at a time. For each question, have him answer by circling the smiling Gus for 'yes' and the sad Gus for 'no'.



Yes

No

Can you tuck a buck in bed?




Can a duck stack blocks?



Can you stack blocks?



Can a chick crack a rock?



Can a chick crack an egg?



Do you want to have a snack?

