




elvari

commercial washroom accessories



Commercial Washrooms. Brought to Life.





elvari





Discover the Elvari™ Collection from Bradley.

Bradley's complete suite of new washroom accessories creates a cohesive and modern look to elevate commercial washroom designs. The euro style pill-shape design brings smooth curves and soft edges to the entire collection — from grab bars, paper dispensers, receptacles to LED mirrors, shelves, soap dispensers and more — this new line is sure to inspire.

Thoughtfully designed together with the award-winning German design firm Design Affairs (now part of AccentureSong), the Elvari™ line combines engaging appeal, durability and functionality, offering a wide range of high-quality satin finish stainless steel accessories that are built to impress.

Each product in the Elvari collection embodies modern sophistication. The minimalist design of the accessories will seamlessly integrate into any commercial washroom setting whether a boutique hotel, eclectic coffee shop, high-end retail store, upscale restaurant or corporate office.

New design features for the Elvari Collection include:

-  BradLock, the first magnetic locking system created for washroom accessories
-  Easy to read indicators alert staff when attention is due
-  Wall Saver anti-slam operation which prevents an open dispenser from damaging walls or products when being refilled
-  Easy feed feature avoids jams and torn paper

Expert craftsmanship and advanced manufacturing technologies mean a beautiful pill-shape design and smooth seamless surface on each product — no visible marks or seams to detract from the overall high-end look of the product. This collection of matching accessories is unmatched and will drive washroom design to new heights.

With the complete and comprehensive collection of Elvari washrooms accessories, designers have the freedom to create an elevated commercial washroom space.

- 6 LED Mirrors
- 8 Frame Mirrors
- 9 Frameless Mirrors
- 11 Towel Dispensers
- 11 Waste Receptacles
- 12 Combination Units
- 13 Hand Dryers
- 15 Soap Dispensers



- 17 Grab Bars
- 18 Seat Cover Dispensers
- 19 Toilet Paper Dispensers
- 19 Napkin Disposals
- 21 Hooks & Shelves






7B1-5018300
18" x 30"



7B1-5018360
18" x 36"



7B1-5024360
24" x 36"



7B1-5024420
24" x 42"



7B1-5024480
24" x 48"



7B1-5024600
24" x 60"



7B1-5042600
42" x 60"



7B1-7018300
18" x 30" with shelf



7B1-7018360
18" x 36" with shelf



7B1-7024360
24" x 36" with shelf



7B1-7024420
24" x 42" with shelf



LED MIRRORS

Introducing Elvari LED Mirrors where quality and innovation combine to elevate your space.

Each mirror features radiused corners and polished edges, lighting the room up in style. Available in a wide range of sizes and with an optional shelf for users' convenience. Vertical or horizontal mounting allows for added flexibility. These new LED mirrors will brighten up any commercial washroom design.



FRAME MIRRORS

Transform your space with Elvari Frame Mirrors. These stainless steel frame mirrors are designed to elevate any setting with their high-quality construction and attention to detail. Choose from a variety of sizes plus an optional shelf to bring the washroom space to life.



7B1-0018300
18" x 30"

7B1-0018360
18" x 36"

7B1-0024360
24" x 36"

7B1-2018300
18" x 30" with shelf

7B1-2018360
18" x 36" with shelf

7B1-2024360
24" x 36" with shelf

FRAMELESS MIRRORS

Elvari Frameless Mirrors add a touch of sophistication to the washroom experience.


Soft rounded corners complement the curves of the pill-shape design of the Elvari Collection. Frameless mirrors appear to float on the wall creating a weightless refined look. Available in multiple sizes and with an optional shelf.



7B1-1024360
24" x 36"



7B1-1030360
30" x 36"



7B1-1036600
36" x 60"



7B1-3030360
30" x 36" with shelf



7B1-3024360
24" x 36" with shelf



BradLock magnetic locking system



Refill indicator



Wall Saver anti-slam operation



Easy-feed operation



TOWEL DISPENSERS

The new Elvari Towel Dispensers with unique pill-shape design add a modern touch to any restroom.

Crafted satin finish stainless steel with advanced weld construction, these surface-mounted towel dispensers have both form and function. Available in three sizes to accommodate a variety of usage levels.



2B1-113400

Surface-mounted
Small capacity

2B1-110000

Surface-mounted
Medium capacity

2B1-113600

Surface-mounted
Large capacity

WASTE RECEPTACLES

New Elvari Waste Receptacles are available in a variety of models. The pill-shape, surface mounted units come in a variety of size capacities. All models are constructed of satin finish stainless steel and feature an advanced weld construction and integrated bag retention ring. Recessed and semi-recessed D-shape units in multiple capacities are available as well.



3B1-003400

Recessed
Small capacity

3B1-103400

Semi-recessed
Small capacity

3B1-000000

Recessed
Medium capacity

3B1-100000

Semi-recessed
Medium capacity

3B1-003600

Recessed
Large capacity

3B1-103600

Semi-recessed
Large capacity

3B1-113400

Surface-mounted
Small capacity

3B1-110000

Surface-mounted
Medium capacity

3B1-113600

Surface-mounted
Large capacity



BradLock magnetic locking system



Refill indicator



Wall Saver anti-slam operation



Easy-feed operation



COMBINATION UNITS

For a cohesive look, a combination unit pairs an Elvari Towel Dispenser with an Elvari Waste Receptacle connected by a stainless plate. The plate unifies the two components into one and protects walls — plus makes cleaning easier. The pill-shape, surface mounted towel dispenser and waste receptacle include all the features of the individual products. Select small, medium or large depending on anticipated usage.



2B5-113400
Surface-mounted
Small capacity



2B5-110000
Surface-mounted
Medium capacity




2B5-113600
Surface-mounted
Large capacity



HAND DRYERS

With touchless activation and a pill-shape stainless steel cover, the **Elvari Hand Dryers** provide a **stylish and efficient hand drying experience that is ADA compliant**. Adjustable features include sensing distance and air speed for a customized operation. Carbon filter and 3M Filtrete™ included for exceptional performance.



2B4-2110000
Sensored, 110V

2B4-2114900
Sensored, 240V

Indicator displays soap level and turns red when low



BradLock magnetic locking system



SOAP DISPENSERS

Elvari Soap Dispensers are an important element in a coordinated and cohesive restroom. These new dispensers were designed to complement the rest of the line while offering a comfortable user experience. Available in a hands-free surface-mounted model as well as surface-mounted and recessed manual options, these dispensers can accommodate bulk liquid soap/gel sanitizer or foam soap.



6B1-119300
Surface-mounted
Sensored, liquid soap/gel sanitizer
Available with drip tray (T)

6B1-119373T
Surface-mounted
Sensored, foam soap
Shown w/ available drip tray (T)



6B1-110000
Surface-mounted
Manual, liquid soap/gel sanitizer
Available with drip tray (T)

6B1-110073T
Surface-mounted
Manual, foam soap
Shown w/ available drip tray (T)



6B1-000000
Recessed
Manual, liquid soap/gel sanitizer

6B1-000073
Recessed
Manual, foam soap













Meet or exceed the ANSI requirement to support up to 250 lb creating peace of mind knowing that these bars not only look good but are also sturdy and reliable

GRAB BARS


Elevate the restroom with new Elvari Grab Bars. Crafted with an engaging oval profile that matches the design aesthetic of the line, these grab bars will make a strong statement in any commercial washroom. The satin finish stainless steel grab bars are designed with concealed mounting for a striking modern look. Available in a variety of lengths and optional hooks for holding personal items.

Raising design to new heights with Elvari Grab bars — the perfect fusion of flair and function.

-  **8B1-0011800** 18" length
-  **8B1-0012400** 24" length
-  **8B1-0013600** 36" length
-  **8B1-0014200** 42" length
-  **8B1-0014800** 48" length
-  **8B1-0014896** 48" length with hooks
-  **8B1-0014296** 42" length with hooks
-  **8B1-0013696** 36" length with hooks
-  **8B1-0012496** 24" length with hooks
-  **8B1-0011896** 18" length with hooks

SEAT COVER DISPENSERS

Elvari Seat Cover Dispensers are offered in two sizes of satin finish stainless steel and advanced weld construction. A surface mounted medium capacity unit is available with liners easily replaced through the bottom of the unit. The large unit, which can be surface mounted or recessed, features the BradLock magnetic locking system and Wall Saver anti-slam operation for easy refills.



5B1-003600
Recessed, large capacity



5B1-113600
Surface-mounted, large capacity



5B1-110000
Surface-mounted, medium capacity



TOILET PAPER DISPENSERS

Elvari Toilet Paper Dispensers seamlessly integrate with the full line for an elevated restroom look.

These dual roll dispensers feature the unique BradLock magnetic locking system for a smooth front surface. Concealed top roll automatically drops when the bottom roll is depleted. Wall Saver anti-slam operation eliminates dents and scratches when refilling the dispensers.



5B2-000000
Recessed, dual roll



5B2-110000
Surface-mounted, dual roll

NAPKIN DISPOSALS

The Elvari Napkin/Tampon Disposals enhance user comfort in the restroom with high quality, satin finish stainless steel models. Choose between recessed or surface mount — both feature a unique red level indicator that shows when the disposal has been opened and needs attention. **Designed to enhance hygiene while providing a stylish solution, Elvari disposal units offer convenience and efficiency.**



4B2-000000
Recessed



4B2-110000
Surface-mounted



HOOKS

Elvari Coat/Robe Hooks are available as single or double hooks. These high-quality satin finish stainless steel hooks ensure durability with an elevated look. Elvari hooks offer versatile hanging options for coats, robes, towels and more. **No restroom is complete without hooks for user convenience.**



9B1-110200 Double hook



9B1-110000 Single hook

SHELVES

Enhance the user experience with these high-quality stainless steel shelves, featuring radiused sides and a satin finish. Each shelf is expertly weld for durability and offers a sleek and sophisticated look. Shelves can be specified with hooks for additional convenience. Choose from a wide range of sizes.



7B2-0051200 5" depth, 12" length

7B2-0081200 8" depth, 12" length



7B2-0051800 5" depth, 18" length

7B2-0081800 8" depth, 18" length



7B2-0052400 5" depth, 24" length

7B2-0082400 8" depth, 24" length



7B2-0052496 5" depth, 24" length with hooks

7B2-0082496 8" depth, 24" length with hooks



7B2-0051896 5" depth, 18" length with hooks

7B2-0081896 8" depth, 18" length with hooks



7B2-0051296 5" depth, 12" length with hooks

7B2-0081296 8" depth, 12" length with hooks



elvari

The new Elvari Collection from Bradley will unify and elevate washroom design in any commercial washroom space. Experience the beauty of unity with Elvari washroom accessories.

**Contact your local Bradley representative
or visit bradleycorp.com/elvari to learn more.**



elvari

commercial washroom accessories



Commercial Washrooms. Brought to Life.
HANDWASHING & DRYING | ACCESSORIES | PARTITIONS | LOCKERS

bradleycorp.com
800.BRADLEY | 262.251.6000
W142 N9101 Fountain Boulevard
Menomonee Falls, WI USA 53051

4346-3-0723