

b.



NAMII™
QUICK START GUIDE

Inspired by the Japanese word for wave, Namii™ brings waves of pleasure to those wanting to enjoy themselves.

To get the most out of your Namii™, read this manual and discover how to use Namii™ for a game-changing pleasure experience.


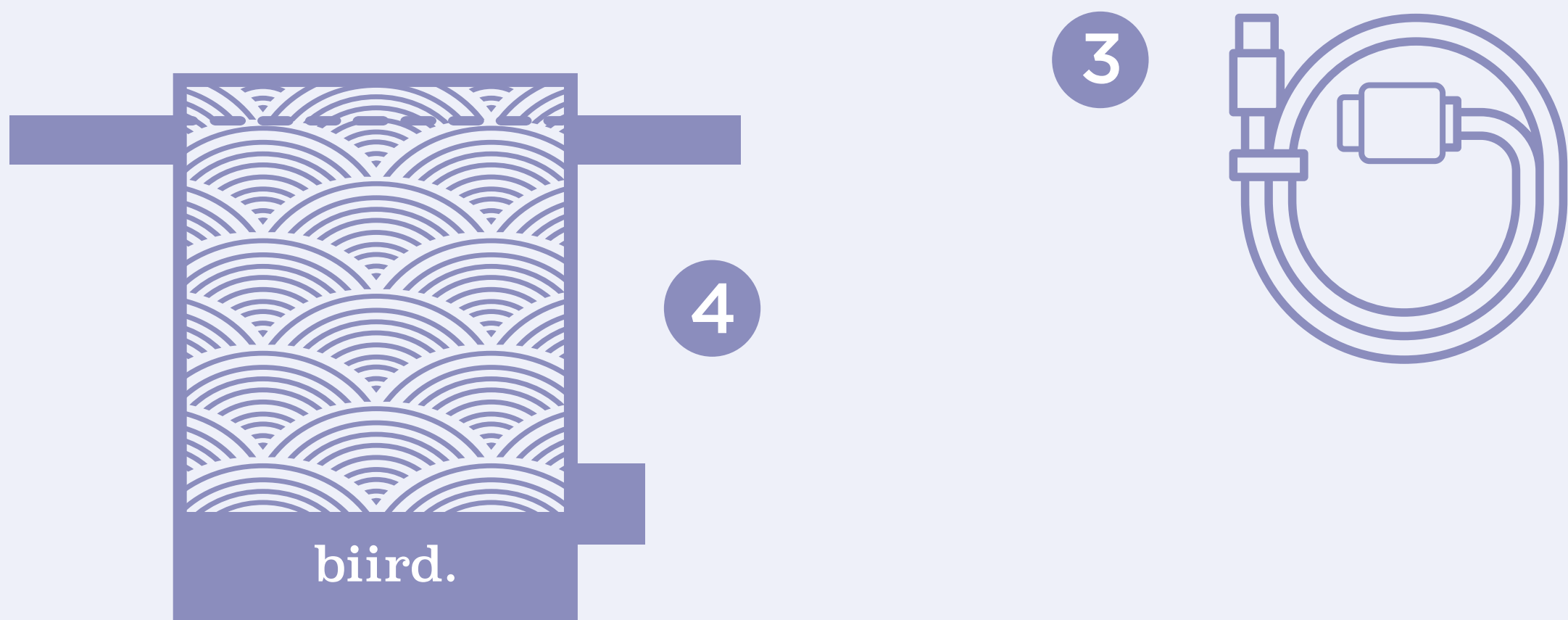
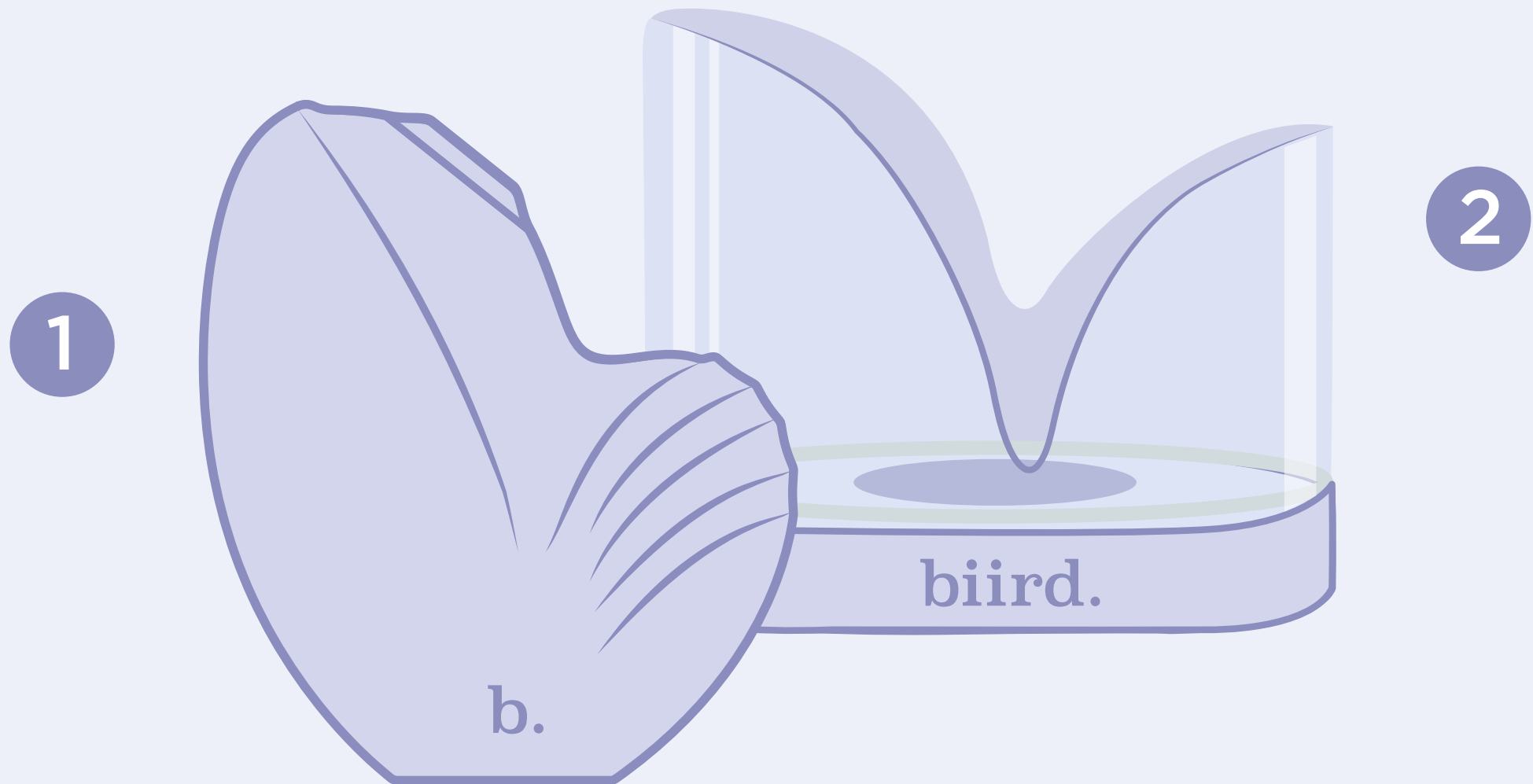
Have fun!

Chiirp.

♥ The Biird Team


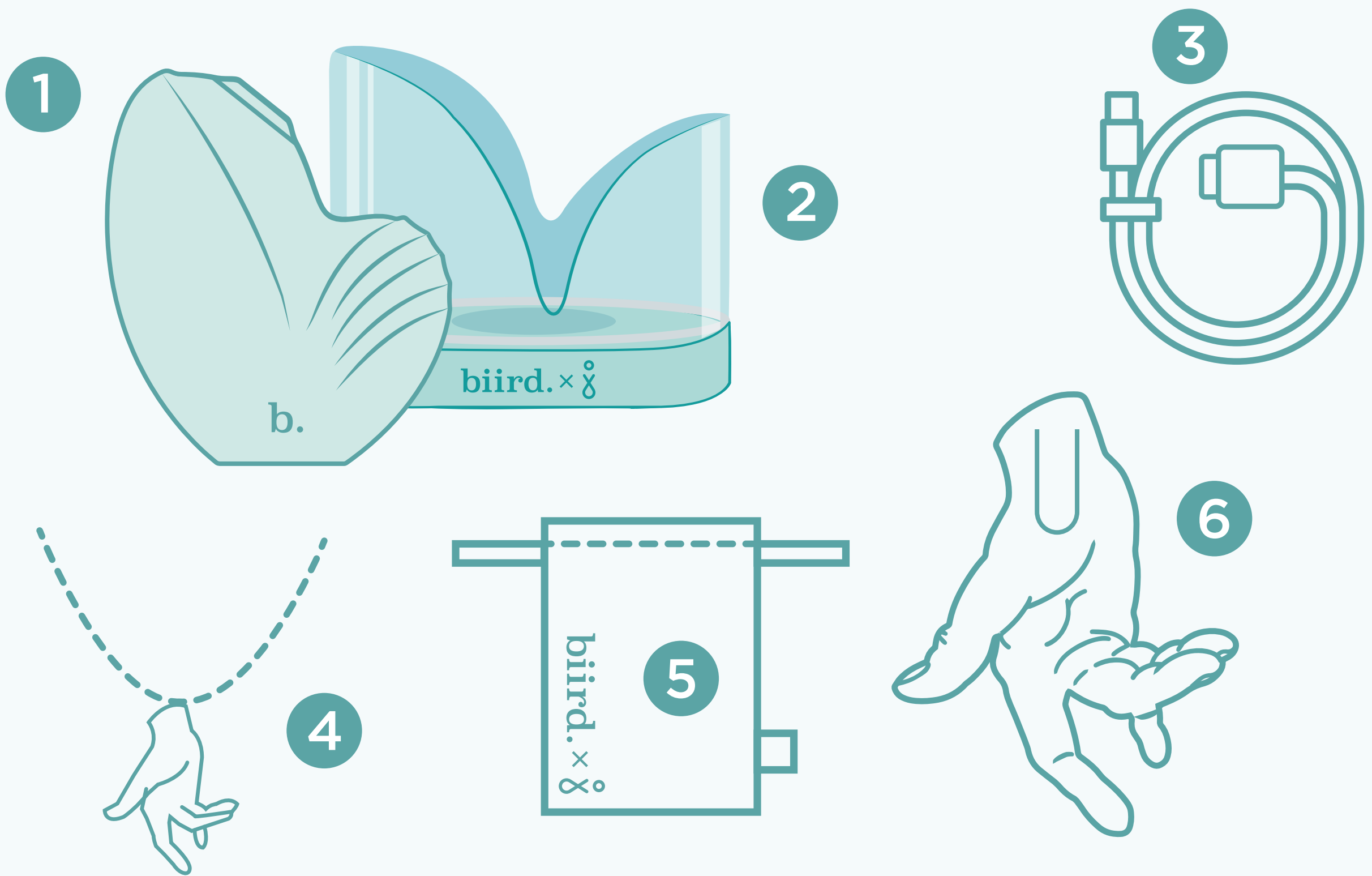


UNBOXING NAMII™



1. Namii™
2. Nightlamp Charging Base
3. Cable
4. Pouch
5. Namii Sticker

UNBOXING NAMII™ JC SPECIAL EDITION



1. Namii™
2. Nightlamp Charging Base
3. Cable
4. Necklace
5. Pouch
6. Bookmark
7. Pleasure Guide
8. Art Print
9. JC Sticker
10. Namii Sticker



INSTRUCTIONS AND USAGE






3 SEC



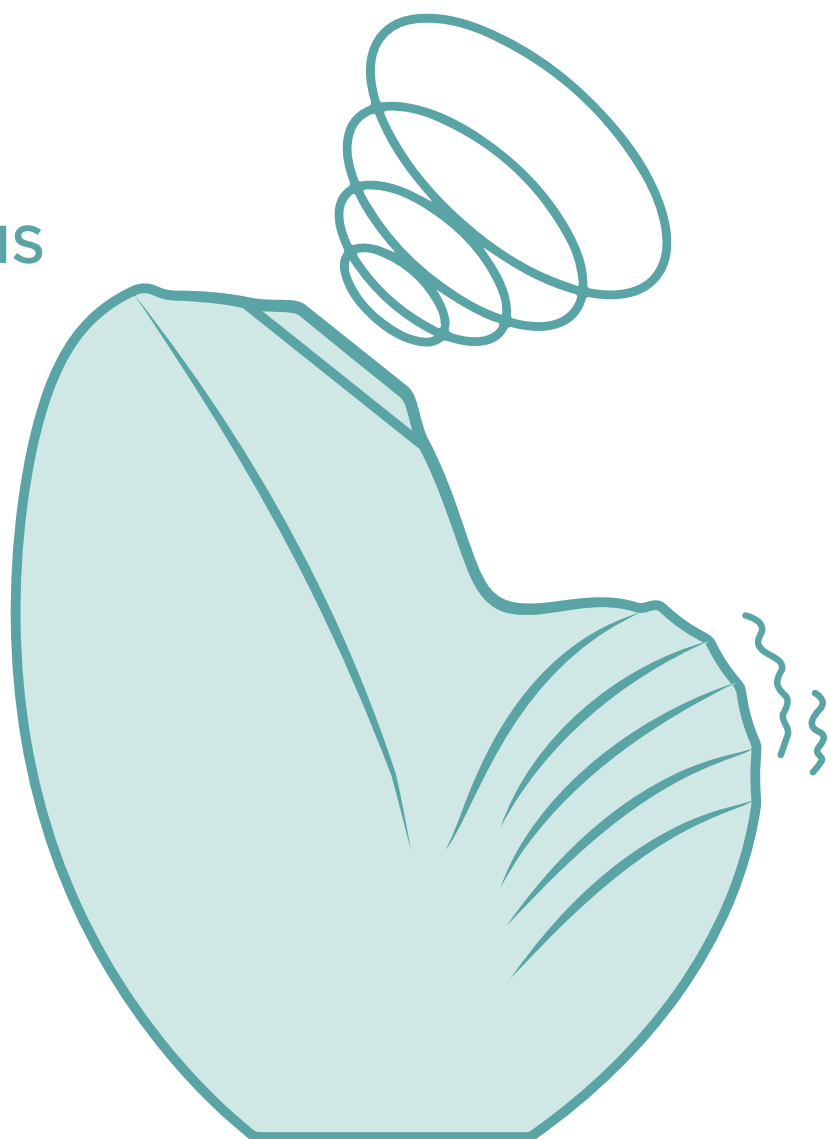
Travel Lock

Your Namii™ comes locked. Press and hold both  and  buttons for 3 seconds until the white LED blinks. Your Namii™ is now unlocked.

If you need to lock your Namii™ again when you are travelling, simply hold the  and  buttons again until the red LED blinks. Placing Namii™ on its charging base will automatically unlock it.



2 FUNCTIONS



Using your Namii™

Namii™ comes with 2 functions: suction & vibration which can be used independently or at the same time.


INSTRUCTIONS AND USAGE









5 MODES



Vibration Mode

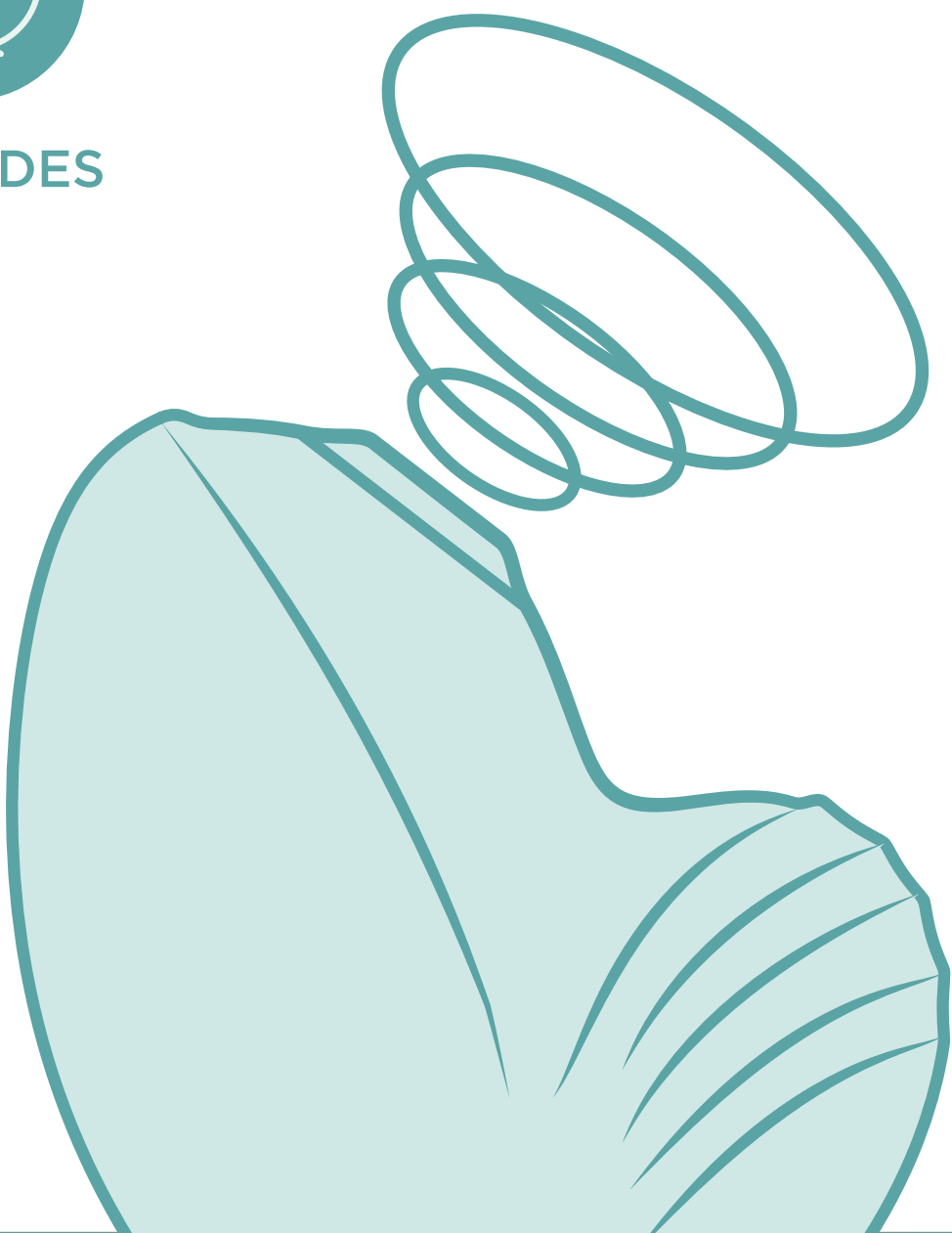
To turn on, press and hold  for 3 seconds. Single press to select one of the 5 modes available:

1.  Low Intensity
2.  Mid Intensity
3.  High Intensity
4. 
5. 


To turn off, press and hold  for 3 seconds.



5 MODES

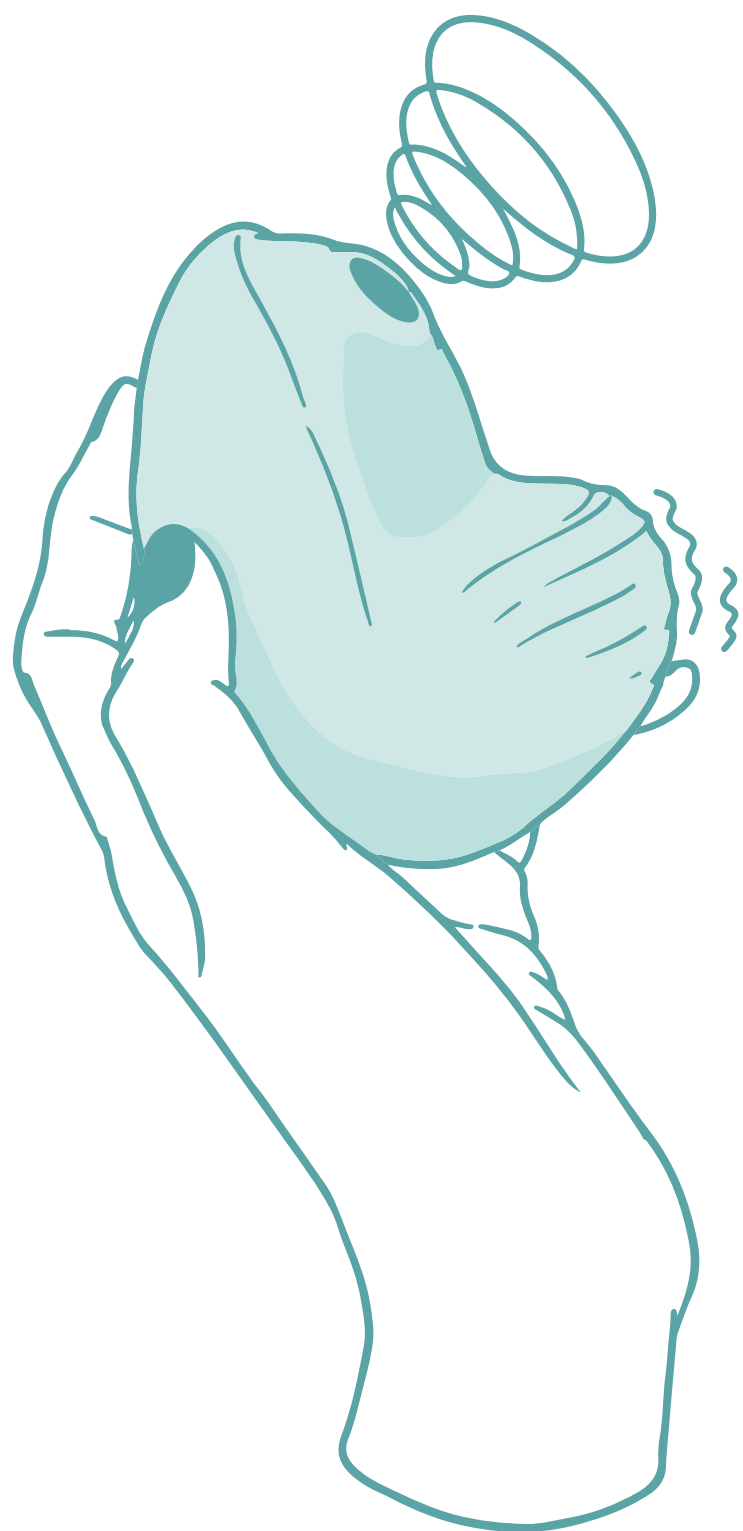


Pleasure Waves (Suction) Mode

To turn on, press and hold  for 3 seconds. Single press to select one of the 5 intensities available.

To turn off, press and hold  for 3 seconds.

INSTRUCTIONS AND USAGE



(Tsu) Namii Mode

Activate both the Vibration and the Pleasure Waves modes at the same time to set up your perfect pleasure **Tsunami combo!** To turn on, press and hold each of the buttons for 3 sec and select your preferred mode. The combinations are limitless! To turn it off, simply press and hold each button for 3 seconds.



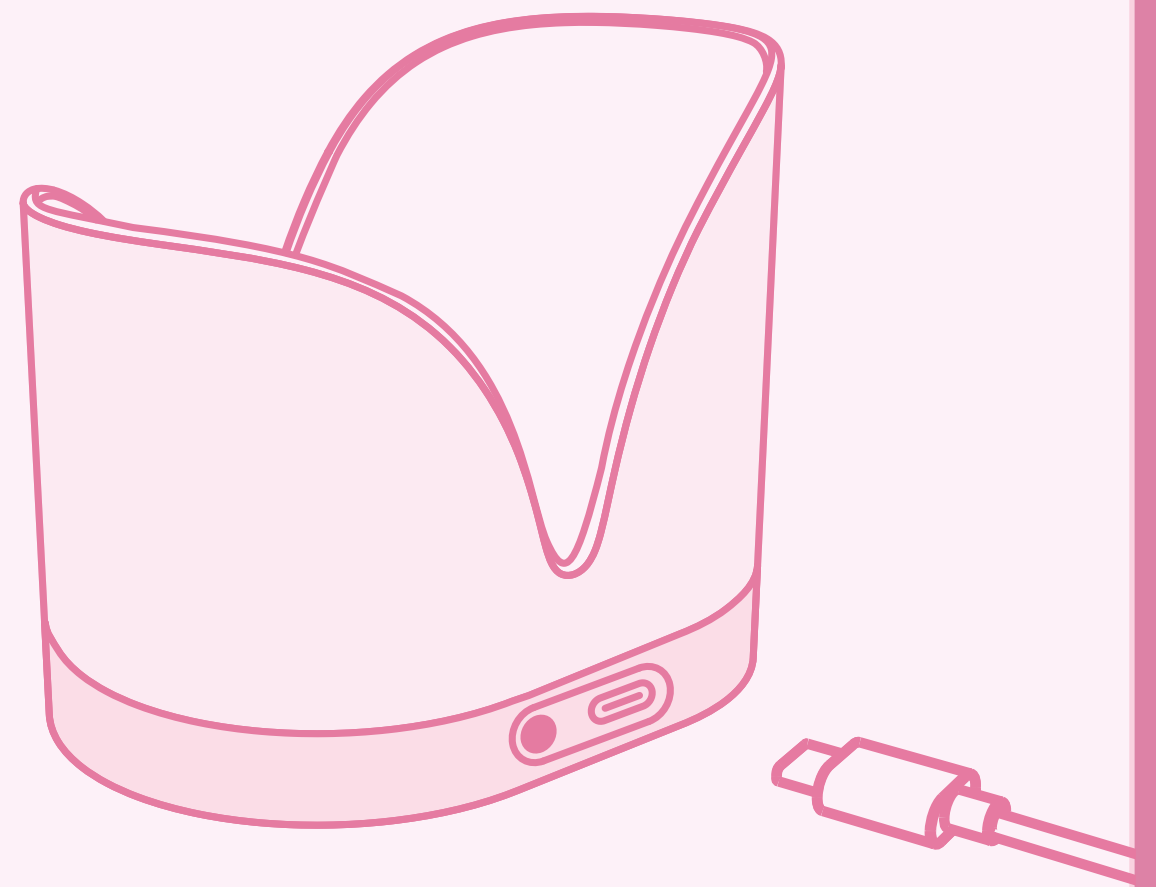
Hands-free Mode

Namii's shape has been designed with the purpose of being used in between the thighs **hands-free**. We recommend positioning the ribbed belly against your vaginal cavity while the suction mode is pointing at the clitoris. But listen to your body and use it however it feels comfortable for you!


MOOD LIGHT & CHARGING INSTRUCTIONS

Charge your Namii™ before first use. Before every charge, **make sure your Namii™ is free from water or lubricant residue.**

Plug the USB cable into the night lamp charging base and place your Namii™ on it. The light will dim, fading in and out while charging. When fully charged, the light will turn off.



BLINKING



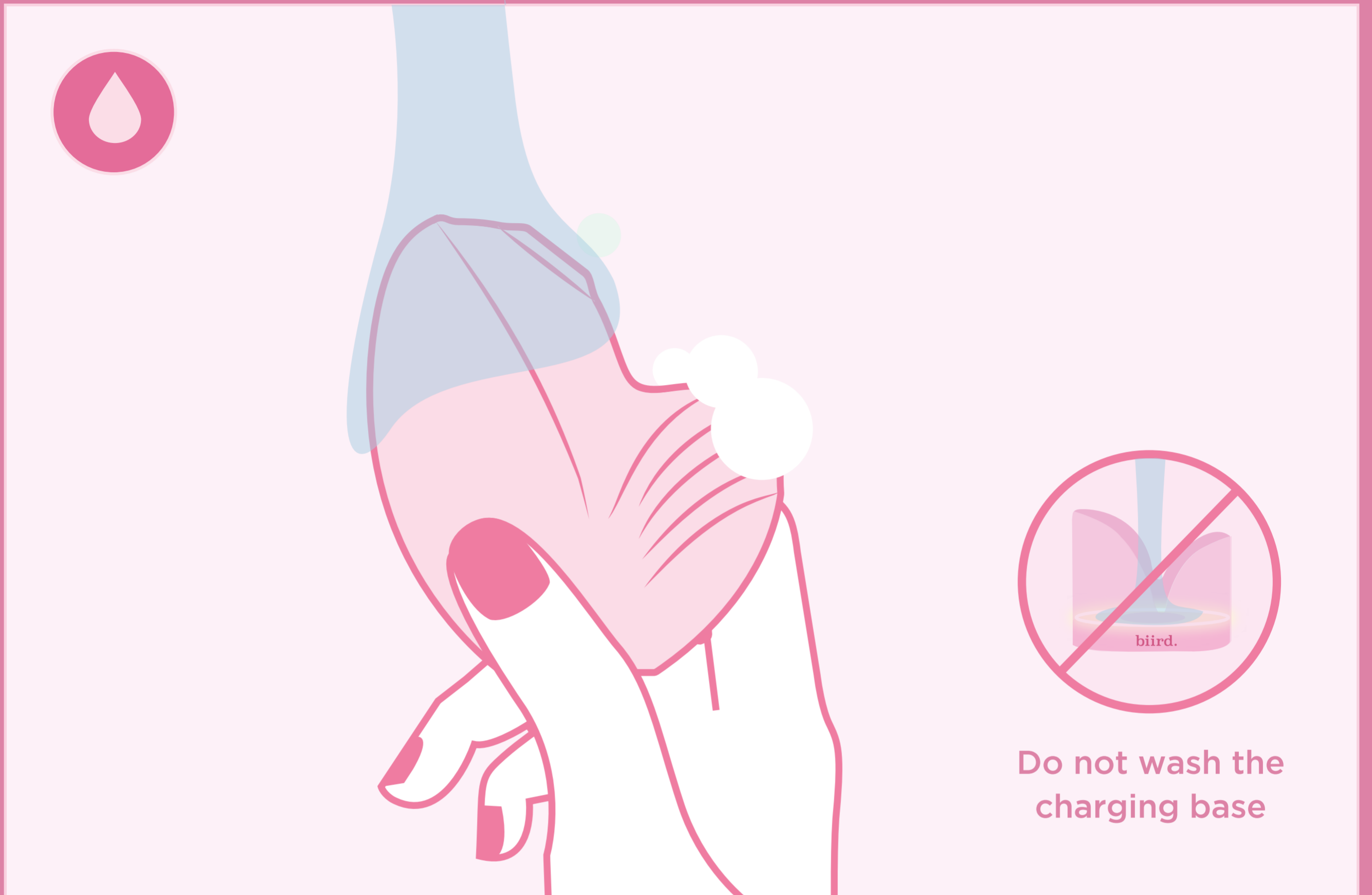
OFF



TIPS

You can also use the charging base as a Mood Light, whether Namii is on it or not. **Simply press the button on the back of the base.** The product will still charge, but the light will be on or off to your liking.

DOS & DON'TS



Cleaning, storage and safety

Use soap, rinse with clean hot water and pat dry with a lint-free cloth or a towel. For your safety and to not damage the silicone, never use aggressive cleaning products containing alcohol, acetone or oily substances. Do not insert pointy or sharp objects into the nozzle to avoid damage on the toy's mouth.

DO NOT WET OR SUBMERGE THE NIGHT LAMP CHARGING BASE.

DOS & DON'TS



External
use only



Use water
based lubricants



Keep away
from heat/ fire

- Namii™ has been designed for external stimulation. **Do not insert Namii™ in any body cavity.**
- We recommend the use of water-based lubricants for an improved experience. Do not use silicone-based lubricants as these will damage the silicone.
- Never use massage oils or hand cream as lubricants for the intimate areas. Do not use your Namii™ on swollen or damaged skin. In case of doubt, always contact a medical professional first.
- Protect your Namii™ from direct sunlight and do not expose it to extreme heat.
- If your Namii™ appears to function abnormally, or if you experience any other problems with your Namii™, cease use immediately.
- Contact our Customer Care Team by sending a message to **hello@biird.co**

IMPORTANT: For adult use only. Keep your personal massager out of the reach of children. Those who may be pregnant, have a pacemaker, diabetes, phlebitis or thrombosis should consult with a medical professional regarding the risk of blood clots before using any intimate massager.

SPECIFICATIONS

DIMENSIONS & WEIGHT

- **Size:** 89.2 (H) x 54 (D) x 80.9 (W) mm / 3.5 x 2.1 x 3.2 in
- **Charging Tray Size:** 80 (H) x 69 (D) x 91 (W) mm/ 3.1 x 2.7 x 3.6 in
- **Weight:** 181.5g / 0.4lbs

BATTERY & CHARGING

- **Battery:** 500mAh
- **Use Time:** Up to 2 hours on Suction, 3 hours on Vibration
- **Charging time:** 2 hours

MATERIALS & INTERFACE

- **Materials:** High Quality, Ultra Soft Silicone & ABS
- **Interface:** 2 button interface. Suction Mode: 5 intensities. Vibration Mode: 3 intensities + 2 patterns. Can be used independently or at the same time for different sensations
- **Charger / Lamp:** 1 button to turn the light On / Off
- **IP7X Water Resistant:** Namii can be submerged and used in the bathtub
- **Noise Level:** <50dB

DISPOSAL INFORMATION

Disposal of old electronic equipment (applicable in the EU and other European countries with separate waste collection systems). The crossed-out dustbin symbol indicates that this product should not be treated as household waste, but rather be brought to the appropriate collection point for recycling of electrical and electronic equipment.

If you have any further questions or concerns and wish to find out more information about biird products, please contact us at hello@biird.co

Disclaimer: Users of Biird product do so at their own risk. Neither Biird nor its retailers assume any responsibility or liability for the use of this product. Further, Biird reserves the right to revise this publication and to make changes from time to time in the contents here without obligation to notify any person of such revision or changes. Applicable for ALL products. Model may be changed for improvements without notice.

WARRANTY INFORMATION

1-YEAR WARRANTY (2 Year warranty where applicable) - Biird warrants this pleasure object for a period of ONE (1) YEAR, after the date of original purchase, against defects due to faulty workmanship or materials. The warranty covers working parts that affect the function of the pleasure object. It does NOT cover cosmetic deterioration caused by fair wear and tear or damage caused by accident, misuse, or neglect. Any attempt to open or take apart the pleasure object (or its accessories) will void the warranty.

If you discover a defect and notify Biird during the warranty period, Biird will, at its discretion, replace the pleasure object free of charge. Claims under warranty must be supported by reasonable evidence that the date of claim is within the warranty period. To validate your warranty, please keep your original purchase receipt together with these warranty conditions for the duration of the warranty period. To claim your warranty, you must contact Biird Customer Care at hello@biird.co Shipping costs are non-refundable. This undertaking is in addition to the consumer's statutory rights and does not affect those rights in any way.

5 YEAR SATISFACTION GUARANTEE - We're proud of what we do and that translates in the quality of our products. Namii™ was built to the highest standards and uses best-in-class materials. That's why we're confident in offering you a 5 Year Pleasure Guarantee for Namii™. If something were to happen to your Namii™ outside of the legal warranty period, we'll give you a 50% discount voucher for your next purchase.

© 2022 Biird. All rights reserved.

Designed by Biird with ❤️ in the Netherlands.

Made in China.