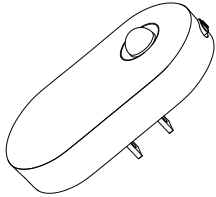


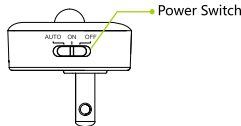
Smart Night Light

Quickstart guide



Please retain this information for future reference

2 Get to know your smart night light



ON: Constant lighting mode.

OFF: Turn off the device.

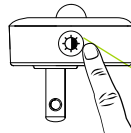
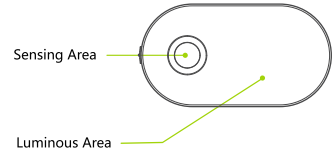
AUTO: Intelligent induction lighting mode (Automatically illuminate dark place when ambient light level in the room is low and motion is detected. Last about 90 seconds)

Description

The AUVON® night light automatically illuminate dark place when ambient light level in the room is low and motion is detected. No more missing your target or stumbling around in the dark. Make your life brightness.


You need only 2 steps to enjoy your smart night light device experience.

1 Get to know your Smart Night light




Brightness Adjusted Button

Steps Adjusted Brightness

If you want to adjust the brightness gradually, please press the  for more than 1 second, the brightness starts to increase / decrease automatically. Once the brightness reaches the highest or lowest level, the light starts to flash until you release your hand.

5 Brightness Levels

If you want to choose the pre-set brightness, simply press the , one after the other. **NOTE: Do not look directly at the luminous surface.**

Memory Function

For example, if you choose the Level 5 to use and turn it off, the device will keep on the Level 5 brightness when you turn it on again.

Important Safety Information

- Please keep the packaging for future reference since it contains important information.
- To ensure correct and safe installation, use and functioning of the product, always follow these instructions carefully and keep them for future reference.
- Do not use this apparatus near water. Avoid liquids and moisture on all electrical parts.
- Clean only with a dry, soft cloth. Household cleaners or solvents can damage your night light.
- Do not install your night light near any heat sources such as radiators, heat registers, stoves, or any other apparatus that produces heat.
- Do not block any ventilation openings.
- To reduce the risk of fire or electric shock, do not expose this device to rain or moisture.

Specifications

Material	ABS Fire-proof materials
Sensor	Motion sensor, light sensor
Light Source	LED
Voltage	120V/60HZ
Power	2.5W
Lighting Mode	Constant lighting or induction lighting
Brightness	1-120lm (stepless adjusted brightness)
Power Supply	AC
Sensing Range	4m, 120 degrees
Dimensions	76*41*34 mm / 3*1.61*1.34 in
Weight	29g

07

Warning: Changes or modifications to this unit not expressly approved by the party responsible for compliance could void the user authority to operate the equipment.

This smart night light is fully compliant with the EU; CA and USA legislation. When disposing this equipment please help protect our environment by means of proper disposal. Your local authorities will have special return and disposal facilities available for you.



Warning:

- Keep packaging materials (e.g.plastic bags) out of children's reach.
- Not suitable for children under 36 months. Small parts may lead to choking hazard.
- Do not stare at the operating light source.

10

FCC Information

This device complies with Part 15 of the FCC Rules. Operation is subject to the following two conditions: (1) this device may not cause harmful interference, and (2) this device must accept any interference received, including interference that may cause undesired operation.

Note: This equipment has been tested and found to comply with the limits for a Class B digital device, pursuant to part 15 of the FCC Rules. These limits are designed to provide reasonable protection against harmful interference in a residential installation. This equipment generates, uses, and can radiate radio frequency energy and, if not installed and

08

Customer Service

- 12-Month Limited Warranty
 - Lifetime Technical Support
- Warranty Extension:

Register with AUVON[®], you could have 12 months free warranty extension. This is in addition to our normal 12 month warranty giving you 24 full months of protection for your AUVON[®] products.



+1 (678) 829-7256

support@iauvon.com

https://www.iauvon.com



Distributor: Shenzhen Yuwen E-Commerce Co.,Ltd./ AUVON Inc.
Manufacturer: Nuomi Innovation Technology Co., Ltd.

11

used in accordance with the instructions, may cause harmful interference to radio communications. However, there is no guarantee that interference will not occur in a particular installation. If this equipment does cause harmful interference to radio or television reception, which can be determined by turning the equipment off and on, the user is encouraged to try to correct the interference by one of the following measures:

- Reorient or relocate the receiving antenna.
- Increase the separation between the equipment and receiver.
- Connect the equipment into an outlet on a circuit different from that to which the receiver is connected. Consult the dealer or an experienced radio/TV technician for help.

09

Distributor

Shenzhen Yuwen Dianzishangwu Youxiangongsi
Add: Longhuaxinqu longhuajiedao
donghuanyulu 153hao
zhonghuicaidasha7lou(gonghehuayuandamenpan)
703 Shenzhen Guangdong 518109 CN
E-mail: support@iauvon.com



European Representative

Prolinx GmbH
Brehmstr. 56, 40239 Duesseldorf
Germany

12