



AQUATICLEAR 4400HC CIRCULATOR

OVERVIEW

- Built with long-lasting internal components
- Stainless steel external metal and hardware protected by sacrificial anode
- Custom-engineered UV-resistant thermoplastic 4-blade propeller
- Clean Current (*patent pending*) composite prop guard

COMPLETE PACKAGE INCLUDES

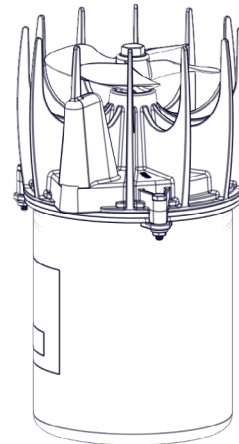
- Motor unit
- Float with mooring lines or mount kit
- UL, CSA & NEC approved underwater-rated cable
- Whole package listed by ETL to UL/CSA standards
- Saltwater compatible
- Packaged for convenient shipping

MOTOR UNIT

- 1HP, 208-240V, single phase
- 1750 RPM
- Oil-cooled
- Continuous-duty rated
- 17mm top and bottom bearings
- Thermal overload protection
- Fully unitized heavy-duty carbon ceramic mechanical seal
- Series 300 austenitic stainless steel can
- Engineering-grade thermoplastic top

FLOAT MOUNT

- Single-piece float
- UV-resistant linear low-density polyethylene
- 300 series stainless steel hardware included
- Three 50' braided nylon mooring ropes provided



OPTIONAL CONTROL PANEL

- UL 508 Listed
- UL Type 3r/4x Thermoplastic Enclosure
- 20 Amp Breaker
- GFCI Protection with 5ma Trip Level
- 24 Hour Mechanical Aerator Timer
- Surge Protector
- 4 Wire Power Required (L1, L2, N, G)

POWER CABLE

- UL, CSA, & NEC approved underwater rated cable
- 3 wire (L, N, G)
- Quick Disconnect standard on 12 AWG or larger cords, optional on smaller-gauge cords
- Stainless steel strain relief on 12 AWG or larger cords
- Standard 6' of flex sleeving protection
- Optional flex sleeving available for entire cord length

DOCK MOUNT

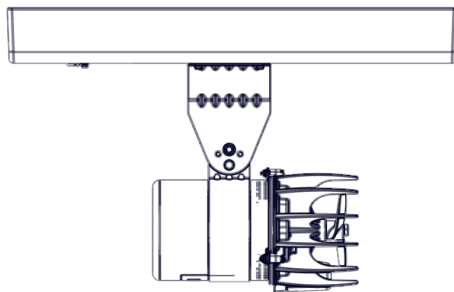
- Complete 300 series stainless steel construction
- Multiple angling options for upper and lower mount elements
- User supplies 1" pipe, up to 10' long

UNIT SPECIFICATIONS

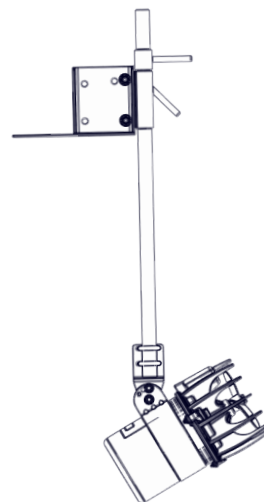
Unit	HP	Voltage / Phase / Hz	Operating Amps	Locked Rotor Amps	Thrust	Min. Depth of Operation*
4400HC	1	208-240V / 1 / 60	4.5	20	41 lbs.	4 ft.

*Will operate in less depth, but may cause bottom disturbance.

Model	Cord Length	Cord Gauge	Number of Boxes
4400HCFM050	50	14/3	2
4400HCFM100	100	14/3	3
4400HCFM150	150	12/3	3
4400HCFM200	200	12/3	3
4400HCFM250	250	12/3	3
4400HCFM300	300	12/3	3
4400HCFM400	400	12/3	3
4400HCFM500	500	12/3	3
4400HCDM050	50	14/3	2
4400HCDM100	100	14/3	3
4400HCDM150	150	12/3	3
4400HCDM200	200	12/3	3
4400HCDM250	250	12/3	3
4400HCDM300	300	12/3	3
4400HCDM400	400	12/3	3
4400HCDM500	500	12/3	3



CF unit with Float



CDM unit with Dock Mount

