



DIECI



37.7



37.8



38.10



33.11

ZEUS

PERFORMANCE				
Vehicle model	ZEUS 37.7	ZEUS 37.8	ZEUS 38.10	ZEUS 33.11
Maximum capacity	3700 kg (8157 lb)	3700 kg (8157 lb)	3800 kg (8378 lb)	3300 kg (7275 lb)
Maximum lifting height	7,35 m (24,1 ft)	7,80 m (25,6 ft)	9,75 m (32 ft)	10,60 m (34,8 ft)
Maximum horizontal extension	4,00 m (13,1 ft)	4,45 m (14,6 ft)	6,45 m (21,2 ft)	7,35 m (24,1 ft)
Fork swiveling angle	146°	146°	146°	146°
Pull-out force	5700 daN (12814 lbf)	5700 daN (12814 lbf)	5700 daN (12814 lbf)	5700 daN (12814 lbf)
Towing force	7300 daN (16411 lbf)	7300 daN (16411 lbf)	7300 daN (16411 lbf)	7300 daN (16411 lbf)
Maximum climb angle	40%	40%	40%	40%
Unladen weight	7600 kg (16755 lb)	7700 kg (16976 lb)	8000 kg (17637 lb)	8200 kg (18078 lb)
Max speed (referred to wheels with maximum permitted diameter)	30 km/h (18,6 mph)	30 km/h (18,6 mph)	30 km/h (18,6 mph)	40 km/h (24,9 mph)

BOOM				
Vehicle model	ZEUS 37.7	ZEUS 37.8	ZEUS 38.10	ZEUS 33.11
Lifting	7,3 s	7,2 s	8,7 s	8,7 s
Descent	3,8 s	3,7 s	5,0 s	5,0 s
Extension	5,2 s	5,5 s	7,6 s	8,6 s
Retraction	2,9 s	3,1 s	4,6 s	5,2 s
Forward swiveling	2,7 s	2,7 s	2,7 s	2,7 s
Reverse swiveling	1,7 s	1,6 s	1,6 s	1,6 s

ENGINE				
Vehicle model	ZEUS 37.7	ZEUS 37.8	ZEUS 38.10	ZEUS 33.11
Brand	FPT	FPT	FPT	FPT
Nominal power	93 kW (125 HP)	93 kW (125 HP)	93 kW (125 HP)	93 kW (125 HP)
@rpm	2200 rpm	2200 rpm	2200 rpm	2200 rpm
Operation	4-stroke	4-stroke	4-stroke	4-stroke
Injection	Mechanical direct	Mechanical direct	Mechanical direct	Mechanical direct
Number and arrangement of cylinders	4, Vertical in line	4, Vertical in line	4, Vertical in line	4, Vertical in line
Displacement	4485 cm ³ (274 in ³)	4485 cm ³ (274 in ³)	4485 cm ³ (274 in ³)	4485 cm ³ (274 in ³)
Consumption	230 g/kWh (378,35 lb/Hp h)	230 g/kWh (378,35 lb/Hp h)	230 g/kWh (378,35 lb/Hp h)	230 g/kWh (378,35 lb/Hp h)
@rpm	2200 rpm	2200 rpm	2200 rpm	2200 rpm
Emission standard	Stage IIIA/Tier 3	Stage IIIA/Tier 3	Stage IIIA/Tier 3	Stage IIIA/Tier 3
Cooling system	Liquid	Liquid	Liquid	Liquid
Intake	Turbo compressor after-cooler	Turbo compressor after-cooler	Turbo compressor after-cooler	Turbo compressor after-cooler

DIFFERENTIAL AXLES				
Vehicle model	ZEUS 37.7	ZEUS 37.8	ZEUS 38.10	ZEUS 33.11
Type of axles	2 steering, with 4 planetary reduction gears	2 steering, with 4 planetary reduction gears	2 steering, with 4 planetary reduction gears	2 steering, with 4 planetary reduction gears
Type of steering	4 wheels / transversal / 2 wheels	4 wheels / transversal / 2 wheels	4 wheels / transversal / 2 wheels	4 wheels / transversal / 2 wheels
Front axle	Rigid	Rigid	Rigid	Rigid
Rear axle	Swinging	Swinging	Swinging	Swinging
Service braking	Oil bath with servo brake on front axle	Oil bath with servo brake on front axle	Oil bath with servo brake on front axle	Oil bath with servo brake on front axle
Parking braking	Negative actuation with electrical control	Negative actuation with electrical control	Negative actuation with electrical control	Negative actuation with electrical control

HYDRAULIC SYSTEM				
Vehicle model	ZEUS 37.7	ZEUS 37.8	ZEUS 38.10	ZEUS 33.11
Hydraulic pump type	Gear pump for power steering and movements	Gear pump for power steering and movements	Gear pump for power steering and movements	Gear pump for power steering and movements
Hydraulic pump capacity	130 L/min (34,3 gal/min)	130 L/min (34,3 gal/min)	130 L/min (34,3 gal/min)	130 L/min (34,3 gal/min)
Max. operating pressure	24,0 MPa (3481 psi)	24,0 MPa (3481 psi)	24,0 MPa (3481 psi)	24,0 MPa (3481 psi)
Distributor control	4in1 proportional Joystick	4in1 proportional Joystick	4in1 proportional Joystick	4in1 proportional Joystick

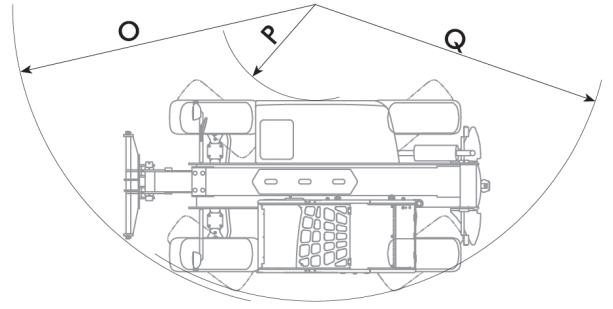
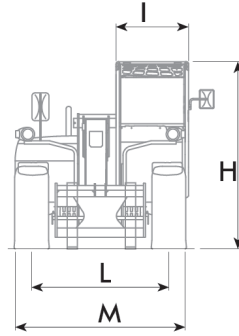
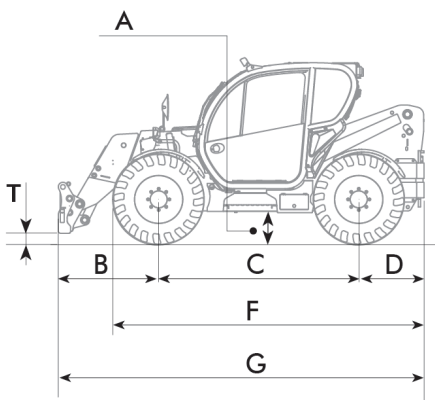
REFUELING				
Vehicle model	ZEUS 37.7	ZEUS 37.8	ZEUS 38.10	ZEUS 33.11
Hydraulic system (total)	140,0 L (36,98 gal)	140,0 L (36,98 gal)	140,0 L (36,98 gal)	140,0 L (36,98 gal)
Fuel tank	100,0 L (26,42 gal)	100,0 L (26,42 gal)	100,0 L (26,42 gal)	100,0 L (26,42 gal)

TRANSMISSION				
Vehicle model	ZEUS 37.7	ZEUS 37.8	ZEUS 38.10	ZEUS 33.11
Transmission type	Hydrostatic with variable flow pump	Hydrostatic with variable flow pump	Hydrostatic with variable flow pump	Hydrostatic with variable flow pump
Hydraulic motor	Hydrostatic with continuous automatic adjustment	Hydrostatic with continuous automatic adjustment	Hydrostatic with continuous automatic adjustment	Hydrostatic with continuous automatic adjustment
Reversal	Electro-Hydraulic	Electro-Hydraulic	Electro-Hydraulic	Electro-Hydraulic
Inching	With hydraulic pedal for controlled forward movement	With hydraulic pedal for controlled forward movement	With hydraulic pedal for controlled forward movement	With hydraulic pedal for controlled forward movement
Transmission gearbox	Servocontrolled 2-speed	Servocontrolled 2-speed	Servocontrolled 2-speed	Servocontrolled 2-speed

TIRES				
Vehicle model	ZEUS 37.7	ZEUS 37.8	ZEUS 38.10	ZEUS 33.11
Standard tires	400/70x20"	400/70x20"	400/70x20"	400/70x20"
Optional tires	400/70x24"; 18x22.5"	400/70x24"; 18x22.5"	400/70x24"; 18x22.5"	400/70x24"; 18x22.5"

DIMENSIONS

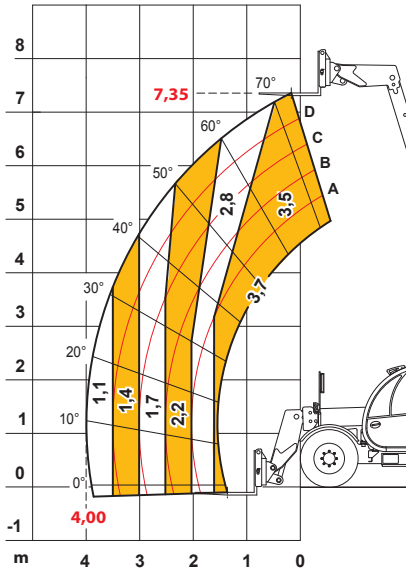
Vehicle model	ZEUS 37.7	ZEUS 37.8	ZEUS 38.10	ZEUS 33.11
A	340 mm (13,4 in)	340 mm (13,4 in)	340 mm (13,4 in)	340 mm (13,4 in)
B	1380 mm (54,3 in)	1620 mm (63,8 in)	1380 mm (54,3 in)	1730 mm (68,1 in)
C	2600 mm (102,4 in)	2600 mm (102,4 in)	2600 mm (102,4 in)	2600 mm (102,4 in)
D	970 mm (38,2 in)	970 mm (38,2 in)	970 mm (38,2 in)	970 mm (38,2 in)
F	4060 mm (159,8 in)	4060 mm (159,8 in)	4060 mm (159,8 in)	4060 mm (159,8 in)
G	4950 mm (194,9 in)	4950 mm (194,9 in)	4950 mm (194,9 in)	5300 mm (208,7 in)
H	2310 mm (90,9 in)	2310 mm (90,9 in)	2310 mm (90,9 in)	2310 mm (90,9 in)
I	940 mm (37 in)	940 mm (37 in)	940 mm (37 in)	940 mm (37 in)
L	1780 mm (70,1 in)	1780 mm (70,1 in)	1780 mm (70,1 in)	1780 mm (70,1 in)
M	2290 mm (90,2 in)	2290 mm (90,2 in)	2290 mm (90,2 in)	2290 mm (90,2 in)
O	3700 mm (145,7 in)	4050 mm (159,4 in)	3700 mm (145,7 in)	5150 mm (202,8 in)
P	950 mm (37,4 in)	950 mm (37,4 in)	950 mm (37,4 in)	950 mm (37,4 in)
Q	3450 mm (135,8 in)	3450 mm (135,8 in)	3450 mm (135,8 in)	3450 mm (135,8 in)
T	175 mm (6,9 in)	160 mm (6,3 in)	220 mm (8,7 in)	183 mm (7,2 in)



MAX 3,7 t

500 mm

AXB1323



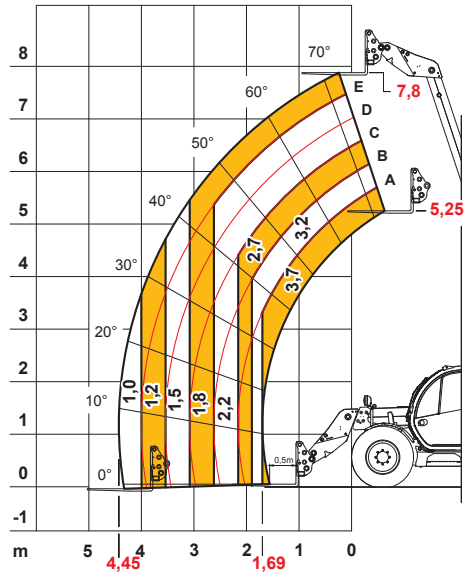
EN1459

37.7

MAX 3,7 t

500 mm

DOCDI0000466



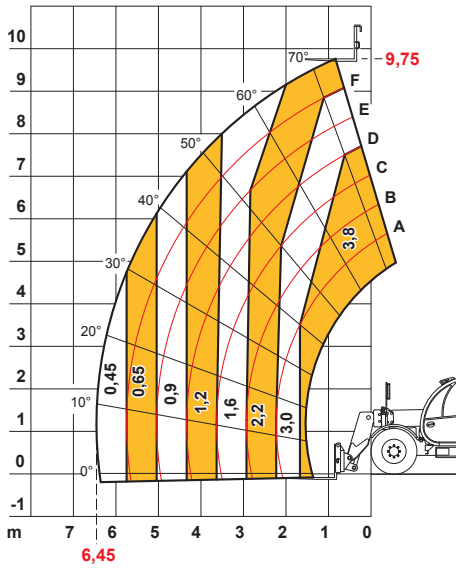
EN1459

37.8

MAX 3,8 t

500 mm

AXB1381



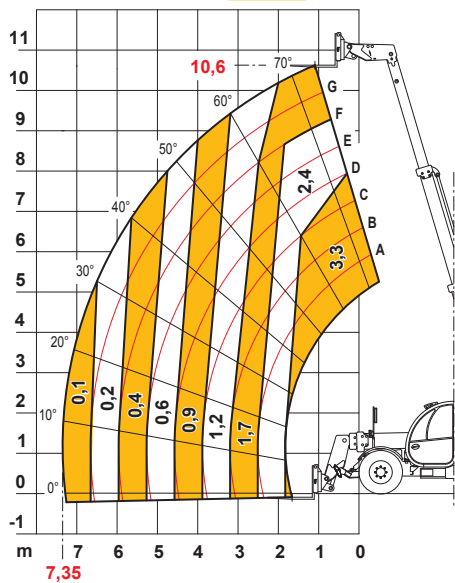
EN1459

38.10

MAX 3,3 t

500 mm

AXB1324



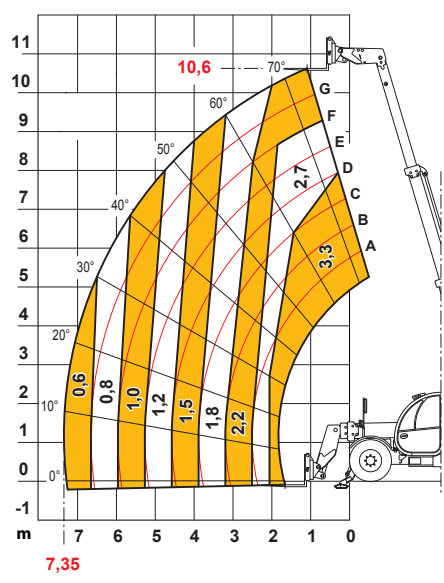
EN1459

33.II

MAX 3,3 t

500 mm

AXB1324-I



EN1459

33.II

Dieci Srl - Via E. Majorana, 2-4 - 42027 - Montecchio Emilia (RE) ITALY

Tel. +39 0522 869611 - Fax +39 0522 869798 - E-mail: info@dieci.com - www.dieci.com

SKT Zeus EXTRA-EC -UK | v. 1.6