

# British Fires

ELECTRIC LINEAR FIREPLACES



DISTRIBUTED THROUGHOUT  
NORTH AMERICA BY



**MILES**  
INDUSTRIES

  
**BRITISH  
FIRES**

**MILES INDUSTRIES IS THE EXCLUSIVE  
DISTRIBUTOR OF THE HIGHLY SOUGHT AFTER  
BRITISH FIRES' ELECTRIC FIREPLACES—INSPIRED BY  
THE NEW FOREST IN HAMPSHIRE, ENGLAND.**



**A TRADITIONAL FIRE**

British Fires creates a flickering flame and ember glow that harkens back to a real fire.

**REALISTIC LOGS**

Reproductions of logs found in the New Forest are complemented by slate or wood chips and husk.

**HEAT TECHNOLOGY**

British Fires' innovative heating system circulates the heat for a better experience.



**ON COVER:  
NEW FOREST 48, CORNER  
SLATE VIEW LOGS**



Scan the code to go to  
[britishfires.ca](http://britishfires.ca)



#### **ADJUSTABLE FLAME**

The remote control allows you to customize the flame hue and lighting to fit your aesthetic.

#### **EASY-TO-USE**

Electric fireplaces are a straightforward way to create a cozy space in your home.

#### **SAFETY**

Electric fires are easy to use, without the messy logs and fumes from a wood fireplace.



Please Note: Printed images may vary from actual product. All product information is accurate at time of printing and is subject to change. For more information, visit [britishfires.ca](http://britishfires.ca)



NEW FOREST 48  
FRONT VIEW  
SLATE VIEW FIRE

## 1 LINEAR MODELS

British Fires electric fireplaces create a stunning visual for friends and family with award-winning flame effects. All viewing areas are 16 ¾" tall.

NEW FOREST 48





SCAN TO GO TO  
DESIGN CENTER:



NEW FOREST 63



NEW FOREST 75





NEW FOREST 63  
CORNER VIEW  
FOREST VIEW FIRE


## 2 FLAME BEDS

British Fires' signature flame beds include three options: Forest View that sit atop a natural underlay of wood chips and husk. Or Slate View that adds real slate chips for a more dramatic appearance. The Diamond View glitters with three lighting options to choose from. All options included in box.

View our British Fires' flame bed videos at [britishfires.ca](http://britishfires.ca)

FOREST VIEW





SLATE VIEW



DIAMOND VIEW





NEW FOREST 75  
3-SIDED VIEW  
FOREST VIEW FIRE

## 3 OPTIONS

Turn your British Fires fireplace into a front, corner or three-sided model to suit the style and layout of your room. To find out more, go to [britishfires.ca](http://britishfires.ca)

FRONT







CORNER, RIGHT OR LEFT



THREE-SIDED





NEW FOREST 75  
FRONT VIEW  
SLATE VIEW FIRE

## 4 REMOTE

Every New Forest electric fireplace includes a remote that manages your fireplace's lighting, flame height and brightness and your thermostatic heating, including timer. Find out more at [britishfires.ca](http://britishfires.ca)

### LIGHTING

Cycle through three fire bed colors that each provide a unique style, or use the cycle setting to flow through all available options.




### FLAME CONTROL

Choose from the four settings to adjust the brightness of the flame to suit your mood or adjust the height of the flame.

### TIMER

The seven-day programmable calendar will remember your settings and activate the thermostatic heater when you need the warmth the most.

NEW FOREST REMOTE




NEW FOREST 48  
3-SIDED VIEW  
FOREST VIEW FIRE

## 5 AIR CURTAIN TECHNOLOGY

British Fires' Air Curtain Technology®—a patented engineering design —distributes convective heat effectively throughout a space, warming like a real fire. Set a timer or establish a schedule with your remote control. Each model includes a 1500 watt heater. If the fireplace detects that a window is open, the heater automatically shuts off, offering energy efficiency and safety.

Find out more at [britishfires.ca](http://britishfires.ca)





NEW FOREST 75  
CORNER VIEW  
FOREST VIEW FIRE



## DESIGN YOUR OWN

In our Design Center, customize your own British Fires electric fireplace—a great way to see how your fireplace will look.

[design.valorfireplaces.com](https://design.valorfireplaces.com)



Scan to go to  
Design Center

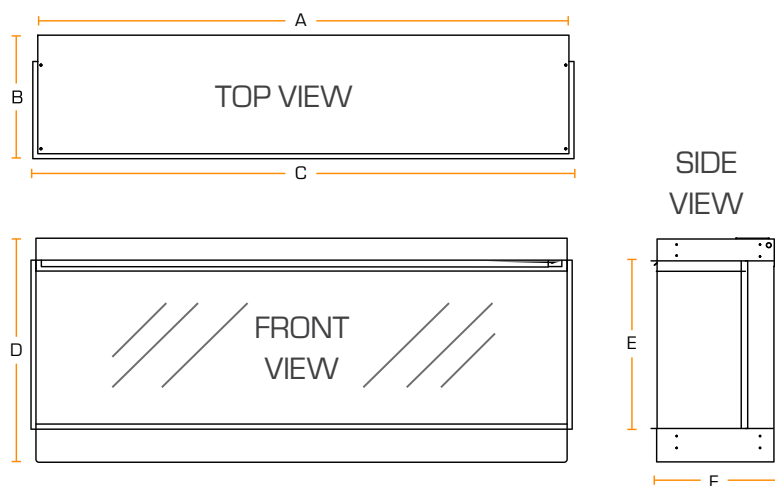
# SPECS + DIMENSIONS

MODELS	NEW FOREST 48	NEW FOREST 63	NEW FOREST 75
	FCBUS0010V2	FCBUS0017	FCBUS0014

FLAME BEDS			
FOREST VIEW	included	included	included
SLATE VIEW	included	included	included
DIAMOND VIEW	included	included	included

REFLECTIVE LINERS			
MIRROR EFFECT	included	included	included
BLACK GLASS, OPTIONAL	FCBUS0020	FCBUS0021	FCBUS0022

REMOTE	included	included	included
--------	----------	----------	----------



	48	63	75
<b>A</b>	46 3/8"	62"	75"
<b>B</b>	12 1/5"	12 1/5"	12 1/5"
<b>C</b>	47 1/4"	63"	76"
<b>D</b>	22 1/4"	22 1/4"	22 1/4"
<b>E</b>	16 3/4"	16 3/4"	16 3/4"
<b>F</b>	11 3/4"	11 3/4"	11 3/4"

[britishfires.ca](http://britishfires.ca)

NEW FOREST 75  
3-SIDED VIEW  
FOREST VIEW FIRE



BRBF23E JUN



BRITISH  
FIRES