

GE3

ELECTRIC INSERT FIREPLACE



MANUFACTURED BY

Charlton & Jenrick^{LTD}

 **valor**

VALOR ELECTRIC FIREPLACE

We partnered with Charlton & Jenrick to offer the Valor GE3 electric insert fireplace that showcases outstanding quality and aesthetic.

GLOW OF FIRE

The GE3 fireplace creates soothing flames and an ambient glow that brings to mind a real fire.

SAFETY

Electric fires are easy to use, avoiding messy logs and fumes from a wood fireplace.

REALISTIC LOGS

Valor's exclusive high definition logs create an authentic look.

ON COVER:

VALOR

CLEARVIEW FRONT GE3CFV + GE3SK1

DRIFTWOOD GE3DWK

VALOR SPLITWOOD GE3SWK



SCAN FOR GE3 ONLINE.

ADJUSTABLE FLAME

The remote control provides adjustable flame and colour combinations to suit your style.

EASY-TO-USE

Electric fireplaces are an easy way create a cozy space in your home.

Please Note: Printed images may vary from actual product. All product information is accurate at time of printing and is subject to change. For more information, visit valorfireplaces.com/ge3-electric



VALOR

CLEARVIEW FRONT GE3CFV
BLACK BACKING PLATE GE3BPB1
SPLITWOOD GE3SWK



GE3 INSERT

Need an insert for your old wood or gas fireplace? Our Valor GE3 electric insert makes it easy to replace an old fireplace and enjoy a realistic-looking, easy to use hearth in your home.



EASY INSTALL

Every GE3 fireplace installs easily since it's shaped similarly to our well-tested gas insert fireplaces. Except you don't need to worry about the heat damage or venting.



SIMPLE TO USE

With a touch of your remote or WiFi app, you can turn on and adjust the fire, flames and fire bed hues—no chopping wood or yearly maintenance necessary. valorfireplaces.com/ge3-electric

SCAN TO FIND OUT MORE
ABOUT THE GE3:





VALOR
CLEARVIEW FRONT GE3CFV + GE3SK1
DRIFTWOOD GE3DWK

1 VALOR LOGS

Valor's logs, expertly crafted for a realistic appearance—are exclusive to North America.

The black reflective panel gives depth to the flames and logs, while the LED lights highlight, create glow and varied flame hues—easily selected with your remote.

View our GE3 firebed videos at valorfireplaces.com/ge3-electric

BIRCH





DRIFTWOOD



SPLITWOOD





VALOR
CLEARVIEW FRONT GE3CFV
BLACK BACKING PLATE GE3BPB1
BIRCH GE3BLK

2 VALOR TRIMS

Popular on our other fireplaces, Valor's GE3 Clearview front in Vintage Iron suits a multitude of styles. Use the Clearview for a minimalist aesthetic; or add the black backing plate—providing an alternate look and more coverage. Speak with your local Valor dealer to find out what's best for your space.

Select a GE3 trim on Valor's Design Center:
design.valorfireplaces.com

CLEARVIEW FRONT





CLEARVIEW FRONT
WITH BLACK BACKING PLATE



VINTAGE IRON AND BLACK
POWDER-COATED STEEL





VALOR
CLEARVIEW FRONT GE3CFV + GE3SK1
DRIFTWOOD GE3DWK



REMOTE CONTROL

Use your Valor GE3 remote or download the C&J Smart app to easily adjust and customize your fireplace to suit your mood and style.



NON-REFLECTIVE GLASS

The non-reflective glass reduces the glare of outside light or interior surroundings, improving your view.



AMBIENT LIGHT BED

Choose between eight light settings or set to automatically cycle through all the colors.



SCAN BELOW TO ENJOY THE
CRACKLE OF THIS FIRE!



GLOWING FIRE BED
Select from five
brightness settings.



LIFE FLAME
Realistic flame effect includes
a choice of three flame colors
and five flame speeds.



**PROGRAMMABLE
TIMER**
Program the heat
daily or for seven days.



CRACKLE EFFECT
Add ambience to your
fire with a choice of two
crackling wood fire sounds.



VALOR
CLEARVIEW FRONT GE3CFV
BLACK BACKING PLATE GE3BPB1
SPLITWOOD GE3SWK

BUILT-IN HEATER

The GE3 heater lets you select 1400 watt (120 V); or a 2800 watt (240 V) power, ideal for new construction or major reno. Create your cozy place to warm up.

valorfireplaces.com/ge3-electric



DESIGN YOUR OWN

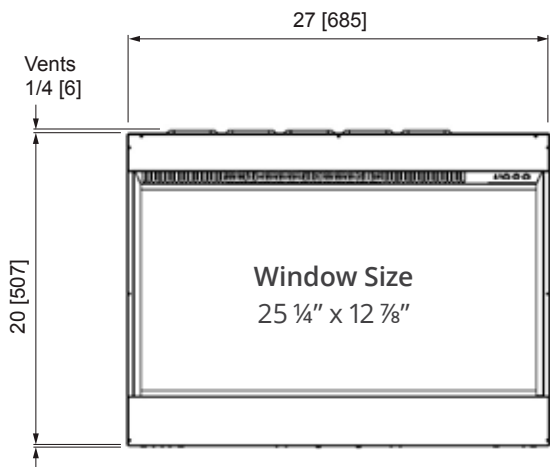
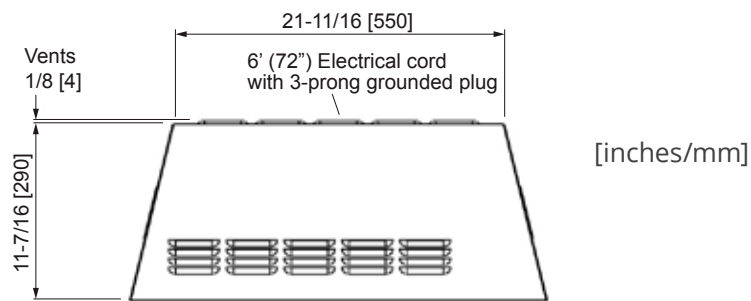
On Valor's Design Center, you can design your own GE3 — a great way to see how your fireplace will look.

design.valorfireplaces.com



Scan to go to
Design Center

DIMENSIONS



Levelling bolts:
3/16 [5]

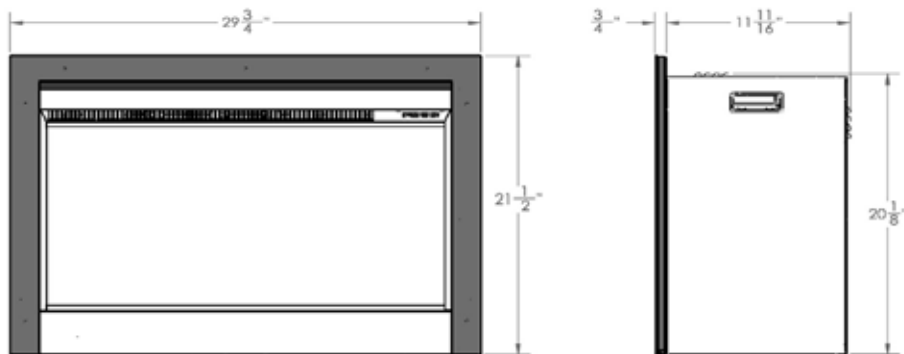
CLEARANCES FROM COMBUSTIBLES

Front: minimum 39" [990 mm]
Top, bottom, sides and rear: 0


MINIMUM CAVITY DIMENSIONS

Depth 11 1/16" [296 mm]
Rear 21 1/2" [545 mm]
Front 27 1/4" [692 mm]
Height 20 1/16" [524 mm]

GE3CFV + GE3SK1



GE3CFV + GE3BPB1



ALWAYS REFER TO THE
INSTALLATION MANUAL FOR
COMPLETE INSTRUCTIONS.
valorfireplaces.com/manuals

GE3 INSTRUCTION MANUAL



valorfireplaces.com/ge3-electric

GE3 SPECIFICATIONS

FIRE BEDS

Choose from three styles of Valor logs:

<input type="radio"/> Valor Birch	GE3BLK, optional
<input type="radio"/> Valor Driftwood	GE3DWK, optional
<input type="radio"/> Valor Splitwood	GE3SWK, optional
Glass	included

TRIMS

Select a Clearview front look:

<input type="radio"/> Clearview front, Vintage Iron	GE3CFV + GE3SK1
<input type="radio"/> Clearview front with Black backing plate	GE3CFV + GE3BPB1

FEATURES

Valor Programmable Remote	included
Downloadable C&J Smart App (GE3 WiFi compatible)	free
Heater, 1400W/120V or 2800W/240V*	included

*240V setting must be hard-wired.

DOWNLOAD
SMART APP



GE3 electric fireplaces
are compliant with the
EcoDesign 2022 standard.

valorfireplaces.com/ge3-electric

VALOR
CLEARVIEW FRONT GE3CFV
BACKING PLATE GE3BPB1
BIRCH GE3BLK

Charlton
& Jenrick^{LTD}

BRGE323E JUN

valor[®]