

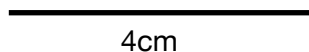
WISCUL

TALLAJE DE ANILLOS

Instrucciones:

Imprime este documento pdf en una hoja A4 y revisa que la escala en la configuración de impresión esté al 100%.


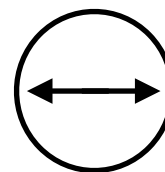
Con una regla mide estos 4 cm para comprobar que está correcto.




4cm

Después posa algún anillo que ya tengas sobre los círculos hasta encontrar tu medida perfecta sin que quede espacio ni por fuera ni por dentro.


En caso de no tener impresora, por favor mide el diámetro interno de un anillo que uses y revisa que tamaño en mm es el tuyo de los de a continuación.




15,2 mm
ES 8
EU 48
US 4,5




15,5 mm
ES 9
EU 49
US 5




15,9 mm
ES 10
EU 50
US 5,5




16,2 mm
ES 11
EU 51
US 5,75




16,5 mm
ES 12
EU 52
US 6




16,8 mm
ES 13
EU 53
US 6,5




17,1 mm
ES 14
EU 54
US 7




17,4 mm
ES 15
EU 55
US 7,5




17,8 mm
ES 16
EU 56
US 7,75




18 mm
ES 17
EU 57
US 8




18,4 mm
ES 18
EU 58
US 8,5




18,7 mm
ES 19
EU 59
US 9




19 mm
ES 20
EU 60
US 9,5



19,3 mm
ES 21
EU 61
US 9,75




19,6 mm
ES 22
EU 62
US 10




20 mm
ES 23
EU 63
US 10,5




20,3 mm
ES 24
EU 64
US 11




20,6 mm
ES 25
EU 65
US 11,5



21 mm
ES 26
EU 66
US 11,75



21,3 mm
ES 27
EU 67
US 12



21,6 mm
ES 28
EU 68
US 12,5