



**GIANO MERCHANDISING**

*Finishing Hardware Specialist*

# KITCHEN AND BATHROOM



**BRAVAT**  
BY DIETSCH  1873



[www.gianomerchandising.com](http://www.gianomerchandising.com)



**GIANO MERCHANDISING**  
Finishing Hardware Specialist



## EXPOSED RAIN SHOWER

### 40532 ORB

Brass Material  
Matt Black Finish  
8" 304 SS Shower Head  
SS Telephone Shower  
1.5 Meter Hose



## EXPOSED RAIN SHOWER

### 140311 MATT BLACK

Brass Material  
Matt Black Finish  
8" 304 SS Shower Head  
SS Telephone Shower  
1.5 Meter SS Hose





**GIANO MERCHANDISING**  
Finishing Hardware Specialist



## EXPOSED RAIN SHOWER

### 93532 PSS


Brass Material  
Polished Stainless Steel  
8" 304 SS Shower Head  
SS Telephone Shower  
1.5 Meter Hose



## EXPOSED RAIN SHOWER

### 17101 SSS (WITH MOVING SPOUT)

Brass Material  
Matt Stainless Steel  
8" 304 SS Shower Head  
SS Telephone Shower  
1.5 Meter Hose





**GIANO MERCHANDISING**  
Finishing Hardware Specialist




## STEEL SHOWER SET

### 62053 STAINLESS STEEL

304 Stainless Steel Shower Faucet  
With SS Telephone Shower  
1.5 Meter Shower Hose and Holder

Dimension:  
100mmx90mmx210mm



## STEEL SHOWER SET

### 62053 MATT BLACK

304 Stainless Steel Shower Faucet  
With SS Telephone Shower  
1.5 Meter Shower Hose  
Holder in Matt Black Finish

Dimension:  
90mmx90mmx210mm







**GIANO MERCHANDISING**  
Finishing Hardware Specialist



## KITCHEN FAUCET

### 15020H SSS

SS Material, Matt Stainless  
With Hot and Cold Hose  
Dimension:  
195mmx140mmx40mm

## KITCHEN SINK FAUCET

### 15015 SS (WITH PULL-OUT SPRAYER)

Solid Brass Material  
Polish Stainless Finish  
With 1 meter Stainless Pull Out  
3 way spray mode  
Dimension:  
350mmx260mmx50mm



## SINK MOUNTED FAUCET

### 1813

High Quality Single cold Tap Water  
Sink Mounted Kitchen Faucet  
Prevents Foreign objects from  
Clogging in the Ceramics Disc  
With Cartridge Brass Material  
Flow Rate: L/min at 1bar  
Dimension;  
340mmx210mmx50mm

## WALL MOUNTED KITCHEN FAUCET

### 15023 SSS

Cold Tap  
Stainless Steel Material  
Matt Stainless Steel Finish  
Dimension:  
240mmx170mmx30mm





**GIANO MERCHANDISING**  
Finishing Hardware Specialist



## KITCHEN FAUCET

### 15024 SSS

Stainless Steel 304 material  
Can be used for Hot and Cold supply  
Included 2 Supply Pipes  
Dimension:  
250mmx170mmx40mm

## WALL MOUNTED FAUCET

### 1821

Body: Forged Brass+Chrome Plate  
Filter Cartridge: Brass+SUS304  
Spout: SUS304  
Ceramic Valve: Ceramic+Brass  
Strainer/Flow: Polymer  
Handle: Zinc Alloy  
Cap: Polymer+Chrome Plate  
Screw: SUS304  
Dimension:  
290mmx210x50mm



## KITCHEN FAUCET

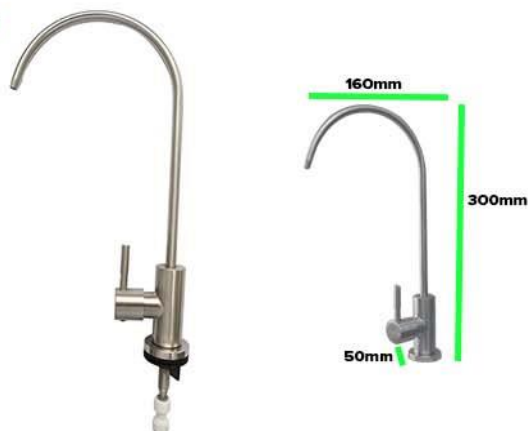
### 15020 SSS

SS Material  
Matte Stainless Steel  
With Hot and Cold Hose  
Dimension:  
140mmx140x40mm

## DRINKING WATER FAUCET

### 15100 SSS

Cold Tap, Stainless Steel  
Material Matt SS Finish  
Dimension:  
300mmx160mm50mm





**GIANO MERCHANDISING**  
Finishing Hardware Specialist



## KITCHEN FAUCET

**15072**

Sink Mounted Kitchen Faucet Mixer  
(Hot and Cold Compatible)

Brass Material

Matte Black Finish

1/2"x1/2"

Comes With Supply Hose

Dimension:

300mmx200mmx50mm



## WALL FAUCET

**1770**

Forging Brass

5" long from wall to spout

Resistance 200 PSI (16 Bar)

Anti-Bacteria

Polymer cap & strainer



## BIG WALL FAUCET 2 IN 1

**1861**

Dual Valve Control

Faucet Two Outlets have Independent

Switch can be Independently Control

Solid Stainless Steel 304 Material,

Forged Brass Body.

In Polish Stainless Finish

Dimension;

90mmx70mmx70mm



## WASH BASIN FAUCET

**1801**

High quality single cold tap wash basin faucet

Material - Body: Forged Brass Chrome Plate

Cap: Polymer

Handle: Zinc Alloy Chrome Plate

Ceramic Valve: Ceramic Brass

Filter Cartridge: SUS304+Brass

Dimension:

150mmx140mmx40.5







## LAVATORY MIXER

**40311**

Solid Brass Material  
Matt Black Finish  
With 2pcs supply Hose  
Dimension:  
160mmx180mmx50mm

## LAVATORY MIXER

**14014**

Brass Material  
Finish/Colour: Matte Black Finish  
With Hot and Cold Hose  
Dimension:  
170mmx230mmx50mm



## LAVATORY MIXER

**14015**

Brass Material  
Finish/Colour: Matte Black  
With Hot and Cold Hose  
Dimension:  
170mmx230mmx50mm



## LAVATORY MIXER

**10311**

Hot & Cold Hose  
Solid Brass Material  
Dimension:  
170mmx150mmx60mm







**GIANO MERCHANDISING**  
Finishing Hardware Specialist



## WASHING MACHINE VALVE

**1710**

Polish Stainless Finish  
Designed to have a Special Filter  
With Coupling Hose Connector  
Easy to Remove  
With Stainless 304 Filter Cartridge  
Dimension:  
80.5mmx50.5mmx40mm

## SHOWER VALVE

**1781**

Cold Tap Shower Tap  
Body: Forged Brass + Polish Stainless  
Handle: Zinc Alloy + Polish Stainless  
Screw: SUS304  
Cap: Polymer  
Ceramic: Ceramic + Brass  
CVS: Polymer  
C-Ring: SUS304  
Wall Cover: SUS304



## DOUBLE ANGLE VALVE

**1731 (1/2x1/2")**

Full Bore  
Forging Brass Material  
Pressure Resistance  
Polymer Cap  
Anti Bacterial  
Dimension:  
60mmx60mmx40mm

## 3 WAY 2 ANGLE VALVE

**1741 (1/2x1/2")**

Body: Forged Brass  
Brass+Chrome Plate  
Ball: Brass+Chrome Plate  
Stem: Brass  
Handle: ABS+Chrome Plate  
C-Ring: SUS304  
CVS: Polymer  
PTFE Valve Seat: Pure PTFE  
Dimension:  
50mmx100mmx40mm





**GIANO MERCHANDISING**  
Finishing Hardware Specialist




## SINGLE ANGLE VALVE 1721

Body: Forged Brass  
Ball Stem: Brass  
Gland Nut: Brass  
Teflon: Pure PTFE  
Cap: Polymer  
Handle Serie II: Zinc Alloy  
Wall Cover: SUS304  
Dimension:  
60mmx90mmx40mm



## DOUBLE ROBE HOOK 14097

Brass Material  
Polish Stainless Finish  
Concealed Screw Design  
Dimension:  
50mmx80mmx50mm



## TOWEL BAR 19043

Stainless Steel  
304 Material  
24' Length  
Dimension;  
600mmx50mm

## TOWEL RACK 24"

**14096**  
Brass Material  
Polish Stainless Steel Finish  
Concealed Screws  
Dimension:  
600mmx210mmx100mm






**GIANO MERCHANDISING**  
Finishing Hardware Specialist



## SOAP DISPENSER

**14011**

Stainless Steel Material  
400ml capacity  
Dimension:  
150mmx120mmx90mm



## TISSUE PAPER HOLDER

**19042**

Tissue Paper Holder  
Stainless Steel 304 Material  
Matte Stainless Finish  
With Lid Cover  
Dimension;  
130mmx130.5mmx50mm



## TISSUE PAPER HOLDER

**14099**

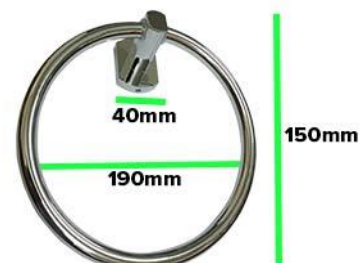
Brass Material  
Polish Stainless Finish  
With Lid Cover  
Dimension:  
160mmx190mmx40mm



## TOWEL RING

**14095**

Brass Material  
Polished Stainless Finish  
Dimension:  
150mmx40mm, 190mm in Diameter







## BOTTLE TRAP

**8901**

With Bottle Trap for Easier  
Disposing of Waste  
Polish Stainless Finish  
Dimension:  
140mmx250mm

## POP-UP SINK DRAIN

**8908**

Pop-Up Drain with Overflow  
Solid Brass Material  
Polish Stainless Finish  
Dimension:  
220mmx70mm



## POP-UP SINK DRAIN

**4098**

Pop-Up Drain with Overflow  
Solid Brass Material  
Matt Black Finish  
Dimension:  
220mmx70mm



## LINEAR FLOOR TILE DRAIN

**6068**

Material: Stainless Steel 304 with odor-free drain  
70mm width  
Can be used as tile insert to present a cleaner and more modern look  
Dimension: 600mm x 70mm


Colour:  
Matte Black  
Stainless Steel

## LINEAR FLOOR TILE DRAIN

**10068**

Material: Stainless Steel 304 with odor-free drain  
70mm width  
Can be used as tile insert to present a cleaner and more modern look  
Dimension: 1000mm x 70mm

Color:  
Matte Black  
Stainless Steel



## LINEAR FLOOR TILE DRAIN

3' width

Can be Used as Tile Insert to Prevent  
A more Clean and Modern Look  
SUS 304 Material  
With Odor Free Drain

Dimension:  
400mmx80mm  
600mmx80mm



**GIANO MERCHANDISING**  
Finishing Hardware Specialist



## TELEPHONE SHOWER

**43075**

Stainless Steel 304 Material  
Polish Stainless Finish  
With 1.5 Meter SS Hose  
And Movable Holder

## BIDET SET

**8776**

Lightweight Bidet Set  
Stainless steel Material 304  
With 1.5 Meter Stainless  
Hose and Holder

Stainless  
Matt Black



PLASTIC MATERIAL  
NOZZLE HEAD

STAINLESS HOSE  
MATERIAL



## RINSING SPRAY BIDET S2

High Quality PVC Nozzle, 1.2-meter  
Stainless Steel 304 hose  
Good pressure resistance  
- 360-degree rotating hose

## SHOWER HOSE

1.5-meter length

SUS 304 material with 1/2"x1/2" Brass nut  
Compatible as a replacement hose







## TILE INSERT FLOOR DRAIN STRAINER

**1402 (4X4")**

Stainless Steel 304

Odor Free

With Brass Spout Cover

Dimension:

100mmx100mm

## TILE INSERT FLOOR DRAIN STRAINER

**1404 (4x4")**

With Odor Free Spout

Can be Reversed and Put


Tiles on the Drain

Brass Material

Matt Black Finish

Diameter:

100mmx100mm



## TILE INSERT FLOOR DRAIN STRAINER

**1538 SS (4x4")**

Tile Insert Floor Drain

With Odour Free Spout

Can be Reversed and

Put Tiles on the Drain

Brass Material

Polished Stainless Finish

Dimension:

100mmx100mm

## TILE INSERT FLOOR DRAIN STRAINER

**1538 MBK (4x4")**

With Odor Free Spout

Can be Reversed and Put

Tiles on the Drain

Brass Material

Matt Black Finish

Diameter:

100mmx100mm





**GIANO MERCHANDISING**  
Finishing Hardware Specialist



## TOWEL RACK


**40110**

Brass Material  
Matte Black  
Powder Coat  
Concealed Screw  
Dimension:  
600mmx210mm, 100mm

## TOWEL BAR 24'

**40109**

Brass Material  
Matte Black Powder Coat  
Concealed Screw  
Dimension:  
600mmx50mm



## TOWEL RING

**40907**

Brass Material  
Matte Black Powder Coated  
Concealed Screw  
Dimension:  
150mmx40mm, 190mm in Diameter

## TISSUE PAPER HOLDER

**40906**

Solid Brass Material  
Matte Black Finish  
Wid Lid Cover  
Dimension:  
160mmx190mmx40mm





## EXPOSED RAIN SHOWER

**F6111147C**

Single Handle Wall Mounted Shower Bar With Spout  
Brass Body, Kerox 35mm ceramic Cartridge  
SS 1.5 Meter Shower Hose 8" Shower Head

## BUILT-IN-BATH SHOWER MIXER

**F89103C-A**

Brass Body  
Kerox 35mm Ceramic Cartridge  
SS 1.5meter Shower Hose 8" ABS Shower Heads  
Flow Rate: 12L/min@0.3MPa





## BATHTUB HANDGRIP

**D751C**

Solid Brass Material With Basket

Dimension:

421mmx112mm,135 Degree



## GLASS SHELF HOLDER

**D7733C-1**

Installation: Wall Mounted

Material: Stainless Steel

Shelf Material: Glass

Made in Germany

Dimension: 450mmx120mm



## TOWEL BAR

**D7394-C**

Stainless Steel

Material in Polish

Dimension:

590mmx90mm

## ROBE HOOK

**D7509CP**

Solid Brass Material

Polished Finish

Dimension:

62mmx42.5mm





## BASIN MIXER FAUCET

**F1931147C**

Brass Body

Kerox Ceramic Cartridge

650mm M10xG1/2 SS Inlet hose 2pcs.

Neoparl Rub Clean Aerator

Flow Rate: Spout  $\leq 7.5\text{L/min@0.1MPa}$

## REVERSIBLE MIRROR

**M8121**

Solid Brass Material


Heavy Duty

Up to 3x Magnification

Dimension:

300mmx200mm,

200mm Mirror in Diameter



## TOWEL RACK

**D7117C-4**

Polish Stainless Steel Finish

Dimension

550mmx225mm,x129mm

## PVC SHOWER HOSE

**P7210N**

1.5 Meter in Length

1/2' x 1/2'





**GIANO MERCHANDISING**  
Finishing Hardware Specialist




## FLEXIBLE HOSE

For use in Water Supply  
Stainless Steel 304  
12inch" - 300mm  
16inch" - 400mm  
20inch" - 450mm  
24inch" - 600mm

## STAINLESS GRAB BAR

25mm Diameter  
with screws

Sizes:  
12"  
18 "  
24"



## BIB COCK

**1072**

Full Bore  
Forged Brass Material, Nickel Plating  
Pressure Resistance: 200 PSI (16 Bar)  
Aluminum die cast handle  
With hose connector

## CLEAN OUT VALVE

Comes with 4" PVC Pipe  
Full Bore  
Forging Brass Material  
Minimum Pressure: 5 PSI (0.3 Bar)







## FIXED GLASS WALL TO GLASS

**4545**

Glass thickness 10-12mm

45mm x 45mm

Available:

Matte Black

Stainless Satin

## WALL TO GLASS SHOWER HINGE

**981**

Glass thickness 10-12mm

45mm x 45mm

Matte Black Finish



## SHOWER GLASS HANDLE

**6056**

Stainless 304 Material

200mm x 400mm

For glass 10-12mm Thickness

The Perfect Complement to your Shower Glass Enclosures

Available:

Matte Black

Stainless Finish

## WALL TO GLASS SHOWER HINGE

**MYS09**

Door thickness: 10-12mm

Door width: 800-1200mm

Bearing weight: 50kg

Finish:

Matt Stainless

