



Rookwood[®]

TILE COLLECTIONS



FALL 2020



MADE IN

THE UNITED STATES

SINCE 1880



P. 06

OUR HISTORY

P. 08

OUR PROCESS

P. 10

INSPIRING SPACES

P. 78

HANDPAINTED TILES

P. 80

TILE SHAPE INDEX

P. 92

QUICK SHIP TILE

P. 104

GLAZE COLORS

P. 108

HOW TO WORK WITH US

The image you see is a close up view of our *Kawah* glaze—inspired by the Kawah Ijen volcano in Indonesia, where the natural marvel of deep orange lava burning flames in vibrant blue hues can only be seen at night.

OUR HISTORY

Our founder was a *trailblazer* in the ceramics industry.

We strive to uphold her legacy by creating the same handcrafted luxury tile we have been trusted to make for well *over a century*.

➤ The *Norse Room* (pictured) was designed in 1909 by renowned Rookwood artist, John Dee Wareham.

Maria Longworth-Storer, our founder, poses for a photo in her acclaimed pottery studio.



HUMBLE BEGINNINGS

Using the same artisanship for producing pottery, Rookwood began handcrafting ceramic tile in 1902. Great acclaim grew after Rookwood artists designed several stations on the New York City Subway line, leading to expansive opportunities including grand hotels such as the Vanderbilt in New York.

Exquisite glazes and impeccable craftsmanship in tile set Rookwood apart, culminating in a Gold Medal at the 1904 St. Louis World's Fair. Rookwood soon created entire rooms tiled from floor to ceiling, from the Norse Room at Pittsburgh's Fort Pitt Hotel to the Rathskeller in Louisville's Seelbach Hotel, and more.

Rookwood re-launched our tile collections in 2006 with new shapes, patterns, and glaze colors, as well as tile designs created from original Rookwood molds. Today, Rookwood offers a multitude of tile designs to compliment every project.

PASSION | *IN* |

We put our passion to work in every step of our *handcrafted process* to bring you durable and dynamic stoneware tiles for any project.

PROCESS

1 *Development & Molding*

All new or custom tile developments begin the production process in our Mold Department. Rookwood's expert mold makers turn sketches and renderings of tile shapes into three-dimensional plaster dies. These dies are used to press our signature clay formula into shape.

2 *Pressing & Firing*

Our tile is produced with 30, 60, and 90-ton presses, allowing for maximum compaction of the clay. After pressing, the tile's shape is hand-cut to perfection and prepared for bisque firing in our kiln where all chemically bonded water has been removed from the clay to ensure the highest level of durability.

3 *Prepping & Glazing*

The bisque firing creates a ceramic material that is ready for glaze color to be applied. Our glaze artists apply Rookwood's proprietary formulas, made up of minerals and elements found right in the earth.

4 *Finishing & Final Firing*

The second firing brings the clay and glaze to their final form. The kiln fires to a high temperature to ensure the clay body is no longer porous and the glaze achieves a glass-like finish.

Want to see more behind-the-scenes peeks?

Follow us on Instagram! [@RookwoodTile](#)





► **DESIGN TIP** Wall-mounted hardware, like the pot filler installed above this range, may seem intimidating to take on. However, our durable, handcrafted tile is up for the challenge.





VISUAL SYMPHONY

The textures of our *Jazz Series* tiles make this neutral powder room sing.



► Design by Eric Ross Interiors
Photo by Evin Photography



INSPIRED BY THE EVERYDAY

Inspired by plaid textiles, this designer used a *simple shape* and *vibrant colors* to make this space feel like a country haven.





MIX IT UP

Don't be afraid of color! It's one of the simplest ways to showcase your unique personality in any space.



➤ **Quick Ship Tile**

All tiles on pages 24 & 25 are from our *Quick Ship Collection*. See page 92 for more information.



DEEP IN SPACE

Our *Nebula* glaze, used here in this cozy restaurant space, brings a rich warmth when paired with wooden tones.

As seen on the cover of this catalog, when viewed up close, this glaze reveals exquisite *glittering details* that add incredible depth to one of our favorite local eateries.



DELICATE TEXTURE

This modernist home is complemented by the *textured surface* of our *Selene* tile in a beautiful neutral glaze.

› **DESIGN TIP** Flip the subway tile trend on its head by exploring alternative layouts and surface textures. This kitchen soldier-stacks our *Selene* tiles vertically to create a fresh new take on a modern staple.







PATTERN IS EVERYTHING

This space is made unforgettable with the unique shape and texture of our *Tortuga* tile as the focal point of the space.



DESIGN TIP

Switch up the pattern on perpendicular walls to add even more interest to your focal space.







OUT OF THIS WORLD

The relief of our *Reverie Series* brings the deep green of our *Nebula* glaze to the forefront of this luxe rooftop bar.



ALL IN THE DETAILS


This home brings the outdoors in with natural stone walls, ample natural light, and *handcrafted ceramic tile*, made from materials sourced right from our earth.



DESIGN TIP

Create visual interest by adding a tile from our *Decorative Accents Collection* to a small section of Square tiles.

Available in a variety of sizes and styles, these tiles are a simple way to adapt an installation to suit your style. See more on page 86.



CLASSIC SHAPE, MODERN EDGE

Explore the multi-level geometric edge of our *Penrose Hex* tiles, found in our *Geometric Collection*.

➤ The variation of our *Moonlit* glaze adds depth and dimension to this office kitchenette.



SUNNY INFLUENCE

This bathroom embraces modern vintage style with wall-mounted sink hardware and the retro warmth of our *Citrine* glaze.



► **DESIGN TIP** A bullnose edge offers the perfect transition from surface to surface. A single bullnose edge is used on 6×6 tiles above to top off this elegant installation. See page 94 for more details.

MAKE IT YOURS

Ranging in size from 2x2 to 12x12, our *Decorative Accent* tiles offer the perfect accent piece to complete your installation.

A variety of these tiles are available in *handpainted colorways*, adding another level of customization to your installation. See page 86 for more details and to view the full collection.

► *Want to see more?*

Flip to the next page to see these tiles in action, or page 86 to view the full *Decorative Accents Collection*.

➤ *Design by Tiffany Skilling Interiors*
Photo by Ash & Co. Creative









SIGNATURE SHAPES

With deep rippling relief, our *Reverie Series* allows you to create contrast through a combination of dark and light glaze colors.





➤ This space uses our *Penrose Hex* tiles in a unique pattern to create channels of dimension through this installation.





➤ *Need it fast?*

This tile shape and color are available in our *Quick Ship Collection*. Learn more on page 92.










COPPER HUES

This installation uses various tiles from our *Decorative Accents Collection* to draw immediate focus to this cozy space.



➤ **DESIGN TIP**

Use a highly varying glaze (like *Copper Canyon*, shown here) to bring beautiful depth to a small installation from the contrast naturally formed during firing.

Rookwood offers a selection of tiles from our *Decorative Accents Collection* (pages 86-91) in handpainted colorways.
See the fascinating steps a single tile must go through in the handpainted process below!

HANDPAINTED



Greenware Tile



Bisque-fired Tile



Handpainted Tile



Final Fired Tile

ARTISANSHIP

Ready to add an additional element of artistry to your installation?
Our Design Services are available to help make your dream a reality.

Get in touch with us today to get started!



BACKSPLASH
CHESAPEAKE SERIES
ARCHITECTURAL DRAWING

DESIGN SERVICES

TILE SHAPE INDEX

P. 82

GEOMETRIC
COLLECTION

P. 92

QUICK SHIP
COLLECTION

P. 84

SIGNATURE
COLLECTION

P. 94

TRIM &
FINISHES

P. 86

DECORATIVE
ACCENTS

P. 102

FIREPLACE
ELEMENTS

This is a close up view of our *Reflect* glaze. With a reflective surface and metallic crystallization, this glaze brings a modern mood to any space.







Geometric Collection

The Geometric Collection includes many classic yet unexpected angular shapes that are always on trend.








Most tiles come in both 3/8" and 5/8" depths; please see denotations for exceptions.

This collection is priced by square foot. Please contact your Rookwood Sales Representative for more information.

Rectangle Field Series

 6x9 F0906 2.7 tiles/sq ft	 4x8 F0804 4.5 tiles/sq ft	 2x10 F1002 7.2 tiles/sq ft	 1x8 F0801 18 tiles/sq ft
 6x8 F0806 3 tiles/sq ft	 3x8 F0803 6 tiles/sq ft	 2x8 F0802 9 tiles/sq ft	 1x6 F0601 24 tiles/sq ft
	 3x6 F0603 8 tiles/sq ft	 2x6 F0602 12 tiles/sq ft	 1x4 F0401 36 tiles/sq ft
		 2x4 F0402 18 tiles/sq ft	 1x3 F0301 48 tiles/sq ft
			 1x2 F0201 72 tiles/sq ft

Square Field Series

 10x10 F1010 1.4 tiles/sq ft	 8x8 F0808 2.3 tiles/sq ft	 6x6 F0606 4 tiles/sq ft	 4x4 F0404 9 tiles/sq ft	 3x3 F0303 16 tiles/sq ft	 2x2 F0202 36 tiles/sq ft	 1x1 F0101 144 tiles/sq ft
--	---	---	--	--	--	---

Triangle Series

 2" Triangle FTR102 72 tiles/sq ft
 3" Triangle FTR103 32 tiles/sq ft
 4" Triangle FTR104 18 tiles/sq ft

Diamond Series

 6" Half Diamond FTR106 28 tiles/sq ft
 6" Diamond FDIA06 14 tiles/sq ft

Penrose Hex Series

 7" Penrose Hex Ascending 10317-HEX 5 tiles/sq ft	 7" Penrose Hex Descending 10318-HEX 5 tiles/sq ft
--	---

Hexagon Series

 7" Hexagon FHEX07 5 tiles/sq ft	 4" Hexagon FHEX04 14 tiles/sq ft
---	--

Octagon Series

 7" Octagon FOCT07 3 tiles/sq ft* *Must be used with 3x3 Square	 3x3 Square F0303
--	--

Vice Versa Series

 Vice Versa A 2.875x7.375 40070 9 tiles/sq ft	 Vice Versa B 2.875x7.375 40071 9 tiles/sq ft
--	--

Signature Collection

This collection includes the many signature Rookwood shapes that pattern together to create beautiful visual landscapes in your space. Most tiles come in both 3/8" and 5/8" depths; please see denotations for exceptions. This collection is priced by square foot. Please contact your Rookwood Sales Representative for more information.

Oasis Series



Oasis
3x12
40064
5 tiles/sq ft



Oasis Straight
3x12
40067
5 tiles/sq ft



Oasis Petite
1.75x6
40065
20 tiles/sq ft



Oasis Ripple Straight
3x12
40069
5 tiles/sq ft

Starburst Series



Starburst
7.75x7.75
40052
3 tiles/sq ft*
*Must be used with Petite



Starburst Petite
3x3
40053
18 tiles/sq ft (Alone)
4 tiles/sq ft (Paired with Starburst)



Starburst Ripple
7.75x7.75
40054
3 tiles/sq ft*
*Must be used with Petite



Starburst Ripple Petite
3x3
40055
18 tiles/sq ft (Alone)
4 tiles/sq ft (Paired with Starburst)

Reverie Series



Reverie
6x6
40057
4 tiles/sq ft*
*Must be used with Peel



Reverie Peel
1.75x5
40058
8 tiles/sq ft*
*Must be used with Reverie

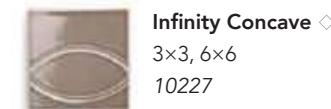
Infinity Series



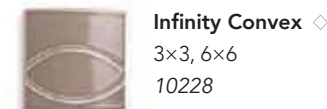
Infinity Blanc Concave
3x3, 6x6
10225



Infinity Blanc Convex
3x3, 6x6
10226



Infinity Concave
3x3, 6x6
10227



Infinity Convex
3x3, 6x6
10228



Infinity Deco Concave
3x3
10229



Infinity Deco Convex
3x3
10230

16 tiles/sq ft for 3x3 size, 4 tiles/sq ft for 6x6 size.



Tortuga
5.5x7.75
40077
7 tiles/sq ft



Tanga
7.375x7.375
40078
5 tiles/sq ft



Zing
7x7
40056
8 tiles/sq ft



Selene
3x6
40059
8 tiles/sq ft



Chevron
6x6
40117
4 tiles/sq ft



Champetre Blanc
6x6
40040
4 tiles/sq ft

Jazz Series



Jazz Clef
6x6
10220
4 tiles/sq ft



Jazz Reprise
6x6
10221
4 tiles/sq ft



Jazz Bridge
6x6
10222
4 tiles/sq ft



Jazz Rhythm
6x6
10223
4 tiles/sq ft



Jazz Intro
6x6
10224
4 tiles/sq ft



Jazz Subway
3x6
10272
8 tiles/sq ft



Jazz Corner
3x3
10273
16 tiles/sq ft



Jazz Subway Bullnose
3x6
10272-FLB
Bullnose edges priced per piece.



Jazz Corner Bullnose
3x3
10273-CBN
Bullnose edges priced per piece.

Linwood Series



Linwood Ginkgo
8x8
40041
3 tiles/sq ft



Linwood Maple
8x8
40042
3 tiles/sq ft



Linwood Oak
8x8
40043
3 tiles/sq ft



Linwood Whimsical
8x8
40044
3 tiles/sq ft

Decorative Accents

These tiles come in a variety of styles and sizes and are the perfect way to personalize your installation with your own unique style. They look great included with a large field of tile, adding the perfect accent to draw the eye in. Most tiles come in both 3/8" and 5/8" depths; please see denotations for exceptions. This collection is priced per piece. Please contact your Rookwood Sales Representative for more information.

A selection of tiles in this collection are available in both single glazed and handpainted. See the denotation below to identify them.

Small Accents



Juliet ☺ /
2x2, 3x3, 4x4
40106



Figaro ☺ /
2x2, 3x3, 4x4
40107



Gatsby ☺ /
2x2, 3x3, 4x4
40109



Eros ☺ /
2x2, 3x3, 4x4
40148



Ida
4x4
40072



Jubilee ☺
2x2, 3x3, 4x4
40097



Guinevere ☺
2x2, 3x3, 4x4
40093



Celestial ☺
2x2, 3x3, 4x4
40098



Stuart ☺ /
2x2, 3x3, 4x4
40105



Petra ☺
3x6
40147

Large Accents



Boleyn ☺ /
6x6
40180



Beau ☺ /
6x6
40110



Darwin ☺ /
6x6
40118



Fiori ☺ /
8x8
40129

Cambridge Series



Cambridge A ☺ /
2x2, 3x3, 4x4
40101



Cambridge B ☺ /
2x2, 3x3, 4x4
40102

Prelude Series



Prelude Rosette ☺ /
4x4
40092



Prelude Leaf /
4x4
40091



Prelude Blanc /
4x4
40090

Celtic Knot Series



Castleknock ☺ /
6x6
40115



Drumcliff ☺ /
6x6
40116



Avelin ☺ /
6x6
40128

Champetre Series



Champetre Bruno A ◆
6x6
40036



Champetre Amelie A ◆
6x6
40037



Champetre Bruno B ◆
6x6
40038



Champetre Amelie B ◆
6x6
40039

See page 85 for *Champetre Blanc*, the perfect pairing for these Decorative Accent tiles.

Tree of Life Series



Tree of Life ☺ /
8x8, 12x12 ◆
40137

Grove Bunny



Grove Bunny ☺ / ◆
6x6
40132

Revival Series



Revival Cardinal /
6x6
40014



Revival Blue Jay /
6x6
40015



Revival Rook /
6x6
40012



Revival Robin /
6x6
40013



Revival Classic A /
6x6
40011



Revival Classic B /
6x6
40010



Revival Classic Liner /
6x2
40022



Revival Classic Corner /
2x2
40023

Ashbee Series



Ashbee Blossom ☺ / ◆
6x6
40130



Ashbee Flora ☺ / ◆
6x6
40131

Sonata Series



Sonata Rosette ☺ /
6x6
40121



Sonata Blossom ☺ /
6x6
40122

Mimosa Series



Mimosa Peach /
6x6
40021



Mimosa Pear /
6x6
40019



Mimosa Cherry /
6x6
40017

Whitman Rook Series



Whitman Rook A ☺ /
6x6
40126



Whitman Rook B ☺ /
6x6
40127

Iroquois Series



Iroquois A ☺ /
6x6
40119



Iroquois B ☺ /
6x6
40120



Mimosa Apple /
6x6
40018



Mimosa Lemon /
6x6
40020




Mimosa Classic /
6x6
40016

Eden Rose Series




Eden Rosette  /
6x6
40123



Eden Stem  /
6x6
40124



Eden Base  /
6x6
40125

Rousseau Series



Rousseau G /
9x6
40175



Rousseau A /
9x6
40046



Rousseau E /
9x6
40173



Rousseau H /
9x6
40176



Rousseau B /
9x6
40045



Rousseau F /
9x6
40174

Alternate Pattern Options

Alternate Rousseau A, C, and D tiles to customize or expand the top middle section of this pattern.



Rousseau C /
9x6
40171



Rousseau D /
9x6
40172

Chesapeake Series



Chesapeake Flora A /
6x6
40029



Chesapeake Cattail A /
6x6
40004



Chesapeake Iris A /
6x6
40031



Chesapeake Dragonfly /
3x6, 6x6
40033



Chesapeake Flora B /
6x6
40007



Chesapeake Cattail B /
6x6
40005



Chesapeake Iris B /
6x6
40032



Chesapeake Bee /
3x6, 6x6
40035



Chesapeake Flora C /
6x6
40008



Chesapeake Cattail C /
6x6
40006



Chesapeake Iris C /
6x6
40030



Chesapeake Butterfly /
3x6, 6x6
40034




Chesapeake Flora D /
6x6
40009




Chesapeake Flora Band /
6x2.5
40047

Rhapsody Series




Rhapsody A  /
6x6
40112



Rhapsody B  /
6x6
40113



Rhapsody C  /
6x6
40114

Quick Ship Collection

Do you have a quick turnaround on your project? Now, you don't have to sacrifice quality to meet your timeframe. Meet our Quick Ship Collection—choose from 6 glazes, 5 shapes, and get it shipped to you in just 4 weeks. Please contact your Rookwood Sales Representative for more information on pricing.



6 COLORS, 5 SHAPES, 4 WEEKS

Our Quick Ship Collection offers *beauty* and *function*—within the timeframe you need.

6 Colors



Lagoon Gloss



Fern Matte



Glacier Gloss



Roman White Matte



Windsor Matte



Windsor Gloss

5 Shapes



4x4 Square




6x6 Square



4" Hexagon



3x6 Rectangle



2x6 Rectangle

GET INSPIRED

Take a look at pages 24, 25, 48, and 68 for more examples of our Quick Ship Collection in action!

Trim & Finishes

Our Trim & Finishes collection encompasses everything you need to add a polished look to your installation. Explore our vast collection of handcrafted liners, moldings, bullnose, and glazed edges to easily transition your installation from surface to surface. This collection is priced per piece. Please contact your Rookwood Sales Representative for more information.

Bullnose Edge Options

A bullnose edge adds a rounded finish to the edge of a tile and is used in installations to transition to another material on a wall, around corners, inside corners, and more. The dark grey edges in the examples below indicate where a bullnose edge can be applied. The below example shows a 3x6 tile. Many more sizes and shapes are available, ask your Rookwood Sales Representative for more information.



Single Bullnose Short



Double Bullnose Short



Corner Bullnose Left



Single Bullnose Long



Double Bullnose Long



Corner Bullnose Right

Glazed Edge Options

A glazed edge brings your selected color to the edge of a tile and is used in installations to transition to another material on a wall, around corners, inside corners and more. The dark grey edges in the examples below indicate where a glazed edge can be applied. Ask your Rookwood Sales Representative for more information on glazed edges.



Single Edge Short



Single Edge Long



Corner Edge Left



Corner Edge Right

RP Insignia Tiles

RP Insignia tiles authenticate your installation as true Rookwood. Two RP Insignia tiles are complimentary with your order of 3 or more square feet. See below for our entire offering, and search for the RP Insignia denotation on the previous pages. Two examples are shown below. Please ask a Rookwood Sales Representative for more information.



Square – Horizontal Set
2x2, 3x3, 4x4, 6x6



Square – Vertical Set
2x2, 3x3, 4x4, 6x6

AVAILABLE SHAPES

SKU	SERIES	SHAPE	ORIENTATION	KEY	
F0602-FRPL	RECTANGLE <small>p.82</small>	2x6	Horizontal	◇	
F0603-FRPL		3x6	Horizontal		
F0202-FRPL	SQUARE <small>p.82</small>	2x2	Horizontal		
F0202-DRPL			Vertical		
F0303-FRPL		3x3	Horizontal		
F0303-DRPL			Vertical		
F0404-FRPL		4x4	Horizontal		
F0404-DRPL			Vertical		
F0606-FRPL		6x6	Horizontal		
F0606-DRPL			Vertical		
FDIA-06-RPH		DIAMOND <small>p.83</small>	6"	Horizontal	◇
FDIA-06-RPV				Vertical	◇
FHEX-04-RPH	HEXAGON <small>p.83</small>	4"	Horizontal	◇	
FHEX-04-RPV			Vertical	◇	
FHEX-07-RPH		7"	Horizontal	◇	
FHEX-07-RPV			Vertical	◇	
40070-RPH		VICE VERSA <small>p.83</small>	A	Horizontal	◇
40070-RPV				Vertical	◇
40071-RPH	B		Horizontal	◇	
40071-RPV			Vertical	◇	
40053-RP	STARBURST <small>p.84</small>	3x3 Petite	Horizontal	◇	
40057-RPH	REVERIE <small>p.84</small>	6x6	Horizontal	◇	
40057-RPV		6x6	Vertical	◇	
40077-RP	TORTUGA <small>p.85</small>	5.5x7.5	Horizontal	◇	
40078-RP	TANGA <small>p.85</small>	7.375x7.375	Horizontal	◇	
40056-RP	ZING <small>p.85</small>	7x7	Horizontal	◇	

SYMBOL KEY: ◇ RP Insignia Tile available in 3/8" Depth Only

Eros Liner .875"d



Eros A ☺ /
6"w × 3"h
40152



Eros B ☺ /
6"w × 3"h
40153

Penelope Liner .625"d



Penelope ☺ /
6"w × 2"h
40164

Quarter Round Liner .375" d (Exception: 8", see below)



Quarter Round Liner
4"w, 6"w
45015



Quarter Round Liner
8"w × .625"d
45015

Legacy Rope Liner 1"d (Exception: Rope Corner, see below)



Rope A ☺ /
6"w × 2"h
40157



Rope Center ☺ /
6"w × 2"h
40159



Rope B ☺ /
6"w × 2"h
40158



Rope Corner ☺ /
2"w × 2"h × 1.25"d
40160

Avenue Liner .5"d



Straight
8"w × .5"h
45012-MLD



Stop End
8"w × .5"h
45012-SE



Frame Corner
2.5"w × .5"h
45012-FC

Classic Liner 1.5"d



Straight
10"w × 2"h
45009-MLD



Stop End
10"w × 2"h
45009-SE



Frame Corner
4"w × 2"h
45009-FC

Belcourt Liner .5"d



Straight
8"w × .5"h
45014-MLD



Stop End
8"w × .5"h
45014-SE



Frame Corner
2.5"w × .5"h
45014-FC

Classic Pencil Liner .5"d



Straight
8"w × .5"h
45011-MLD



Stop End
8"w × .5"h
45011-SE



Frame Corner
2.5"w × .5"h
45011-FC



Outside Corner
2.5"w × .5"h
45011-OC

Firefly Liner .5"d



Straight
8"w × .5"h
45013-MLD



Stop End
8"w × .5"h
45013-SE



Frame Corner
2.5"w × .5"h
45013-FC

Madona Liner 1.375"d



Straight
10"w × 1.25"h
45010-MLD



Stop End
10"w × 1.25"h
45010-SE



Frame Corner
3.25"w × 1.25"h
45010-FC

Beatrice Molding 1.375"d

Bellamy Molding 1.375"d

Jensen Molding 1.125"d

Longworth Molding 1.675"d

Melrose Molding 1.375"d

Royce Molding 1.375"d



Straight
10"w x 2.75"h
45002-MLD



Straight
10"w x 4"h
45004-MLD



Straight
10"w x 4"h
45005-MLD



Straight
10"w x 3"h
45003-MLD



Straight
10"w x 2.5"h
45006-MLD



Straight
10"w x 2"h
45007-MLD



Inside Corner
3.375"w x 2.75"h
45002-IC



Inside Corner
3.375"w x 4"h
45004-IC



Inside Corner
3.125"w x 4"h
45005-IC



Inside Corner
3.675"w x 3"h
45003-IC



Inside Corner
3.375"w x 2.5"h
45006-IC



Inside Corner
3.375"w x 2"h
45007-IC



Outside Corner
3.375"w x 2.75"h
45002-OC



Outside Corner
3.375"w x 4"h
45004-OC



Outside Corner
3.125"w x 4"h
45005-OC



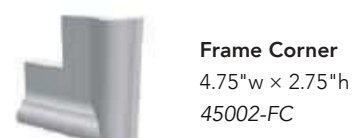
Outside Corner
3.675"w x 3"h
45003-OC



Outside Corner
3.375"w x 2.5"h
45006-OC



Outside Corner
3.375"w x 2"h
45007-OC



Frame Corner
4.75"w x 2.75"h
45002-FC



Frame Corner
6"w x 4"h
45004-FC



Frame Corner
6"w x 4"h
45005-FC



Frame Corner
5"w x 3"h
45003-FC



Frame Corner
4.5"w x 2.5"h
45006-FC



Frame Corner
4"w x 2"h
45007-FC



Right Stop End
*10.6875"w x 2.75"h
45002-RSE



Right Stop End
*10.625"w x 4"h
45004-RSE



Right Stop End
*11.125"w x 4"h
45005-RSE



Right Stop End
*10.875"w x 3"h
45003-RSE



Right Stop End
*10.75"w x 2.5"h
45006-RSE



Right Stop End
*11"w x 2"h
45007-RSE



Left Stop End
*10.6875"w x 2.75"h
45002-LSE



Left Stop End
*10.625"w x 4"h
45004-LSE



Left Stop End
*11.125"w x 4"h
45005-LSE



Left Stop End
*10.875"w x 3"h
45003-LSE



Left Stop End
*10.75"w x 2.5"h
45006-LSE



Left Stop End
*11"w x 2"h
45007-LSE

Sinclair Molding 2.375"d

Sunday Molding 1.125"d

Garfield Molding 1.125"d

Findlay Molding .625"d



Straight
10"w x 1.5"h
45001-MLD



Straight
10"w x 1.5"h
45008-MLD



Straight
5.5"w x 2.75"h
10090-MLD



Inside Corner Cap Bullnose
6"h
10242-IC



Outside Corner Cap Bullnose
6"h
10242-OC



Inside Corner
4.375"w x 1.5"h
45001-IC



Inside Corner
3.25"w x 1.5"h
45008-IC



Frame Corner
5.5"w x 2.75"h
10090-FC



Inside Corner Cove
6"h
10241-IC



Outside Corner Cove
6"h
10241-OC



Cove Base
6"w x 6"h
10240-0606



Outside Corner
4.375"w x 1.5"h
45001-OC



Outside Corner
3.25"w x 1.5"h
45008-OC



Frame Corner
3.5"w x 1.5"h
45001-FC



Frame Corner
3.5"w x 1.5"h
45008-FC



Inside Corner Cove Base
6"h
10243-IC



Outside Corner Cove Base
6"h
10243-OC



Right Stop End
*10.3125"w x 1.5"h
45001-RSE



Right Stop End
*10.625"w x 1.5"h
45008-RSE



Left Stop End
*10.3125"w x 1.5"h
45001-LSE



Left Stop End
*10.625"w x 1.5"h
45008-LSE

MANTEL PIECES

Madison Mantel 7.25"d



Left Stop End
11.25"w x 5.5"h
10100-LSE



Middle
11.25"w x 5.5"h
10100-MID
Also Available in 10.25" w



Right Stop End
11.25"w x 5.5"h
10100-RSE

FIREPLACE SURROUNDS

Montgomery Surround 1"d



Middle
11"w x 3.125"h
10099-MID



Leg
2.75"w x 5.5"h
10099-LEG



Middle Left
5.5"w x 3.25"h
10099-MIL



Middle Right
5.5"w x 3.25"h
10099-MIR



Extension Left
5.5"w x 3.75"h
10099-EXL



Extension Right
5.5"w x 3.75"h
10099-EXR



Left Frame Corner
14"w x 8.25"h
10099-LFC



Right Frame Corner
14"w x 8.25"h
10099-RFC

COLUMN PIECES

Sinclair Column 3.5"d



Column Cap
11.25"w x 1.5"h
10096A



Column Base
11.25"w x 1.5"h
10096A

Dalton Column 2.25"d



Dalton Column
8.75"w x 6"h
10097

Kent H Column 2.13"d



Kent H Column
8.75"w x 6"h
10098

CORBELS

Oakley Corbel 3.5"d




Oakley Corbel
6"w x 6"h
10101

Hyde Park Corbel 3.375"d



Hyde Park Corbel
6"w x 6"h
10102



Explore our EVER-GROWING LIBRARY of

GLAZE COLORS

Our vast glaze library consists of color combinations and finishes that can't be found anywhere else. The best part? We are exploring new palettes and combinations every day.

Visit rookwood.com to view the full library

Are you a trade professional? Sample our tiles at Material Bank!





MAKE YOUR MARK

With our dedicated sales representatives, it's now *easier than ever* to get a custom installation in your space.

Our Design program allows you to work one-on-one with our team to ensure *every detail* of your project is covered.



Complete your space with custom color palettes developed to curate your aesthetic *inside and out*.



Call 513.381.2510 or email sales@rookwood.com for more information.



How to
WORK
WITH
US

1
Introduction

Reach out to our Rookwood Tile team today to get started! Schedule a Design Consultation to share the vision that you have for your space, and we will provide you with all of the necessary tools to get your plans in motion.

2
Design & Development

Our team will ask you to provide us with your space's measurements with the help of our trusty Dimension Guide. Any tile shape or glaze palette selections will be made during this phase.

3
Visualization

Let us bring your inspiration to life! Design Services are available to assist you with your project.

4
Deposit & Production

Once design decisions are finalized and your deposit is received, your order will enter into our handcrafted production process.

5
Delivery

Your order will be completed within the projected lead time provided based on the scope of the project, and we will send you updates along the way!

6
Installation

Your selections will be brought to life by your installer! We are here to answer questions along the way. Once your project is completed, we will follow up with you to ensure you had a great experience using Rookwood Tile.

READY TO GET STARTED?

Call **513.381.2510** or email sales@rookwood.com
to schedule your consultation today!

CREDITS & DETAILS

Cover:
Selene in Barbary Coast

Page 10 / 11:
Reverie Series, Sunday Molding and 3x6 Rectangle in Glacier

Page 12 / 13:
7" Hexagon in Porcelain

Page 14 / 15:
Tortuga in Spark, Glacier, and Marina

Page 16:
6x9 Rectangle in Bungalow

Page 17:
Jazz Bridge in Bungalow

Page 18 / 19:
Reverie Series in Chanterelle

Page 20 / 21:
3x3 Square in Cecilia, Porcelain, Downtime

Page 22 / 23:
Selene in Barbary Coast

Page 24:
2x6 Rectangle in Lagoon Gloss

Page 25:
3x6 Rectangle in Glacier
4" Hexagon, 6x6 Square in Windsor Matte

Page 26 / 27:
3x6 Rectangle and 6x6 Square in Nebula

Page 28 / 29:
Selene in Glacier

Page 30:
Linwood Whimsical in Fiona Matte

Page 31:
2x6 Rectangle and 6x6 Square in Heritage Green

Page 32 / 33:
Diamond in Maize, Fiona Matte, and Annapurna Matte

Page 34 / 35:
Tortuga, 4x8 and 1x6 Rectangle, 1x1 Square, and Whitman Rook B in Annapurna Matte

Page 36:
4x8 Rectangle in Bungalow

Page 37:
Reverie Classic in Everest
3x6 Rectangle and Sunday Molding in Snowflake
Reverie Peel, Avenue Liner, and Jensen Molding in Beatnik Matte

Page 38 / 39:
2x8 Rectangle in Misty Moon

Page 40 / 41:
Reverie Series in Nebula

Page 42:
Starburst Series in Bungalow

Page 43:
Champetre Blanc & Bruno B in Glacier

Page 44 / 45:
4x4 Square and 4x4 Guinevere in Juneau

Page 46 / 47:
7" Hexagon and Penrose Hex Series in Moonlit

Page 48:
3x6 Rectangle in Glacier

Page 49:
3x6 and 4x8 Rectangle, Rousseau Series, and Sunday Molding in Misty Moon

Page 50 / 51:
6x6 Square, 6x6 Single Bullnose in Citrine
4x4 Juliet in Valley Colorway

Page 52 - 55:
Custom project (Inquire for information)

Page 56 / 57:
Tortuga in Roman White Matte

Page 58:
Reverie Classic in Sunkissed
Reverie Peel in Annapurna

Page 59:
Boleyn and 1x1 Square in Orion Matte
1x6 Rectangle in Annapurna Matte
4x4 Square in Nadaleen

Page 60 / 61:
Reverie Classic in Orion Gloss
Reverie Peel in Glacier

Page 62 / 63:
3x6 Rectangle in Snowflake

Page 64 / 65:
Penrose Hex Descending in Persimmon
Penrose Hex Descending and 7" Hexagon in Moonlit

Page 66 / 67:
7" Hexagon, 4x4 and 1x1 Square, 1x6 Rectangle, 4x4 Guinevere, Boleyn, and 4x4 RP Insignia Tile in Luna

Page 68:
3x6 Rectangle in Fern Matte

Page 69:
Selene in Glacier

Page 70 / 71:
1x8 Rectangle in Lapis

Page 72 / 73:
6x9 Rectangle in Devon, Goldenrod, Greenhouse, Beachstone Matte, and Annapurna Matte

Page 74:
Jazz Bridge in Anchorage

Page 75:
4x8 Rectangle in Annapurna Matte and Beatnik Matte
Findlay Inside Corner Cove in Beatnik Matte

Page 76 / 77:
Boleyn, Beau, 3x3 Figaro, 1x1 and 3x3 Square, Sunday Molding and Longworth Molding in Copper Canyon

Page 92:
2x6 Rectangle in Lagoon Gloss

Page 111:
3x3 Celestial and Sunday Molding in Citrine
3x6 and 6x9 Rectangle in Morning Frost
Starburst Series, Classic Pencil Liner, and Quarter Round Liners in Bungalow



GET IN TOUCH

Call **513.381.2510**

Email **sales@rookwood.com**

Online **rookwood.com/tile**

📱 **FOLLOW ALONG**

@RookwoodTile



Rookwood

TILE COLLECTIONS

GET IN TOUCH

513.381.2510 | sales@rookwood.com

1920 Race Street, Cincinnati, Ohio 45202

This is a close up view of our *Nebula* glaze. This green hue with glittering detail and a crazed surface area makes a statement even in the most minimal of spaces.