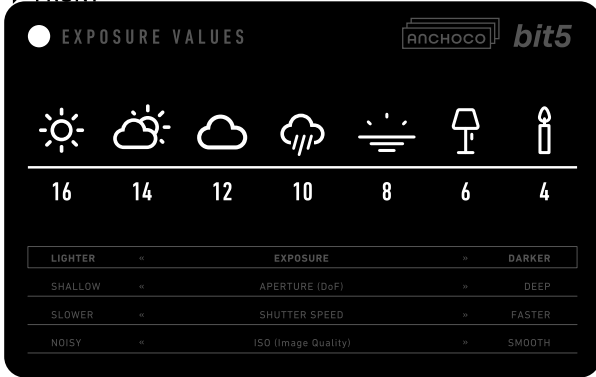


FRONT

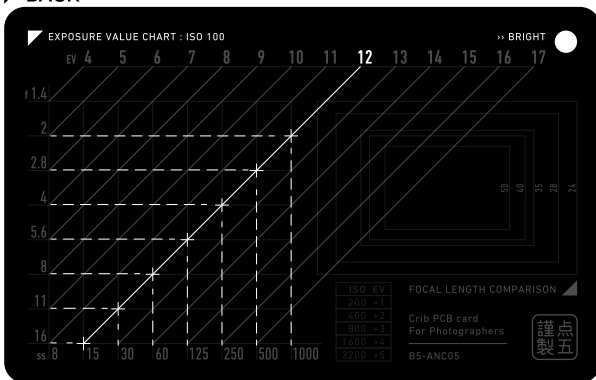


1. Select EV number

compare with the weather condition and the weather icons.

- ☀️ 16 Brilliant Sun
- 🌅 8 After sunset
- ☁️ 14 Sun with clouds
- 💡 6 Interiors at night
- ☁️ 12 Cloudy with no shade
- 🕯️ 4 Candle light
- 🌧️ 10 Rainy

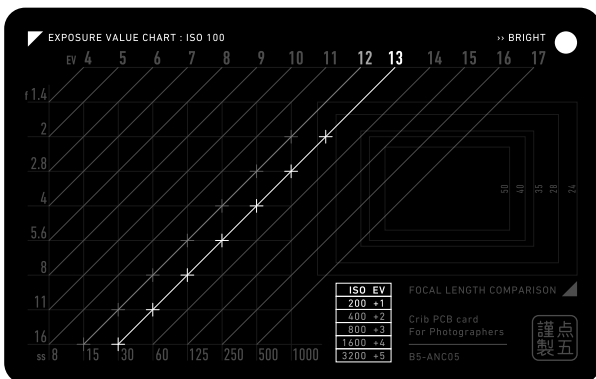
BACK



2. See the EV line & the cross points

Every cross points on the same EV line describes a same exposure value. You can choose a combination of aperture and shutter speed values in the same exposure.

☁️ EV12	=	f 1.4 & 1/2000	f 5.6 & 1/125
		f 2.0 & 1/1000	f 8.0 & 1/60
		f 2.8 & 1/500	f 11 & 1/30
		f 4.0 & 1/250	f 16 & 1/15



⚠ When using other ISO values

This chart designed for ISO 100. When you use other ISO, Please check the small table on the bottom. Sift and read the EV line alternatively.

☁️ EV12	=	ISO 100 -> EV12 (±0)	ISO 800 -> EV15 (+3)
		ISO 200 -> EV13 (+1)	ISO 1600 -> EV16 (+4)
		ISO 400 -> EV14 (+2)	ISO 3200 -> EV17 (+5)

