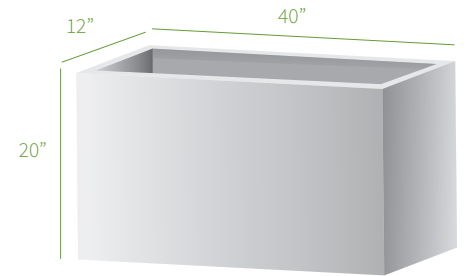
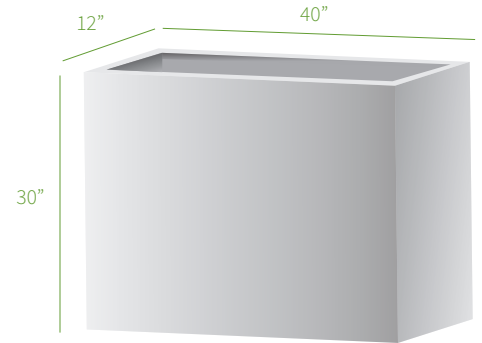






This most popular planter shape is commonly used for bordering patios, screening neighbours, planting hedges and dividing outdoor rooms. The versatile sizes make it easy to incorporate into many landscape designs.



SPECIFICATIONS

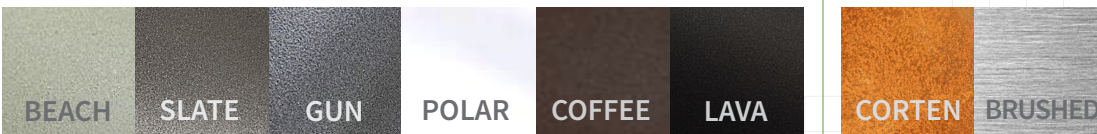
- ▶ 1" rim for structural integrity and aesthetics
- ▶ 1" drain holes – water tight plugs available for interior use
- ▶ 1" debossed feet for surface elevation

MATERIALS AVAILABLE

- ▶ 8 – 10 gauge (size dependent) 5052 marine grade powder-coated aluminum
- ▶ 10 – 12 gauge (size dependent) A606 Corten weathering steel
- ▶ 14 – 16 gauge 304 brushed stainless steel

CUSTOM SIZING AVAILABLE

8 PREMIUM FINISHES OR REQUEST A CUSTOM COLOUR



POWDER-COATED ALUMINUM COLOURS STEEL FINISHES

