



TECK[®]
COMMERCIAL

Electronic Proximity™ Sensing Technology Lavatory Faucets

SPECIFICATION (example)

- Deck mount electronic lavatory faucet
- **Cast** chrome plated brass spout
- Proximity™ Sensing Technology
- Hardwire 24 VAC to 6 VDC (Transformer required. Specify separately)
- Battery 4 'C' cell
- Surface mount control box
- Mixing valve required (Order separately)

1.5 USGPM (5.7 L/min)

- **610T040** Grail®, hardwire
- **611T040** Grail®, battery operated
- **610T040-BB** Grail®, hardwire with battery backup (See DSP-BB)
- **611T040-HP** Grail®, HydroPower™ (See DSP-HP)

0.5 USGPM (1.9 L/min)

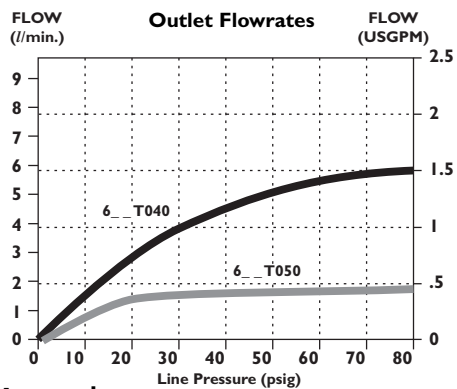
- **610T050** Grail®, hardwire
- **611T050** Grail®, battery operated
- **610T050-BB** Grail®, hardwire with battery backup (See DSP-BB)

OPERATION:

- Hands free (touchless) operation.
- No visible sensor, the spout is the sensor.
- Water flows when sensor is activated.
- Water flow stops upon de-activation of sensor.
- Auto shut-off feature. Factory set to 45 seconds. Will reset and recalibrate once obstruction is removed.
- Adjustable sensing distance 0 to 89mm (0 to 3.5") factory set to 89mm (3.5") ± 1/8".
- Low battery audible beep (for battery models only) will activate after faucet shuts off when approximately 1500 cycles remain.

NOTE: For optimum performance of this product, we recommend a system pressure between 20 and 80 PSI static. This product will operate up to a maximum of 125 PSI static per ANSI and CSA requirements. However, we do not recommend pressures above 80 PSI. Thermal expansion or leaking pressure reducing valves may require use of expansion tanks or relief valves to ensure your system never exceeds its maximum intended pressure setting.

FLOWRATE vs PRESSURE



Approvals:

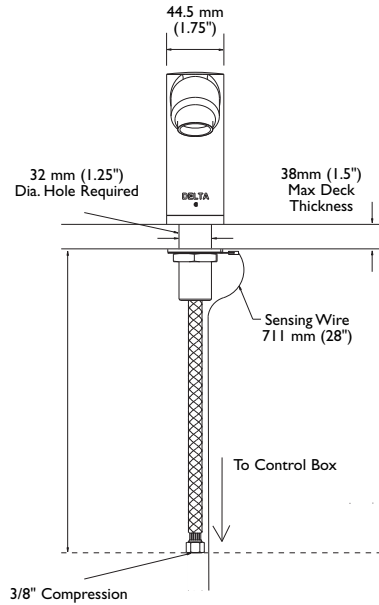
- CSA certified
 - Complies to ASME A112.18.1
 - ADA Compliant and meets Handicapped Accessibility Standard ASME A117.1 of less than 5 lbs. handle operating force.
 - IAPMO listed
- (Contact Delta Representative for State and/or Local Approvals.)

Note: Measurements may vary ± 6mm (0.25")

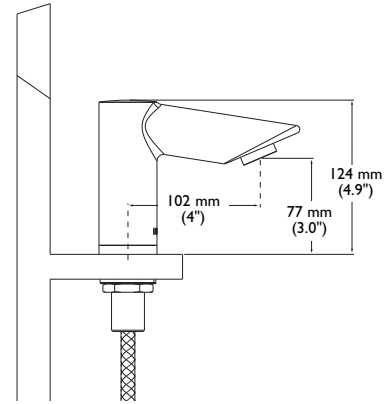
ELECTRONIC DECK MOUNT LAVATORY FAUCET

FRONT VIEW

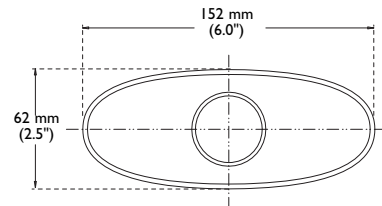
GRAIL[®]



SIDE VIEW



062022A GRAIL[®] DECORATIVE COVERPLATE 102 mm (4.0")
Reduces Max. Deck Thickness to 28 mm (1 1/8")

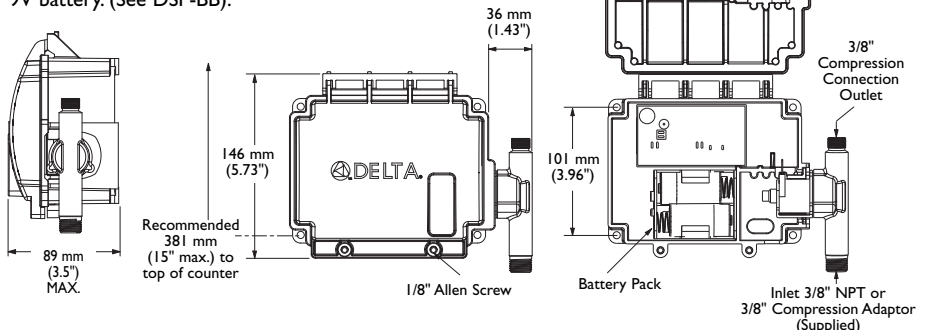


VANDAL PROOF SURFACE MOUNT HOUSING

Battery Operated box shown.

Hardwire Version comes complete with Watertight Connector and Hardwire Converter 24VAC to 6VDC.

Hardwire with Battery Backup (-BB) comes complete with Watertight Connector, Hardwire Converter 24VAC to 6VDC and 9V battery. (See DSP-BB).



Refer to www.specselect.com for individual models. Product supplied as shown by solid lines. All items shown by dotted lines supplied by others.