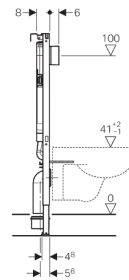
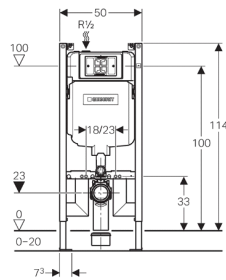


**Geberit Duofix element for wall-hung WC, 114 cm, with Alpha concealed cistern 8 cm**

**Application purposes**

- For drywall construction
- For installation in part- or room-height prewall installations
- For installation in room-height installation walls
- For wall-hung WCs with connection dimensions in accordance with EN 33:2011
- For dual flush
- For floor constructions 0–20 cm

**Characteristics**


- Self-supporting frame, powder-coated
- Frame top open
- Frame with  $\varnothing$  9 mm drilling holes for fastening in wood frame construction
- Frame with holes to receive Geberit Duofix wall anchoring for elements with frame top open
- Galvanized feet
- Feet adjustable 0–20 cm
- Concealed cistern with front actuation
- Concealed cistern fully insulated against condensation
- Immediate post flush possible with factory setting
- Water supply connection on the top, offset to left side

**Technical data**

Flow pressure	0.1–10 bar
Flush volume, factory setting	6 and 3 l
Flush volume large, adjustment range	4.5 / 6 / 7.5 l
Flush volume small, adjustment range	3–4 l

**Scope of delivery**

- Water supply connection R 1/2", compatible with MeplaFix, with integrated angle stop valve and hand wheel
- Protection box for service opening, made of polystyrene foam
- 2 wall anchorings
- Connection set for WC,  $\varnothing$  90 mm
- Connection bend made of PE-HD,  $\varnothing$  90 mm
- Adapter socket made of PE-HD,  $\varnothing$  90 / 110 mm
- 2 protection plugs
- 2 threaded rods M12
- Fastening material

**Article**
**Art. no.**
**458.175.00.1**
 Actuator plate has to be ordered separately