

# TRONE

## Nobelet

### Smart Electronic Bidet Toilet



#### Features:

- Clean, skirted bowl design with elongated front for more comfort
- Auto opening / closing lid
- Heated, slow close toilet seat
  - adjustable temperature
- Automatic wand cleaning
- Automatic deodorization
- Self-cleaning spray wand
- Rear / front spray cleaning
  - adjustable pressure, temperature, and position
  - Spa spray feature
- Massage spray option
- Instant warm water heating, tankless design
- Warm air drying with adjustable temperature
- Automatic flush
- Pre-soak function activated before each use
- Foot sensor used to lift / close seat
  - auto flush activated on seat close
- Night light
- Wireless remote control with back up controls on seat
- Large LCD display
- Power saving mode
- Water saving design, 1.28 GPF
- Battery backup to allow flushing when power is out
- Available in White or Matte Black finish

An all-new perspective is coming your way; right into your very own bathroom with the Trone smart bidet toilet. It's single piece, space saving design uses a completely skirted bowl for an easy to clean and modern look. Featuring dual nozzles on adjustable spray wands, you can experience a more personalized and sanitary cleaning for both males and females when your time in the bathroom is complete. A concealed foot sensor lifts the seat, hands free. Temperature, pressure, and position of spray are all adjustable to find the perfect experience. A warm air dryer will cater to your preferences as you dry off from life changing sensation that only an electronic bidet-toilet can offer.

# Nobelet

**Technical:**

Included – bidet with integrated bowl, remote control, shutoff valve with flow restrictor, filter cartridge, hoses to connect shutoff & filter to bowl, power cord

Materials - ceramic bowl with polypropylene seat and cover

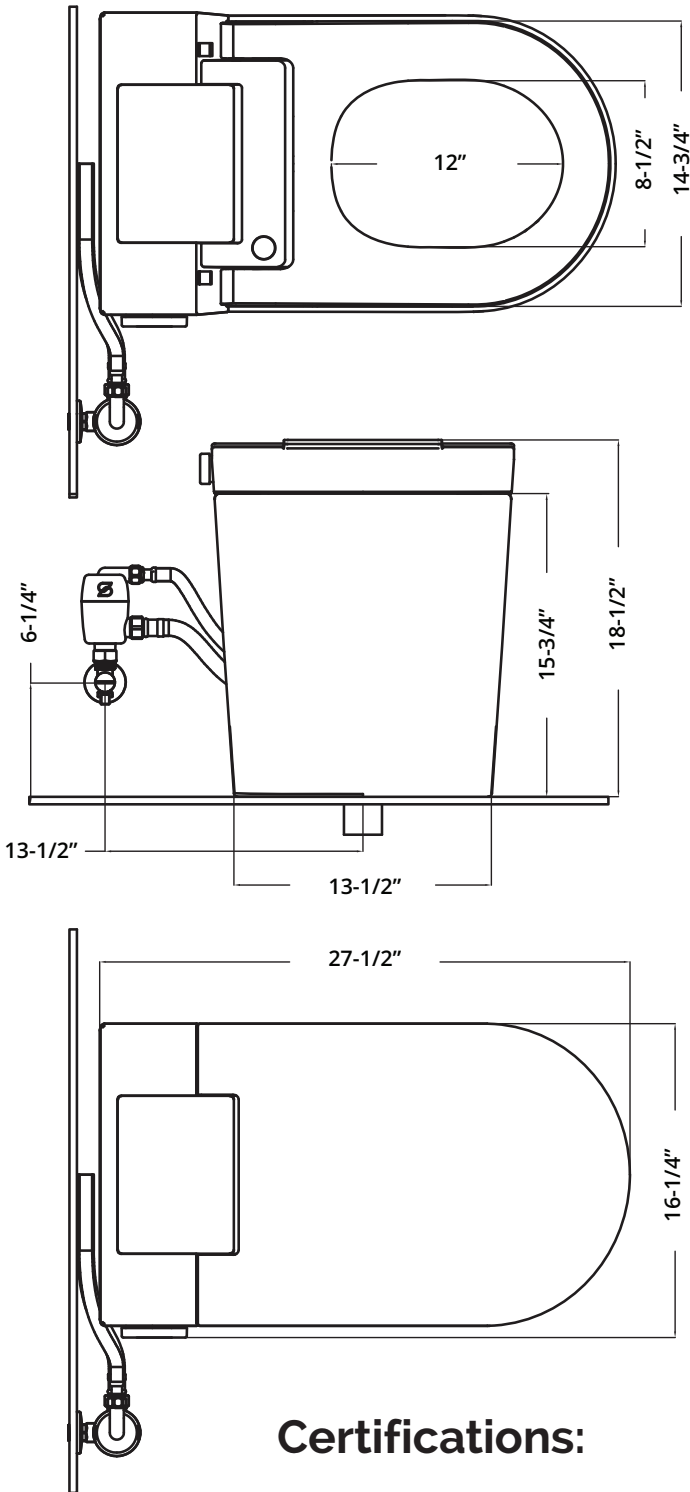
Shipping weight – 105.6 lbs  
Product weight – 88 lbs

Installation – standard 12" rough-in design, minimum water flow 5 GPM at 25 PSI


Rated Voltage – 120 V AC, 50/60 Hz.  
1180 W

Cord length – 60"


**Warranty:** 3 year from date of purchase



**Certifications:**




Nobelet White  
NETBCDER-12.WH



748079803589

Nobelet Matte Black  
NETBCDER-12.MB



748079803596

