



# *sauce toss*

**THE ULTIMATE BACKYARD HOCKEY GAME!**

## **SAUCE TOSS USER MANUAL**

**That's EPIC! LLC**  
4771 Bald Eagle Ave.  
White Bear Lake, MN 55110  
(612) 361.7882  
sales@saucetoss.com

# SAUCE TOSS USER MANUAL

## PAGE

3

What's Included/ Carrying  
Strap Assembly

4

Safety/ Set-up/ Cleaning

5

Rules

6

Scoring Example

7

Defense Example

8

Limited Warranty

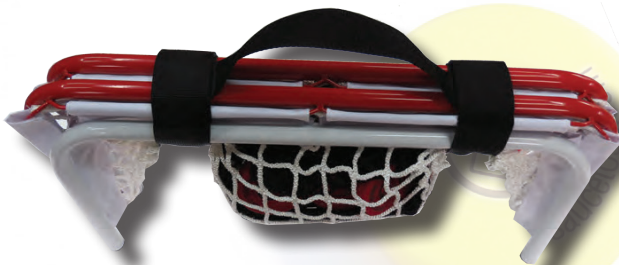
## WHAT'S INCLUDED



- (x2) Patented 2 Net System
  - 1-Pt Large Net, 3-Pts Small Net
  - NHL Grade Netting
  - Heavy Duty Steel Goal Posts
- (x2) AAA Grade High Density Polyethylene Boards
  - Carrying Handle on Board
- (x8) Soft Sauce Toss Branded Pucks
  - (x4) Red and (x4) Yellow
- (x1) Carrying Strap for Nets and Pucks

## CARRYING STRAP ASSEMBLY

The small nets and pucks nests inside the large nets. Lay both folded large nets on top of the open Carrying Strap. Wrap the strap with velcro around itself, pulling the loose netting together at the edge of the small net as shown below.



**BEFORE PLAYING YOUR NEW SAUCE TOSS® GAME, PLEASE READ ALL WARNINGS AND RULES.**

## **SAFETY IS IMPORANT AT ALL TIMES**

**WARNING: THIS NOT A CHILDS TOY. ADULT SUPERVISON IS REQUIRED FOR CHILDREN PLAYING THIS GAME. PLEASE READ THE INSTRUCTIONS CAREFULLY. IMPROPER USE OF THIS GAME MAY RESULT IN DAMAGE OR INJURY.**

Player safety is paramount.

Be aware of your surroundings at all times and provide plenty of room when players are shooting.

Only Sauce Toss® approved pucks should be used.

Sticks and pucks can damage property or injure players, careful care should be taken when shooting with sticks and pucks.

Do not elevate pucks higher than 1 foot.

Safety glasses and head protection is recommended.

Do not stand on the board, they are designed for normal game play only, any misuse of the game may result in injury or damage.

## **SETUP**

Secure the large net overtop the outer board pegs until flush.

Attach the small net inside the middle pegs.

Secure the middle net velcro to the velcro underneath the board.

Measuring from the front of the boards, place 20 feet apart (adjusted based on skill level).

Floating back net can be lifted to remove pucks.

For use of the carrying strap, see 'Carrying Strap Assembly'.

## **STORAGE AND CLEANING**

Your new Sauce Toss® game is made of premium products and designed to offer years of use.

Though the board is made of high-density polyethylene and nets stainless steel, we strongly recommend the game is not left out in the weather.

Prolonged sunlight and rain can damage the nets and boards.

Boards can be cleaned with mild soap and water and lubricated with a water resistant silicone lubricant.

Excessive hot or cold temperatures can cause warping to boards, if layed flat at room temperature they will return to form.

## BASICS

In hockey, a **Saucer Pass** is a skillful play used to pass the puck so it floats like a frisbee or flying saucer, i.e. over a defenders stick.

The term "Tossing Sauce" or "Sauce Toss" is slang for this pass.

### BEFORE PLAY

Boards placed 20 feet apart depending on skill level.

Line-up opposite of partner (similar to bean bag toss).

4 pucks are sauced from one opposing team at a time from the same side board.

### DURING PLAY

Each player will sauce all 4 pucks in a row during their respective turn.

The round is complete after all players have completed their turn.

Team that scored the most points on their previous turn will start the next round.

After every sauce, the puck should be cleared off the board, as to not interfere with the next sauce.

The team scoring the most points on their previous turn will be the first player to start the next round.

## SCORING

Points are scored by saucing the pucks from one board to the other board and scoring points into the big white net for 1 point or the small black net for 3 points.

Unlike a bean bag toss game, using cancellation scoring, points are added consecutively regardless of the opposing teams score on a given turn.

The game shall be played until the first team reaches (or exceeds) 21 points at the completion of a round.

A Sauce Toss® game can never end in the middle of a round.

For example, if the team saucing first reaches or exceeds 21 points, the game can not end until the other side sauces all their pucks, then the round is complete.

The winning team does not need to win by two or more points.

Just like the game of hockey, pucks do not have to stay in the net to be counted a goal.

For example, if the puck crosses the goal line or hits the net and bounces out it's a good goal.

## DEFENSE

The opposing player may play defense, only if the puck does not land directly on the board.

For example the puck bounces, skips, rolls.



If the puck is sauced from one board and lands directly onto the other board, there can be no interference with the puck.

If the defender interferes with a puck landing directly on the board (clean sauce), it results in 3 points for the saucing team.

See attached Defense Explanation.

# SCORING EXAMPLE

TEAM **RED** IS SCORING **3** POINTS  
TEAM **YELLOW** IS SCORING **5** POINTS  
THE SCORE IS **5-3**



1 PT

3 PTS

1 PT

sauce toss

1 PT

3 PTS

1 PT

1

3

1

1

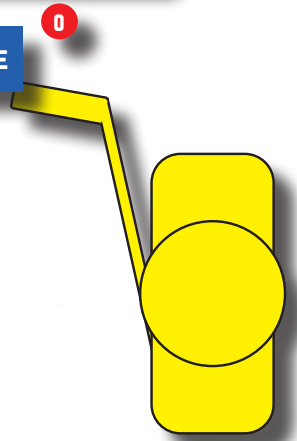
1

1

sauce toss

\*CLEAR PUCKS OFF BOARD AFTER EVERY SAUCE

20 FEET



# DEFENSE

The opposing player may play defense, only if the puck does not land directly on the board



**PUCK LANDS ON THE GROUND**



**PUCK ROLLS ONTO THE BOARD**



**OPPOSING PLAYER CAN NOW PLAY DEFENSE**

**3 POINT PENALTY INTERFERING WITH A CLEAN SAUCE**  
INTERFERENCE WITH PUCK AFTER LANDING ON THE BOARD, OR HIT IN THE AIR BEFORE IT HAS A CHANCE TO LAND, 3 POINTS ARE AWARDED TO THE OPPOSING TEAM.