



Supplied proudly in New Zealand by

**WS<sup>+</sup>**  
MEDICAL

# Examination Couches & Chairs

## Examination & Treatment Couch, Two Section



### Features

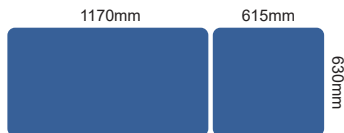
- BS 2838-2: 1991 Examination & general treatment couches, build, performance & safety specifications
- EN 60601-1:2006+A12:2014 Medical electrical equipment. General requirements for basic safety & essential performance
- Electric or hydraulic height adjustment
- Height adjustment from 490 - 950mm
- Adjustable angle backrest
  - Manual -25 to +90 degrees
  - Electric -22 to +90 degrees
- Anti-trap gas strut fitted with a release lever used on the backrest section (optional electric)
- Retractable castors fitted to both ends to assist with movement & positioning
- One adjustable foot fitted to allow levelling on uneven floors
- Clearance beneath frame allows access for mobile hoists
- Electric models (230V ~, 50/60Hz) fitted with a UK 3 pin plug & available with a hand or foot switch
- Hydraulic models use a foot pump pedal positioned on both sides of the couch
- Seamless upholstery using flame retardant anti-microbial vinyl
- Frames prepared to accept optional accessories
- Maximum capacity 225kg

### Dimensions (w x d x h)

- 630 x 1790 x 490 - 950mm

### Standard Colours

- Paint - White
- Vinyl - Bristol Blue



### Options

- E02 - Paper Roll Holder
- E03 - Side Support Rails (Pair)
- E04 - Side Support Rails C/W Cushions (Pair)
- E05 - Breather Hole & Plug
- E06 - Battery Back Up
- E07 - Height Adjustable Armrests (Pair)
- E08 - Infusion Pole
- E11 - Lithotomy Stirrups (Pair)
- E12 - Leg Supports (Pair)



Foot Switch

Hand Switch



EC1210/VBB/E02/E05

Item	Description	Weight
EC1205/VBB	Hydraulic	68.8kg
EC1210/VBB	Electric, Hand Switch	68.8kg
EC1215/VBB	Electric, Foot Switch	68.8kg
EC1220/VBB	Electric with Electric Backrest - Hand Switch	71.1kg
EC1225/VBB	Electric with Electric Backrest - Foot Switch	71.1kg

Alternative colours available at extra cost. Change suffix 'VBB' on the product code with any of the following i.e. Hydraulic in Aquamarine - EC1205/VAQ



# Examination & Treatment Couch, Two Section, Mobile



## Features

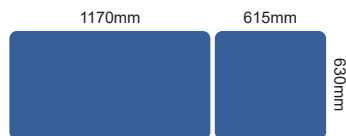
- BS 2838-2: 1991 Examination & general treatment couches, build, performance & safety specifications
- EN 60601-1:2006+A12:2014 Medical electrical equipment. General requirements for basic safety & essential performance
- Electric or hydraulic height adjustment
- Height adjustment from 490 - 950mm
- Adjustable angle backrest
  - Manual -25 to +90 degrees
  - Electric -22 to +90 degrees
- Anti-trap gas strut fitted with a release lever used on the backrest section (optional electric)
- 125mm swivel castors featuring a central locking & steering facility
- Clearance beneath frame allows access for mobile hoists
- Electric models (230V ~, 50/60Hz) fitted with a UK 3 pin plug & available with a hand or foot switch
- Hydraulic models use a foot pump pedal positioned on both sides of the couch
- Seamless upholstery using flame retardant anti-microbial vinyl
- Swing down side support rails fitted to either side
- Frames prepared to accept optional accessories
- Maximum capacity 225kg

## Dimensions (w x d x h)

- 630 x 1790 x 490 - 950mm

## Standard Colours

- Paint - White
- Vinyl - Bristol Blue



## Options

- E02 - Paper Roll Holder
- E04/U - Side Support Rails C/W Cushions Upgrade (Pair)
- E05 - Breather Hole & Plug
- E06 - Battery Back Up
- E11 - Lithotomy Stirrups (Pair)
- E12 - Leg Supports (Pair)



Item	Description	Weight
EC1230/VBB	Hydraulic	75.0kg
EC1235/VBB	Electric, Hand Switch	75.0kg
EC1240/VBB	Electric, Foot Switch	75.0kg
EC1245/VBB	Electric with Electric Backrest - Hand Switch	77.3kg
EC1250/VBB	Electric with Electric Backrest - Foot Switch	77.3kg

Alternative colours available at extra cost. Change suffix 'VBB' on the product code with any of the following i.e. Electric, Hand Switch in Graphite - EC1235/VGH



## Examination & Treatment Couch, Three Section



### Features

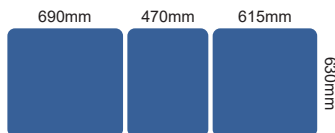
- BS 2838-2: 1991 Examination & general treatment couches, build, performance & safety specifications
- EN 60601-1:2006+A12:2014 Medical electrical equipment. General requirements for basic safety & essential performance
- Electric or hydraulic height adjustment
- Height adjustment from 490 - 950mm
- Adjustable angle backrest
  - Manual -25 to +90 degrees
  - Electric -22 to +90 degrees
- Adjustable angle footrest from -25 to +75 degrees
- Anti-trap gas struts fitted with release levers used on the back & footrest sections (optional electric backrest)
- Retractable castors fitted to both ends to assist with movement & positioning
- One adjustable foot fitted to allow levelling on uneven floors
- Clearance beneath frame allows access for mobile hoists
- Electric models (230V ~, 50/60H) fitted with a UK 3 pin plug & available with a hand or foot switch
- Hydraulic models use a foot pump pedal positioned on both sides of the couch
- Seamless upholstery using flame retardant anti-microbial vinyl
- Frames prepared to accept optional accessories
- Maximum capacity 225kg

### Dimensions (w x d x h)

- 630 x 1790 x 490 - 950mm

### Standard Colours

- Paint - White
- Vinyl - Bristol Blue



### Options

- E02 - Paper Roll Holder
- E03 - Side Support Rails (Pair)
- E04 - Side Support Rails C/W Cushions (Pair)
- E05 - Breather Hole & Plug
- E06 - Battery Back Up
- E07 - Height Adjustable Armrests (Pair)
- E08 - Infusion Pole



Foot Switch



Hand Switch

Planned Preventative Maintenance  
Contact us for details



HEIGHT ADJUSTABLE

EC1310/VBB

Item	Description	Weight
EC1305/VBB	Hydraulic	70.2kg
EC1310/VBB	Electric, Hand Switch	70.2kg
EC1315/VBB	Electric, Foot Switch	70.2kg
EC1320/VBB	Electric with Electric Backrest - Hand Switch	72.5kg
EC1325/VBB	Electric with Electric Backrest - Foot Switch	72.5kg

Alternative colours available at extra cost. Change suffix 'VBB' on the product code with any of the following i.e. Electric, Foot Switch in Onyx Black - EC1315/VOB



# Examination & Treatment Couch, Three Section, Mobile



## Features

- BS 2838-2: 1991 Examination & general treatment couches, build, performance & safety specifications
- EN 60601-1:2006+A12:2014 Medical electrical equipment. General requirements for basic safety & essential performance
- Electric or hydraulic height adjustment
- Height adjustment from 490 - 950mm
- Adjustable angle backrest
  - Manual -25 to +90 degrees
  - Electric -22 to +90 degrees
- Adjustable angle footrest from -25 to +75 degrees
- Anti-trap gas struts fitted with release levers used on the back & footrest sections (optional electric backrest)
- 125mm swivel castors featuring a central locking & steering facility
- Clearance beneath frame allows access for mobile hoists
- Electric models (230V ~, 50/60H) fitted with a UK 3 pin plug & available with a hand or foot switch
- Hydraulic models use a foot pump pedal positioned on both sides of the couch
- Seamless & contoured upholstery using flame retardant & anti-microbial vinyl
- Swing down side support rails fitted to either side
- Frames prepared to accept optional accessories
- Maximum capacity 225kg



Foot Switch

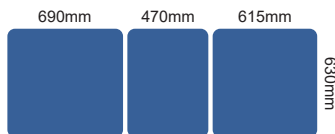
Hand Switch

## Dimensions (w x d x h)

- 630 x 1790 x 490 - 950mm

## Standard Colours

- Paint - White
- Vinyl - Bristol Blue



## Options

- E02 - Paper Roll Holder
- E04/U - Side Support Rails C/W Cushions Upgrade (Pair)
- E05 - Breather Hole & Plug
- E06 - Battery Back Up



EC1335/VBB

Item	Description	Weight
EC1330/VBB	Hydraulic	76.4kg
EC1335/VBB	Electric, Hand Switch	76.4kg
EC1340/VBB	Electric, Foot Switch	76.4kg
EC1345/VBB	Electric with Electric Backrest - Hand Switch	78.7kg
EC1350/VBB	Electric with Electric Backrest - Foot Switch	78.7kg

Alternative colours available at extra cost. Change suffix 'VBB' on the product code with any of the following i.e. Electric with Electric Backrest - Hand Switch in Coastal Blue - EC1345/VCB





## Examination & Treatment Couch, Two Section, Fixed Height



### Features

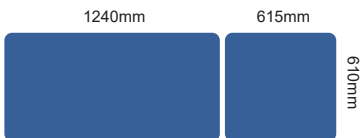
- Fixed height approx. 786mm
- Adjustable angle backrest 0 to +90 degrees using a scissor jack
- Adjustable feet allow levelling on uneven floors
- Seamless upholstery using flame retardant anti-microbial vinyl
- Paper roll holder fitted to foot end (suitable for rolls max 510mm wide x 200mm diameter)
- Supplied boxed for self-assembly
- Maximum capacity 125kg

### Dimensions (w x d x h)

- 610 x 1860 x 795mm

### Standard Colours

- Paint - White
- Legs - Chrome
- Vinyl - Bristol Blue



Alternative colours available at extra cost. Change suffix 'VBB' on the product code with any of the following i.e. Examination Couch in Chocolate - EC010/VCH



Item	Description	Weight
EC010/VBB	Examination Couch - Self-Assembly	29.0kg

## Couch Steps, One & Two Tread

### Features

- Non-slip rubber feet & light textured polyethylene step (458 x 280mm)
- Tread Heights
  - One Tread - 200mm
  - Two Tread - 200 & 400mm
- Maximum capacity 125kg

### Dimensions (w x d x h)

- One Tread - 519 x 284 x 585mm
- One Tread, Handle - 519 x 284 x 1005mm (handle height 1005mm)
- Two Tread - 519 x 564 x 515mm

### Standard Colours

- Paint - White



CS/2



CS/1



CS/1H

Item	Description	Weight
CS/1	Couch Step - One Tread	3.8kg
CS/1H	Couch Step - One Tread, Handle	5.5kg
CS/2	Couch Step - Two Tread	9.0kg

## Leg Rest - Adjustable

### Features

- Independently adjustable legs
- Height & angle adjustment from 355 - 510mm
- Seamless upholstery using flame retardant anti-microbial vinyl
- Maximum capacity 25kg

### Dimensions (w x d x h)

- Overall Dimensions - 460 x 305 x 350 - 510mm
- Upholstered Pad - 460 x 305mm

### Standard Colours

- Paint - White
- Vinyl - Bristol Blue



CS/28/VFR



CS/28/VSD



CS/28/VBB

Alternative colours available at extra cost. Change suffix 'VBB' on the product code



Item	Description	Weight
CS/28/VBB	Leg Rest - Adjustable	3.5kg



## Other products that you may be interested in...

See Pages 46 & 47

### Caretray Trolleys - Mild Steel, Standard Level, Single & Double Column



CTM1/10/3S2D



CTM2/10/6S4D

## Examination & Treatment Couch, Two Section, Bariatric



### Features

- BS 2838-2: 1991 Examination & general treatment couches, build, performance & safety specifications
- EN 60601-1:2006+A12:2014 Medical electrical equipment. General requirements for basic safety & essential performance
- Electric height adjustment
- Height adjustment from 520 - 950mm
- Adjustable angle backrest
  - Manual -25 to +90 degrees
  - Electric -22 to +90 degrees
- Anti-trap gas strut fitted with a release lever used on the backrest section (optional electric)
- Retractable castors fitted to both ends to assist with movement & positioning
- One adjustable foot fitted to allow levelling on uneven floors
- Clearance beneath frame allows access for mobile hoists
- 230V ~, 50/60Hz actuator fitted with a UK 3 pin plug & available with a hand or foot switch
- Seamless upholstery using flame retardant antimicrobial vinyl
- Frames prepared to accept optional accessories
- Maximum capacity 325kg



Foot Switch



Hand Switch

Planned Preventative Maintenance  
Contact us for details

### Dimensions (w x d x h)

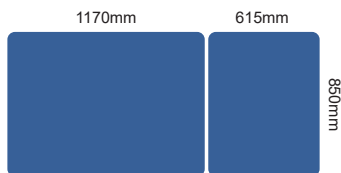
- 850 x 1790 x 520 - 950mm

### Standard Colours

- Paint - White
- Vinyl - Bristol Blue

### Options

- E03 - Side Support Rails (Pair)
- E04 - Side Support Rails C/W Cushions (Pair)
- E07 - Height Adjustable Armrests (Pair)
- E08 - Infusion Pole
- E18 - Battery Back Up
- E19 - Paper Roll Holder
- E21 - Breather Hole & Plug



EC2215/VBB

Item	Description	Weight
EC2205/VBB	Electric, Hand Switch	79.0kg
EC2210/VBB	Electric, Foot Switch	79.0kg
EC2215/VBB	Electric with Electric Backrest - Hand Switch	81.3kg
EC2220/VBB	Electric with Electric Backrest - Foot Switch	81.3kg

Alternative colours available at extra cost. Change suffix 'VBB' on the product code with any of the following i.e. Electric with Electric Backrest - Hand Switch in Peach - EC2215/VPE



# Examination & Treatment Couch, Two Section, Mobile, Bariatric



## Features

- BS 2838-2: 1991 Examination & general treatment couches, build, performance & safety specifications
- EN 60601-1:2006+A12:2014 Medical electrical equipment. General requirements for basic safety & essential performance
- Electric height adjustment
- Height adjustment from 520 - 950mm
- Adjustable angle backrest
  - Manual -25 to +90 degrees
  - Electric -22 to +90 degrees
- Anti-trap gas strut fitted with a release lever used on the backrest section (optional electric)
- 125mm swivel castors featuring a central locking & steering facility
- Clearance beneath frame allows access for mobile hoists
- 230V ~, 50/60Hz actuator fitted with a UK 3 pin plug & available with a hand or foot switch
- Seamless upholstery using flame retardant antimicrobial vinyl
- Swing down side support rails fitted to either side
- Frames prepared to accept optional accessories
- Maximum capacity 325kg



Foot Switch

Hand Switch



EC2225/VBB



## Dimensions (w x d x h)

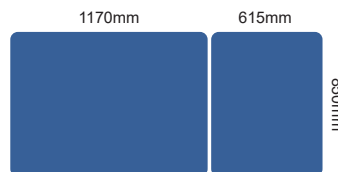
- 850 x 1790 x 520 - 950mm

## Standard Colours

- Paint - White
- Vinyl - Bristol Blue

## Options

- E04/U - Side Support Rails C/W Cushions Upgrade (Pair)
- E18 - Battery Back Up
- E19 - Paper Roll Holder
- E21 - Breather Hole & Plug



Item	Description	Weight
EC2225/VBB	Electric, Hand Switch	85.2kg
EC2230/VBB	Electric, Foot Switch	85.2kg
EC2235/VBB	Electric with Electric Backrest - Hand Switch	87.5kg
EC2240/VBB	Electric with Electric Backrest - Foot Switch	87.5kg

Alternative colours available at extra cost. Change suffix 'VBB' on the product code with any of the following i.e. Electric with Electric Backrest - Foot Switch in Bristol Blue - EC2240/VBB



## Examination & Treatment Couch, Three Section, Bariatric



### Features

- BS 2838-2: 1991 Examination & general treatment couches, build, performance & safety specifications
- EN 60601-1:2006+A12:2014 Medical electrical equipment. General requirements for basic safety & essential performance
- Electric height adjustment
- Height adjustment from 520 - 950mm
- Adjustable angle backrest
  - Manual -25 to +90 degrees
  - Electric -22 to +90 degrees
- Adjustable angle footrest from -25 to +75 degrees
- Anti-trap gas strut fitted with a release lever used on the back & footrest sections (optional electric backrest)
- Retractable castors fitted to both ends to assist with movement & positioning
- One adjustable foot fitted to allow levelling on uneven floors
- Clearance beneath frame allows access for mobile hoists
- 230V ~, 50/60Hz actuator fitted with a UK 3 pin plug & available with a hand or foot switch
- Seamless upholstery using flame retardant antimicrobial vinyl
- Frames prepared to accept optional accessories
- Maximum capacity 325kg



Foot Switch



Hand Switch

Planned Preventative Maintenance  
Contact us for details

### Dimensions (w x d x h)

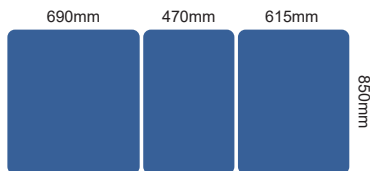
- 850 x 1790 x 520 - 950mm

### Standard Colours

- Paint - White
- Vinyl - Bristol Blue

### Options

- E03 - Side Support Rails (Pair)
- E04 - Side Support Rails C/W Cushions (Pair)
- E07 - Height Adjustable Armrests (Pair)
- E08 - Infusion Pole
- E18 - Battery Back Up
- E19 - Paper Roll Holder
- E21 - Breather Hole & Plug




HEIGHT ADJUSTABLE

EC2305/VBB

Item	Description	Weight
EC2305/VBB	Electric, Hand Switch	81.8kg
EC2310/VBB	Electric, Foot Switch	81.8kg
EC2315/VBB	Electric with Electric Backrest - Hand Switch	84.1kg
EC2320/VBB	Electric with Electric Backrest - Foot Switch	84.1kg

Alternative colours available at extra cost. Change suffix 'VBB' on the product code with any of the following i.e. Electric with Electric Backrest - Hand Switch in Peach - EC2315/VPE



# Examination & Treatment Couch, Three Section, Mobile, Bariatric



## Features

- BS 2838-2: 1991 Examination & general treatment couches, build, performance & safety specifications
- EN 60601-1:2006+A12:2014 Medical electrical equipment. General requirements for basic safety & essential performance
- Electric height adjustment
- Height adjustment from 520 - 950mm
- Adjustable angle backrest
  - Manual -25 to +90 degrees
  - Electric -22 to +90 degrees
- Adjustable angle footrest from -25 to +75 degrees
- Anti-trap gas strut fitted with a release lever used on the back & footrest sections (optional electric backrest)
- 125mm swivel castors featuring a central locking & steering facility
- Clearance beneath frame allows access for mobile hoists
- 230V ~, 50/60Hz actuator fitted with a UK 3 pin plug & available with a hand or foot switch
- Seamless upholstery using flame retardant antimicrobial vinyl
- Swing down side support rails fitted to either side
- Frames prepared to accept optional accessories
- Maximum capacity 325kg



Foot Switch

Hand Switch



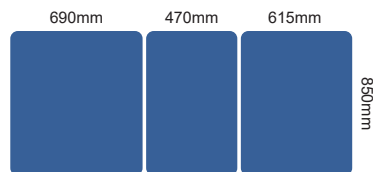
EC2340/VBB

## Dimensions (w x d x h)

- 850 x 1790 x 520 - 950mm

## Standard Colours

- Paint - White
- Vinyl - Bristol Blue



## Options

- E04/U - Side Support Rails C/W Cushions Upgrade (Pair)
- E18 - Battery Back Up
- E19 - Paper Roll Holder
- E21 - Breather Hole & Plug

Item	Description	Weight
EC2325/VBB	Electric, Hand Switch	88.0kg
EC2330/VBB	Electric, Foot Switch	88.0kg
EC2335/VBB	Electric with Electric Backrest - Hand Switch	90.3kg
EC2340/VBB	Electric with Electric Backrest - Foot Switch	90.3kg

Alternative colours available at extra cost. Change suffix 'VBB' on the product code with any of the following i.e. Electric, Foot Switch in Flame Red - EC2330/VFR





## Examination & Treatment Chair, Drop End, Three Section



### Features

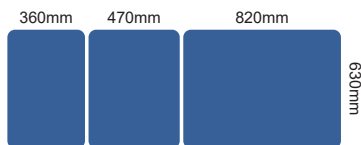
- BS 2838-2: 1991 Examination & general treatment couches, build, performance & safety specifications
- EN 60601-1:2006+A12:2014 Medical electrical equipment. General requirements for basic safety & essential performance
- Electric or hydraulic height adjustment
- Height adjustment from 490 - 950mm
- Adjustable angle backrest
  - Manual -25 to +90 degrees
  - Electric -22 to +90 degrees
- Adjustable angle footrest from -90 to +10 degrees
- Anti-trap gas struts fitted with release levers used on the back & footrest sections (optional electric backrest)
- Retractable castors fitted to both ends to assist with movement & positioning
- One adjustable foot fitted to allow levelling on uneven floors
- Clearance beneath frame allows access for mobile hoists
- Electric models (230V ~, 50/60H) fitted with a UK 3 pin plug & available with a hand or foot switch
- Hydraulic models use a foot pump pedal positioned on both sides of the couch
- Seamless upholstery using flame retardant anti-microbial vinyl
- Frames prepared to accept optional accessories
- Maximum capacity 225kg

### Dimensions (w x d x h)

- 630 x 1710 x 490 - 950mm

### Standard Colours

- Paint - White
- Vinyl - Bristol Blue




### Options

- E02 - Paper Roll Holder
- E05 - Breather Hole & Plug
- E06 - Battery Back Up
- E07 - Height Adjustable Armrests (Pair)
- E08 - Infusion Pole
- E09 - Bowl
- E10 - Bowl Support
- E13 - Phlebotomy Armrests (Pair)
- E14 - Side Support Loops (Pair)



Item	Description	Weight
EC4305/VBB	Hydraulic	66.5kg
EC4310/VBB	Electric, Hand Switch	66.5kg
EC4315/VBB	Electric, Foot Switch	66.5kg
EC4320/VBB	Electric with Electric Backrest - Hand Switch	68.8kg
EC4325/VBB	Electric with Electric Backrest - Foot Switch	68.8kg

Alternative colours available at extra cost. Change suffix 'VBB' on the product code with any of the following i.e. Electric - Foot Switch in Peach - EC4315/VPE





# Examination & Treatment Chair, Drop End, Three Section, Bariatric



## Features

- BS 2838-2: 1991 Examination & general treatment couches, build, performance & safety specifications
- EN 60601-1:2006+A12:2014 Medical electrical equipment. General requirements for basic safety & essential performance
- Electric height adjustment
- Height adjustment from 520 - 950mm
- Adjustable angle backrest
  - Manual -25 to +90 degrees
  - Electric -22 to +90 degrees
- Adjustable angle footrest from -90 to +10 degrees
- Anti-trap gas strut fitted with a release lever used on the back & footrest sections
- Retractable castors fitted to both ends to assist with movement & positioning
- One adjustable foot fitted to allow levelling on uneven floors
- Clearance beneath frame allows access for mobile hoists
- 230V ~, 50/60Hz actuator fitted with a UK 3 pin plug & available with a hand or foot switch
- Seamless upholstery using flame retardant antimicrobial vinyl
- Frames prepared to accept optional accessories
- Maximum capacity 325kg



Foot Switch



Hand Switch

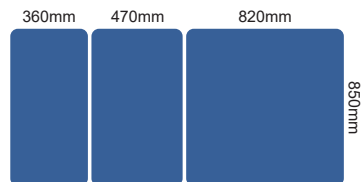
Planned Preventative Maintenance  
Contact us for details

## Dimensions (w x d x h)

- 850 x 1790 x 520 - 950mm

## Standard Colours

- Paint - White
- Vinyl - Bristol Blue



## Options

- E07 - Height Adjustable Armrests (Pair)
- E08 - Infusion Pole
- E09 - Bowl
- E10 - Bowl Support
- E13 - Phlebotomy Armrests (Pair)
- E14 - Side Support Loops (Pair)
- E18 - Battery Back Up
- E19 - Paper Roll Holder
- E21 - Breather Hole & Plug



EC4330/VBB

Item	Description	Weight
EC4330/VBB	Electric, Hand Switch	76.7kg
EC4335/VBB	Electric, Foot Switch	76.7kg
EC4340/VBB	Electric with Electric Backrest - Hand Switch	79.0kg
EC4345/VBB	Electric with Electric Backrest - Foot Switch	79.0kg

Alternative colours available at extra cost. Change suffix 'VBB' on the product code with any of the following i.e. Electric with Electric Backrest - Foot Switch in Aquamarine - EC4345/VAQ



## Phlebotomy Chair, Variable Height



### Features

- BS 2838-2: 1991 Examination & general treatment couches, build, performance & safety specifications
- EN 60601-1:2006+A12:2014 Medical electrical equipment. General requirements for basic safety & essential performance
- Electric or hydraulic height adjustment
- Height adjustment from 490 - 950mm
- Adjustable angle backrest
  - Manual -25 to +90 degrees
  - Electric -22 to +90 degrees
- Adjustable angle footrest from -90 to +10 degrees
- Anti-trap gas struts fitted with release levers used on the back & footrest sections (optional electric backrest)
- Retractable castors fitted to both ends to assist with movement & positioning
- One adjustable foot fitted to allow levelling on uneven floors
- Clearance beneath frame allows access for mobile hoists
- Electric models (230V ~, 50/60H) fitted with a UK 3 pin plug & available with a hand or foot switch
- Hydraulic models use a foot pump pedal positioned on both sides of the couch
- Seamless upholstery using flame retardant anti-microbial vinyl
- Adjustable polyurethane phlebotomy armrests
- Side support loops assist with patient mount & dismount (self-assembly)
- Paper roll holder (suitable for rolls max 510mm wide x 200mm diameter)
- Frames prepared to accept optional accessories
- Maximum capacity 225kg



Foot Switch

Hand Switch



EC5305/VBB

### Dimensions (w x d x h)

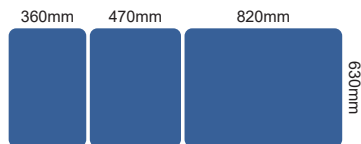
- 770 x 1710 x 490 - 950mm

### Options

- E06 - Battery Back Up

### Standard Colours

- Paint - White
- Vinyl - Bristol Blue



Item	Description	Weight
EC5305/VBB	Hydraulic	67.0kg
EC5310/VBB	Electric, Hand Switch	67.0kg
EC5315/VBB	Electric, Foot Switch	67.0kg
EC5320/VBB	Electric with Electric Backrest - Hand Switch	69.3kg
EC5325/VBB	Electric with Electric Backrest - Foot Switch	69.3kg

Alternative colours available at extra cost. Change suffix 'VBB' on the product code with any of the following i.e. Electric - Foot Switch in Graphite - EC5315/VGH



# Phlebotomy Chair, Variable Height, Bariatric



## Features

- BS 2838-2: 1991 Examination & general treatment couches, build, performance & safety specifications
- EN 60601-1:2006+A12:2014 Medical electrical equipment. General requirements for basic safety & essential performance
- Electric height adjustment
- Height adjustment from 490 - 950mm
- Adjustable angle backrest
  - Manual -25 to +90 degrees
  - Electric -22 to +90 degrees
- Adjustable angle footrest from -90 to +10 degrees
- Anti-trap gas struts fitted with release levers used on the back & footrest sections
- Retractable castors fitted to both ends to assist with movement & positioning
- One adjustable foot fitted to allow levelling on uneven floors
- Clearance beneath frame allows access for mobile hoists
- 230V ~, 50/60Hz actuator fitted with a UK 3 pin plug & available with a hand or foot switch
- Seamless upholstery using flame retardant anti-microbial vinyl
- Adjustable polyurethane phlebotomy armrests
- Side support loops assist with patient mount & dismount (self-assembly)
- Paper roll holder (suitable for rolls max 510mm wide x 200mm diameter)
- Frames prepared to accept optional accessories
- Maximum capacity 325kg



Foot Switch



Hand Switch

Planned Preventative Maintenance  
Contact us for details

## Dimensions (w x d x h)

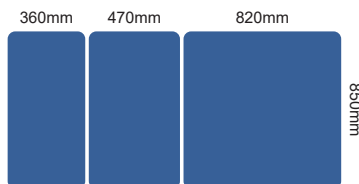
- 990 x 1710 x 490 - 950mm

## Standard Colours

- Paint - White
- Vinyl - Bristol Blue


## Options

- E18 - Battery Back Up



Item	Description	Weight
EC5330/VBB	Electric, Hand Switch	77.2kg
EC5335/VBB	Electric, Foot Switch	77.2kg
EC5340/VBB	Electric with Electric Backrest - Hand Switch	79.5kg
EC5345/VBB	Electric with Electric Backrest - Foot Switch	79.5kg

Alternative colours available at extra cost. Change suffix 'VBB' on the product code with any of the following i.e. Electric with Electric Backrest - Hand Switch in Onyx Black - EC5340/VOB



## Phlebotomy Chair, Fixed Height

### Features

- Adjustable polyurethane phlebotomy armrest (height, rotation & angle)
- Armrest can be positioned on either side of the chair (additional armrest available if required)
- Four-leg design
- Fire retardant & antimicrobial vinyl upholstery
- Black finish tubular frame
- Maximum capacity 95kg

### Standard Colours

- Vinyl - Marina

### Options

- E15 - Phlebotomy Armrest (Single)



TS/PH/VVMA

Replace suffix on the product code with any of the following to select your colour i.e.  
Phlebotomy Four Leg Chair in Rust Vinyl - TS/PH/VVRT

### Vinyl - Camira Vita



VVMA VVWL VVTO VVSL VVOL VVNR VVAO VVEO VVPK VVRT

Item	Description	Seat Height	Back Height	Seat Width	Overall Width	Seat Depth	Overall Depth	Weight
TS/PH/VVMA	Phlebotomy, Four Leg	500mm	290mm	470mm	530mm	430mm	580mm	8.6kg



## Paper Roll Holder

### E02 - Standard Couch / E19 - Bariatric Couch

- Fitted to the head section
- Suitable for rolls max 510mm wide x 200mm diameter



## Side Support Rails (Pair)

### E03


- Swing down-side support rails
- Can be added to either one or both sides of the couch to provide additional safety for patients



## Cushioned Side Support Rails (Pair)

### E04 - E04/U

- Vinyl upholstered swing down-side support rails
- Can be added to either one or both sides of the couch to provide additional safety for patients
- Upgrade option for factory fitted side support rails (E04/U)



## Breather Hole & Plug

### E05 - Standard Couch / E21 - Bariatric Couch

- Breather hole located in backrest section to improve patient comfort when in the prone position
- Supplied with a plug / insert



## Battery Back Up

### E06 - Standard Couch / E18 - Bariatric Couch


- Allows the couch to be lowered in a controlled manner in the event of a power failure
- Provides enough charge for 1-3 cycles



## Height Adjustable Armrests (Pair)

### E07

- Height adjustable easy clean moulded polyurethane armrests



## Infusion Pole

### E08


- Height adjustable two hook infusion pole
- Cannot be fitted in conjunction with side support rails - E03, E04, E04/U



## Bowl

### E09

- 360mm diameter 304 Grade stainless steel bowl



## Bowl Support

### E10

- Support to hold 360mm diameter 304 Grade stainless steel bowl
- Order bowl separately



## Lithotomy Stirrups (Pair)

### E11

- Traditional lithotomy stirrups



## Leg Supports (Pair)

### E12

- Fully adjustable easy clean moulded polyurethane leg supports



## Phlebotomy Armrests (Pair)

### E13

- Fully adjustable easy clean moulded polyurethane armrests





## Side Support Loops (Pair)

### E14

- Side support loops to assist mount / dismount & provide patient security



EC5305/VBB



## Manufacturing Medical Furniture & Equipment Since 1953

With over 70 years of experience, Bristol Maid is a leading manufacturer and supplier of medical furniture & equipment.

From design and manufacture to supply and installation, Bristol Maid has a reputation for providing high product quality, excellent customer service and value for money.

We take pride in working in close partnership with our customers applying innovative design and technology to deliver effective solutions for today while anticipating the needs of tomorrow.



**MADE IN  
BRITAIN**

Hospital Metalcraft Limited  
Blandford Heights, Blandford Forum,  
Dorset. DT11 7TG, UK

Tel: +44 (0) 1258 451338  
Fax: +44 (0) 1258 455056  
sales@bristolmaid.com

[www.bristolmaid.com](http://www.bristolmaid.com)

Supplied proudly in New Zealand by

**WS<sup>+</sup>**  
**MEDICAL**

WS Medical

Email: [admin@wsmedical.co.nz](mailto:admin@wsmedical.co.nz)  
Freephone: 0800 330 331

[www.wsmedical.co.nz](http://www.wsmedical.co.nz)

