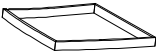

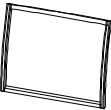
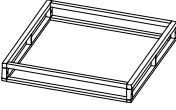
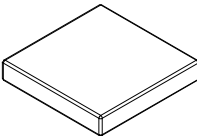
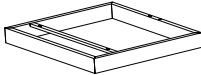
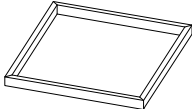

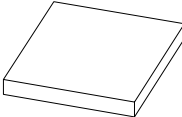
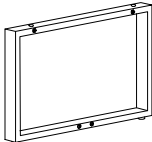
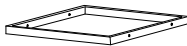


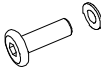
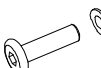
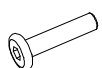





Packing List

PF20099

						
A 2pcs	B 2pcs	C 2pcs	D 2pcs	E 2pcs	F 4pcs	
	 long				 short	
G 2pcs	H 2pcs	I 2pcs	J 2pcs	K 1pc	L 1pc	
 glass	 M6*16	 M6*25	 M6*35	 M6*58		
M 1pc	N12+3pcs	O 12+3 pcs	P12+3 pcs	Q12+3pcs	R 1pc	S 1pc

WARNING: Cushions must be put away in rainy and windy days in case they are diminished or blown away.

ASSEMBLY TIPS: Please use the hardware and accessories included in the set. **DO NOT** use other electrical or manual tools. In order to facilitate the assembly and make your final product firm and stable, please tighten by a few rounds each screw one by one. After all screws are connected, then you start to tighten each screw to the end.

DO NOT tighten any screw to the end before you have connected all screws.

The assembly requires minimal level of DIY skills if you follow the instructions carefully. In case you encounter any difficulty or have any questions, feel free to contact the store or manufacturer.