




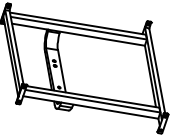






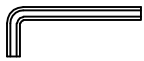






PF19268

PatioFestival

Packing List

PF19268

 Right Armrest	2PCS	 Left Armrest	2PCS	 Chair Back	2PCS
 Seat Board	2PCS	 Chair Base	2PCS	 Plate	4PCS
 M6*12	20PCS (+6 as spare parts)	 M8*35	8PCS (+4 as spare parts)	 Screw Nut	8PCS (+4 as spare parts)
 Spring Washer	4PCS (+4 as spare parts)	 Hex Key for M6	1PC	 Spanner for M8	2PCS
 Washer for M6	20PCS (+6 as spare parts)	 Washer for M8	8PCS (+4 as spare parts)	 Cushion	2PCS

WARNING: Cushions must be put away in rainy and windy days in case they are diminished or blown away.

Assembly Tips: Please use the hardware and accessories included in the set. DO NOT use other electrical or manual tools. In order to facilitate the assembly and make your final product firm and stable, please tighten by a few rounds each screw one by one. After all screws are connected, then you start to tighten each screw to the end.

DO NOT tighten any screw to the end before you've connected all screws.

The assembly requires minimal level of DIY skills if you follow the instructions carefully. In case you encounter any difficulty or have any questions, feel free to contact the store or manufacturer.