

Aircast® AirSelect™ Standard patient information

(01EF-XS, 01EF-S, 01EF-M, 01EF-L, 01EF-XL)

Aircast® AirSelect™ Standard

AirSelect Standard:

- For moderate level of support.
- Specifically designed for stable fractures of the lower leg, foot, and ankle ; sever ankle sprains; and post-operative use.
- Two customizable distal aircells.

Application Information

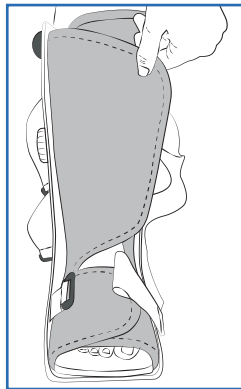
A cotton or cast sock will enhance comfort – NOT INCLUDED

1 Prepare Brace

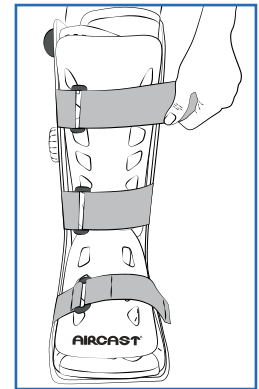
- Unfasten straps.
- Remove front panel.
- Open liner.

2 Apply brace

- While seated, place foot in brace.
- Position heel against back of the brace.
- Wrap liner around foot and then leg.



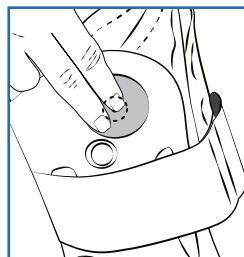
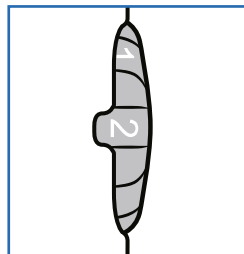
- Replace front panel.
- Position front panel so the Aircast logo is over the toes.
- Secure straps from bottom to top.
- Tighten until snug and comfortable.



3 Adjust Aircell Compression

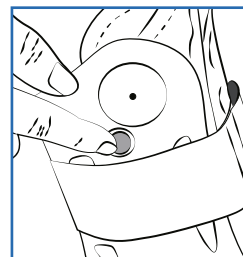
The STANDARD walking brace aircells are initially deflated

- Begin inflation on injured side first. Turn the SELECTOR found on the right-side of the brace to the appropriate number. Number 1 inflates the aircell on the right-side and Number 2 inflates the aircell on the left-side.
- To inflate aircell, press and release LARGE inflation pump found on the top right-side of brace. Pump until aircell feels snug.
- Repeat to inflate other aircell.



4 Deflate Aircells

- To deflate aircells, turn the SELECTOR to the proper aircell number.
- Press and hold finger on SMALL release button found on the top right-side of brace.
- Deflate until pressure is comfortable.



NOTE:
Deflate aircells before removing brace for proper fit when reapplying.

Higher pressure provides more support when walking, lower pressure is more comfortable when sitting or reclining. Pressure can also be adjusted by tightening or loosening straps.

CLEANING INSTRUCTIONS:

The foam liner may be hand-washed in 86°F/30°C water with mild detergent and air-dried. Do not put in dryer or use other heat source to dry.

MATERIAL COMPONENTS

Shell: Polypropylene
Front Panel: High Density Polyethylene
Straps: Nylon
Inflation Pumps: Thermoplastic Polyurethane
Liner: Nylon/Polyurethane/Polyester (Outer/Foam /Inner mesh)
Binding: Polyester
Outer Sole / Insole: EVA/Rubber
Selector dial: Nylon

PATENT PENDING

DJO, LLC.
1430 Decision Street
Vista, CA 92081-8553 U.S.A.
Phone 760.727.1280
Toll Free 800.526.8785
Fax 800.457.4221
djoglobal.com/aircast



DJOGlobal.com