



# CATÁLOGO ILUMINACIÓN

Producto disponible en México



**Electrical**  
El Poder de la Calidad

---

## **SOBRE SATCO**

---

**Satco | Nuvo®** es un fabricante **líder de soluciones de iluminación** que incluyen bombillas, iluminación decorativa, iluminación funcional y de tareas, así como componentes de iluminación. **Llevamos más de 12.000 skus en un momento dado y fabricamos aproximadamente 2,3 productos nuevos al día.** Somos un recurso de iluminación para casi todas las aplicaciones en el paisaje residencial, comercial e industrial, y nos enorgullecemos de nuestra capacidad para servir a la comunidad de iluminación como una solución de un solo proveedor. **El compromiso de Satco con nuestros clientes significa entregar continuamente productos, precios y asociaciones.** Ya sea fabricando productos para resolver desafíos de instalación y aplicación o trabajando con nuestros clientes en asociación para ayudarlos en sus proyectos, negocios y objetivos de ventas. Satco es una empresa “orientada a las soluciones”.




## SOLUCIONES QUE RESPONDEN A LAS NECESIDADES DE SU APLICACIÓN

---

La iluminación ha experimentado una **gran transición con LED**, pero no todo el mundo está preparado para emprender una transición tecnológica completa. Si bien **Satco ofrece una de las selecciones más grandes y en crecimiento de tecnologías LED** emergentes en accesorios y lámparas en la industria, también entendemos que la transición de tecnologías antiguas a tecnologías nuevas puede llevar tiempo y dinero. El cambio es a menudo una gran empresa, por lo que **Satco diseña productos que ayudan a salvar la transición**. Fabricamos iluminación que ayuda a modernizar las luminarias tradicionales con nuevas bombillas LED, por lo que **aprovechar los beneficios del LED sin tener que invertir en nuevas luminarias y los costosos costos** de mano de obra es fácil, y los clientes de iluminación pueden adoptar la nueva tecnología a un ritmo que les resulte cómodo.

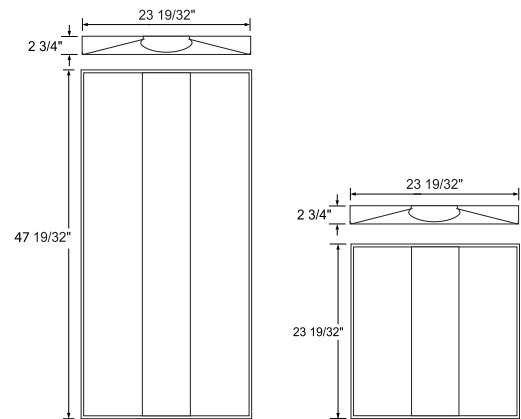
# Portafolio Iluminación FG Electrical



## Toffers de temperatura de color fija

### Características:

- Acabado en color blanco
- Diseño volumétrico
- Lente linear acrílico prismático
- Driver Flicker-free
- Distribución de luz amplia y uniforme Temperatura de operación -20°C to 40°C Montaje en falso plafón
- 5 años de garantía



### Toffers de temperatura de color fija



Modelo	Descripción	W	Voltaje	CRI	Temperatura de Color	Lumenes	Vida Util	UCP	Empaque
65-421	2x2 Troffer - 30W - 3500K	30	100-277	80	3500K	3750	50K	045923534218	1
65-422	2x2 Troffer - 30W - 4000K	30	100-277	80	4000K	3750	50K	045923534225	1
65-423	2x2 Troffer - 30W - 5000K	30	100-277	80	5000K	3750	50K	045923534232	1
65-427	2x4 Troffer - 40W - 3500K	40	100-277	80	3500K	5000	50K	045923534270	1
65-428	2x4 Troffer - 40W - 4000K	40	100-277	80	4000K	5000	50K	045923534287	1
65-429	2x4 Troffer - 40W - 5000K	40	100-277	80	5000K	5000	50K	045923534294	1
65-430	2x4 Troffer - 50W - 3500K	50	100-277	80	3500K	6250	50K	045923534300	1
65-431	2x4 Troffer - 50W - 4000K	50	100-277	80	4000K	6250	50K	045923534317	1
65-432	2x4 Troffer - 50W - 5000K	50	100-277	80	5000K	6250	50K	045923534324	1

Consulta nuestro catálogo completo de productos en [fgelectrical.com](http://fgelectrical.com) o escanea nuestro QR.



# Portafolio Iluminación FG Electrical



Optional Protective Cage  
Item no. 65-498 (2'/800W & 100W))  
Item no. 65-499 (2'/115W))  
Item no. 65-500 (4')



86-211

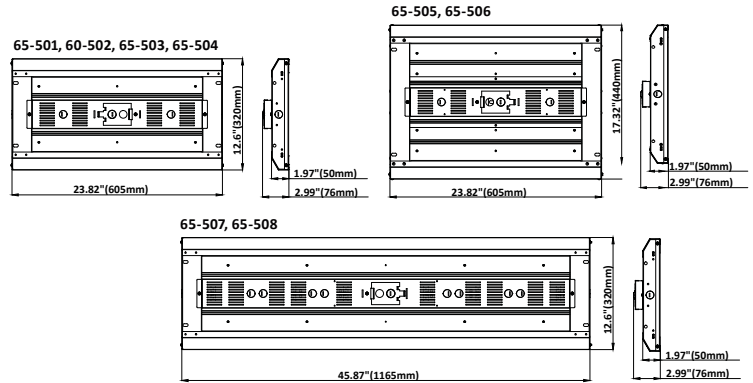


Optional Pendant / Surface Mount Kit  
Item no. 65-497

## Luminaria LED lineal para alto montaje

### Características:

- Distribución de luz amplia y uniforme
- Protección contra sobretensiones de 3KV
- Clasificación IP20
- Cadena de suspensión de 48 pulgadas
- Clips tipo "V" incluida
- Temperatura de funcionamiento -20°C a 45° C



### Luminaria LED lineal para alto montaje



Modelo	Descripción	W	LM	TCC	IRC	Lm/W	Atenuación	Voltaje alimentación	Vida Util	UCP	Empaque
65-501	Luminaria LED 2FT 80W	80	10400	4000K	80	130	1-10V	120-277	50K	045923535017	1
65-502	Luminaria LED 2FT 80W	80	10400	5000K	80	130	1-10V	120-277	50K	045923682391	1
65-503	Luminaria LED 2FT 110W	110	14300	4000K	80	130	1-10V	120-277	50K	045923535031	1
65-504	Luminaria LED 2FT 110W	110	14300	5000K	80	130	1-10V	120-277	50K	045923682407	1
65-505	Luminaria LED 2FT 165W	165	21450	4000K	80	130	1-10V	120-277	50K	045923535055	1
65-506	Luminaria LED 2FT 165W	165	21450	5000K	80	130	1-10V	120-277	50K	045923682414	1
65-507	Luminaria LED 4FT 225W	225	29250	4000K	80	130	1-10V	120-277	50K	045923535079	1
65-508	Luminaria LED 4FT 225W	225	29250	5000K	80	130	1-10V	120-277	50K	045923682421	1

### Accessories

65-498	Rejilla de protección blanco de 2FT	For 80W & 110W size								045923682124	10
65-499	Rejilla de protección blanco de 2FT	For 110W size								045923682131	10
65-500	Rejilla de protección blanco de 4FT	For 225W size								045923655005	10
86-202	Sensor de microondas									045923862021	30
86-211	Sensor PIR									045923862113	20
65-497	Kit de suspensión / Sobreponer									045923674426	20

Consulta nuestro catálogo completo de productos en [fgelectrical.com](http://fgelectrical.com) o escanea nuestro QR.

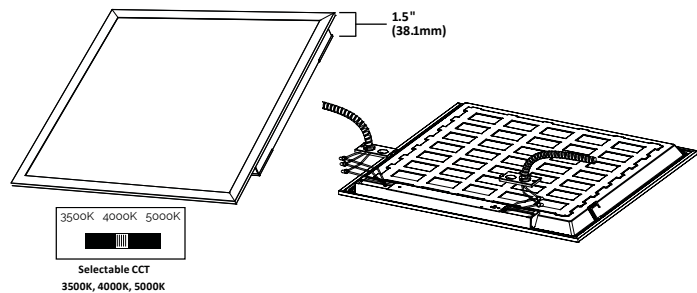
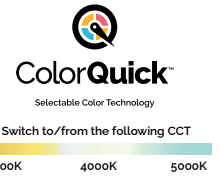


## Portafolio Iluminación FG Electrical

# Panel LED retroiluminado

### Presentando: Temperatura de color seleccionable

- Tecnología retroiluminada para una consistente y uniforme iluminación
- Temperatura de color seleccionable
- 3500K/4000K/5000K
- Driver Flicker-Free
- Opción para iluminación de emergencia
- Voltaje de alimentación de 100-277V y de 100-347V disponibles
- Disponible para empotrar, sobreponer y suspender ( con Kit )



### Panel LED retroiluminado



Modelo	Descripción	W	Voltaje	CRI	CCT Seleccionable	Lumenes de Salida	Vida Util	UCP	Empaque
65-571	2x2 LED BACK LIT FLAT PANEL	40	100-277V	>80	3500K/4000K/5000K	4200~4400	50K	045923659492	1
65-573	1x4 LED BACK LIT FLAT PANEL	40	100-277V	>80	3500K/4000K/5000K	4200~4400	50K	045923659508	1
65-572	2x4 LED BACK LIT FLAT PANEL	50	100-277V	>80	3500K/4000K/5000K	5250~5500	50K	045923659515	1
65-581	2x2 LED BACK LIT FLAT PANEL	40	100-347V	>80	3500K/4000K/5000K	4200~4400	50K	045923659522	1
65-582	2x4 LED BACK LIT FLAT PANEL	50	100-347V	>80	3500K/4000K/5000K	5250~5500	50K	045923659539	1
65-583	1x4 LED BACKLIT FLAT PANEL	40	100-347V	>80	3500K/4000K/5000K	4200- 4400	50K	045923650789	1
65-575	2x2 LED EM BACK LIT FLAT PANEL	40	100-277V	>80	3500K/4000K/5000K	4200~4400	50K	045923659546	1
65-576	2x4 LED EM BACK LIT FLAT PANEL	50	100-277V	>80	3500K/4000K/5000K	5250~5500	50K	045923659553	1
65-577	1x4 LED EM BACK LIT FLAT PANEL	40	100-277V	>80	3500K/4000K/5000K	4200~4400	50K	045923655616	1
65-585	2x2 LED EM BACK LIT FLAT PANEL	40	100-347V	>80	3500K/4000K/5000K	4200~4400	50K	045923659560	1
65-586	2x4 LED EM BACK LIT FLAT PANEL	50	100-347V	>80	3500K/4000K/5000K	5250~5500	50K	045923659577	1
65-587	1x4 LED EM BACKLIT FLAT PANEL	40	100V-347V	>80	3500K/4000K/5000K	4200- 4400	50K	045923650796	1

#### Accesorios

65-591	2x2 SUSPENSION KIT							045923659584	30/1
65-592	1x4 SUSPENSION KIT							045923659591	30/1
65-593	2x4 SUSPENSION KIT							045923659607	30/1
65-595	1x4 F RAME KIT	48" L x 12	1 1/16" W x 4	5/16" D				045923673610	10/1
65-596	2x2 F RAME KIT	24	3/16" L x 24	3/16" W x 4	5/16" D			045923663628	10/1
65-597	2x4 F RAME KIT	48" L x 24	3/16" W x 4	5/16" D				045923663635	10/1
65-588	1x4 F LANGE KIT	49	3/16" L x 13	1/4" W x 1 1/2" D				045923673641	10/1
65-589	2x2 F LANGE KIT	25	3/16" L x 25	3/16" W x 1 1/2" D				045923663598	10/1
65-590	2x4 F LANGE KIT	49	3/16" L x 25	3/16" W x 1 1/2" D				045923653667	10/1

Consulta nuestro catálogo completo de productos en [fgelectrical.com](http://fgelectrical.com) o escanea nuestro QR.

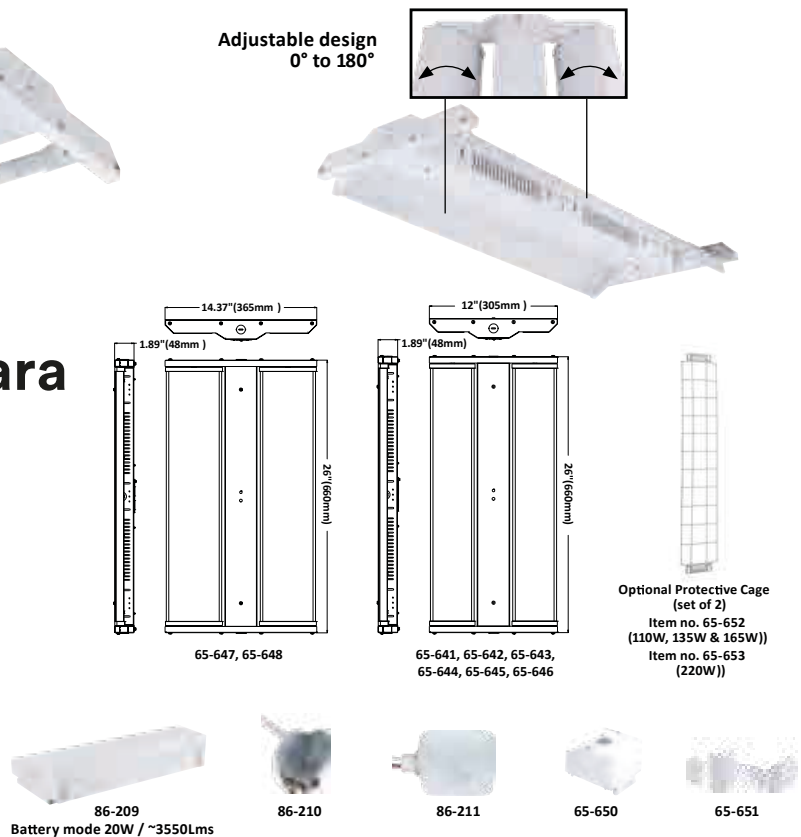


# Portafolio Iluminación FG Electrical

## Luminaria LED lineal para alto montaje ajustable

### Características:

- Diseño único ajustable Construcción robusta Acabado blanco
- Lente de policarbonato de alto impacto
- Cadenas de suspensión incluida de 40"
- Acabado de pintura en polvo horneada estabilizada a rayos UV
- Temperatura de operación -40°C to 50°C
- Clasificación IP40 5 años de garantía



### Adjustable High Bay



Modelo	Descripción	W	LM	TCC	IRC	Lm/W	Atenuación	Voltaje alimentación	Vida Util	UCP	Empaque
65-641	Luminaria LED lineal para alto montaje ajustable 110W		110	120-277V	80	4000	15297	100°	50K	045923674327	2
65-642	Luminaria LED lineal para alto montaje ajustable 110W		110	120-277V	80	5000	15470	100°	50K	045923674334	2
65-643	Luminaria LED lineal para alto montaje ajustable 135W		135	120-277V	80	4000	19562	100°	50K	045923674341	2
65-644	Luminaria LED lineal para alto montaje ajustable 135W		135	120-277V	80	5000	19770	100°	50K	045923674358	2
65-645	Luminaria LED lineal para alto montaje ajustable 165W		165	120-277V	80	4000	22970	100°	50K	045923674365	2
65-646	Luminaria LED lineal para alto montaje ajustable 165W		165	120-277V	80	5000	23223	100°	50K	045923674372	2
65-647	Luminaria LED lineal para alto montaje ajustable 220W		220	120-277V	80	4000	30394	100°	50K	045923674389	2
65-648	Luminaria LED lineal para alto montaje ajustable 220W		220	120-277V	80	5000	30742	100°	50K	045923674396	2

### Accessories

65-650	Kit para montaje colgante									045923656507	20
65-651	Kit para montaje sobreponer									045923674464	20
86-209	Batería de respaldo									045923862090	10
86-210	Sensor de microondas									045923862106	20
86-211	Sensor PIR									045923862113	20
65-652	Rejilla de protección; 110/135/165W									045923862113	20
65-653	Rejilla de protección; 110/135/165W; 220W									045923862113	20

Consulta nuestro catálogo completo de productos en [fgelectrical.com](http://fgelectrical.com) o escanea nuestro QR.



# Portafolio Iluminación FG Electrical



65-690



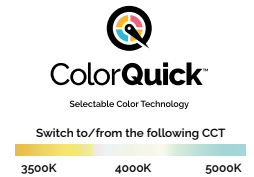
65-694



65-691



65-695

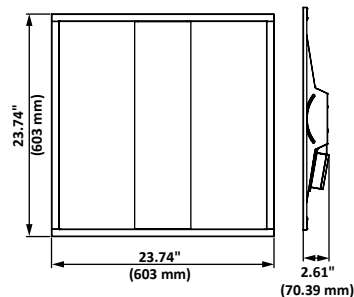



## Troffers de potencia y temperatura de color seleccionables.

### Versiones de canasta simple y doble

#### Características:

- Temperatura de color seleccionable
- 3500K/4000K/5000K
- Potencia seleccionable
- Diseño volumétrico
- Lente linear acrílico prismático Distribución de luz amplia y uniforme Acabado en color blanco
- Driver Flicker-free
- Temperatura de operación -20°C to 40°C Montaje en falso plafón
- 5 años de garantía



#### Troffers de potencia y temperatura de color seleccionables.



Modelo	Descripción	W	Voltaje	CRI	Temperatura de Color	Lumenes	Vida Util	UCP	Empaque
65-690	2X2 SINGLE BASKET TROFFER	30/35/40	100-277	80	3500K/ 4000K/ 5000K	3300-4400	50K	045923656088	1
65-691	2X4 SINGLE BASKET TROFFER	30/40/50	100-277	80	3500K/ 4000K/ 5000K	3300-5500	50K	045923655104	1
65-694	2X2 DOUBLE BASKET TROFFER	30/35/40	100-277	80	3500K/ 4000K/ 5000K	3300-4600	50K	045923655197	1
65-695	2X4 DOUBLE BASKET TROFFER	30/40/50	100-277	80	3500K/ 4000K/ 5000K	3300-5750	50K	045923655203	1


Consulta nuestro catálogo completo de productos en [fgelectrical.com](http://fgelectrical.com) o escanea nuestro QR.






## Portafolio Iluminación FG Electrical

# Wide Strips



### Accessories




### Wide Strips

Número Producto	Descripción lámpara	W	V	Terminado	CRI	CCT	Lm	Life/Hrs.	UPC	Case Pack
65-1132*	Tira de luz LED ancha de 38W	38	120-277V	Blanco	80	4000K	4829	50K	045923682001	6
65-1133*	Tira de luz LED ancha de 38W	38	120-277V	Blanco	80	5000K	4909	50K	045923682018	6
65-1135*	Tira de luz LED de ancho conectable de 38W	38	120-277V	Blanco	80	4000	4829	50K	045923682025	6
65-1136*	Tira de luz LED de ancho conectable de 38W	38	120-277V	Blanco	80	5000K	4909	50K	045923682032	6
Con sensor incorporado										
65-1142	Tira de luz LED ancha de 40 W con sensor incorporado	40	120-277V	Blanco	80	4000K	4829	50K	045923682049	6
65-1143	Tira de luz LED ancha de 40 W con sensor incorporado	40	120-277V	Blanco	80	5000K	4909	50K	045923682056	6
65-1145	Tira de luz LED de 40 W de ancho conectable con sensor incorporado	40	120-277V	Blanco	80	4000K	4829	50K	045923682063	6
65-1146	Tira de luz LED de 40 W de ancho conectable con sensor incorporado	40	120-277V	Blanco	80	5000K	4909	50K	045923682070	6
Con respaldo de batería de emergencia										
65-1152*	Luz de tira ancha de respaldo de batería de emergencia LED de 40W	40	120-277V	Blanco	80	4000K	4829	50K	045923682087	6
65-1153*	Luz de tira ancha de respaldo de batería de emergencia LED de 40W	40	120-277V	Blanco	80	5000K	4909	50K	045923682094	6
65-1155*	Tira de luz amplia conectable de respaldo de batería de emergencia LED de 40 W	40	120-277V	Blanco	80	4000K	4829	50K	045923682100	6
65-1156*	40W LED Emergency Battery Back Up Wide Connectible Strip Light	40	120-277V	Blanco	80	5000K	4909	50K	045923682117	6
Accesorios										
65-1118	Conector rápido								045923681943	100
65-1119	Cable rápido de 18 "								045923681950	100
65-1137	Kit de suspensión								045923682155	48
86-210	* Sensor de microondas - Blanco								045923862106	20
86-211	* Sensor PIR - Blanco								045923862113	20

Consulta nuestro catálogo completo de productos en [fgelectrical.com](http://fgelectrical.com) o escanea nuestro QR.



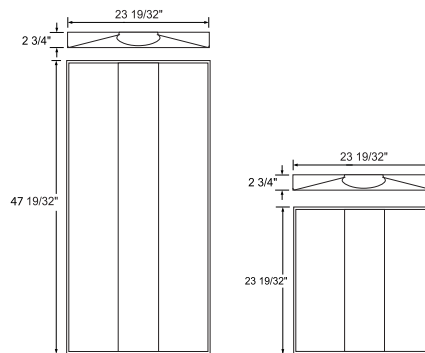
## Portafolio Iluminación FG Electrical



### Troffers de TCC fija batería de respaldo emergencia

#### Características:

- Acabado en color blanco
- Diseño volumétrico
- Lente linear acrílico prismático
- Driver Flicker-free
- Distribución de luz amplia y uniforme Botón de prueba e indicador luminoso de 90 minutos para batería
- No se requiere cableado extra Temperatura de operación -20°C to 40°C Montaje en falso plafón
- 5 años de garantía



#### Potencia de batería

8W/1000Lm

#### Troffers de TCC fija batería de respaldo emergencia



Modelo	Descripción	W	Voltaje	CRI	Temperatura de Color	Lumenes	Vida Util	UCP	Empaque
65-445	EM 2x2 Troffer - 30W - 3500K	30	100-277	80	3500K	3750	50K	045923534454	1
65-446	EM 2x2 Troffer - 30W - 4000K	30	100-277	80	4000K	3750	50K	045923534461	1
65-447	EM 2x2 Troffer - 30W - 5000K	30	100-277	80	5000K	3750	50K	045923534478	1
65-451	EM 2x4 Troffer - 40W - 3500K	40	100-277	80	3500K	5000	50K	045923534515	1
65-452	EM 2x4 Troffer - 40W - 4000K	40	100-277	80	4000K	5000	50K	045923534522	1
65-453	EM 2x4 Troffer - 40W - 5000K	40	100-277	80	5000K	5000	50K	045923534539	1
65-454	EM 2x4 Troffer - 50W - 3500K	50	100-277	80	3500K	6250	50K	045923534546	1
65-455	EM 2x4 Troffer - 50W - 4000K	50	100-277	80	4000K	6250	50K	045923534553	1
65-456	EM 2x4 Troffer - 50W - 5000K	50	100-277	80	5000K	6250	50K	045923534560	1

Consulta nuestro catálogo completo de productos en [fgelectrical.com](http://fgelectrical.com) o escanea nuestro QR.



## Portafolio Iluminación FG Electrical

# LED T10 HIGH LUMEN LAMPS

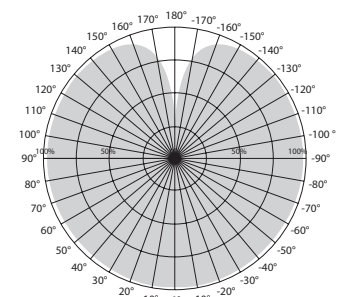


### Features:

- High lumen output
- Generates less heat than halogen
- 3000 & 4000K
- c-UL-us Listed
- 3 Year warranty

### Applications

- Replaces Halogen T10 double envelope
- Picture lights
- Sconces
- Showcase displays
- Ceiling fixtures



Beam Angle: 360°



Item	Description	W	V	Bulb Shape	Base	Finish	CCT	Lm	CRI	MOL (in.)	MOD (in.)	Life (hrs.)	UPC	Pack
S11218	8T10/LED/HL/30K/FR/ND/CD	8	120	T10	E26	FR	3000K	1020	80	4.02	1.26	15K	045923112188	24/12
S11219	8T10/LED/HL/40K/FR/ND/CD	8	120	T10	E26	FR	4000K	1080	80	4.02	1.26	15K	045923112195	24/12

Not for use in wet or damp locations.

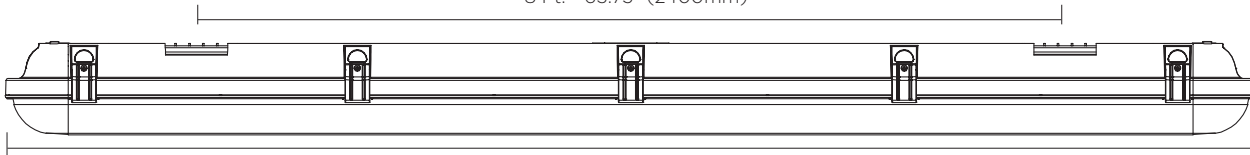
Consulta nuestro catálogo completo de productos en [fgelectrical.com](http://fgelectrical.com) o escanea nuestro QR.



# Portafolio Iluminación FG Electrical

## VAPOR TIGHT CCT SELECTABLE

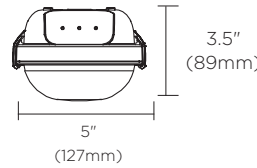
2 Ft. - 10.25" (600mm)  
4 Ft. - 31.5" (1200mm)  
8 Ft. - 63.75" (2400mm)



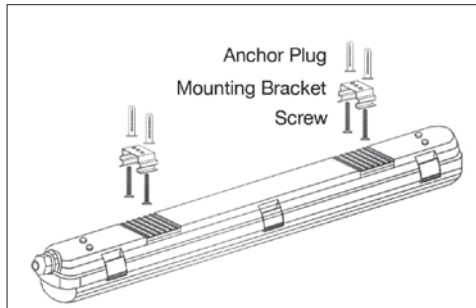
23.625" (600mm)  
47.25" (1200mm)  
94.5" (2400mm)



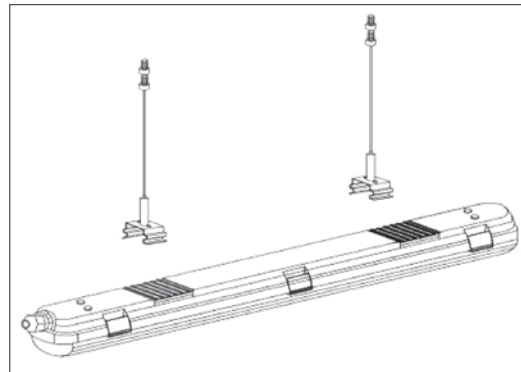
IP68 Connector



Surface installation



Suspension installation



Item	Description	W	CCT	Lm	Pack
65-820*	2' - Gray	20W	3000/4000/5000	2164 - 2505	6
65-821**	4' - Gray	40W/50W/60W	3000/4000/5000	5360 - 7991	6
65-822**	8' - Gray	50W/60W/72W	3000/4000/5000	6400 - 9360	1
65-823	2' w/ Sensor - Gray	20W	3000/4000/5000	2164 - 2505	6
65-824**	4' w/ Sensor - Gray	40W/50W/60W	3000/4000/5000	5360 - 7991	6
65-825**	8' w/ Sensor - Gray	50W/60W/72W	3000/4000/5000	6400 - 9360	1
<b>Accessories</b>					
65-826	2' & 4' Vapor Tight Suspension Kit - 3' Cable Length				100
65-827	8' Vapor Tight Suspension Kit - 3' Cable Length				50

\*Consult Satco or visit [www.satco.com](http://www.satco.com) for an up to date dimmer compatibility list. See warranty for details.

Product sheet NU1470

### Specifications

- \*\*
- \*\*
- 
- 
- \*
- 
- 
- 
- 
- 

### Certifications

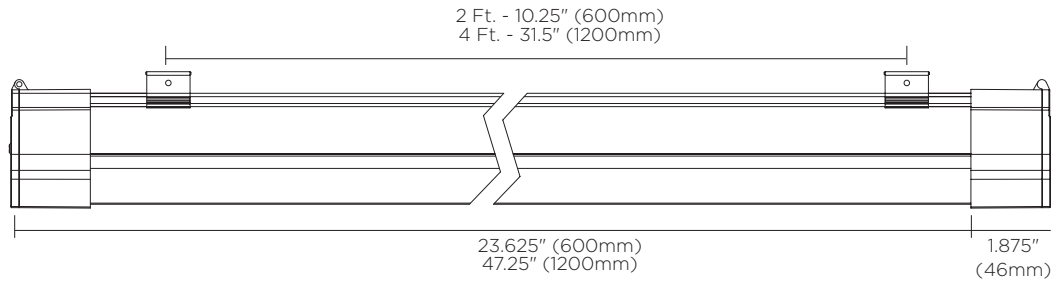


Consulta nuestro catálogo completo de productos en [fgelectrical.com](http://fgelectrical.com) o escanea nuestro QR.



# Portafolio Iluminación FG Electrical

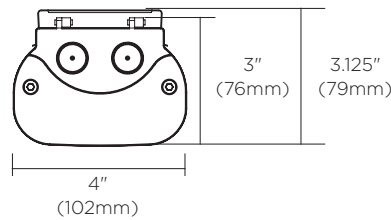
## TRI-PROOF CCT AND WATTAGE SELECTABLE



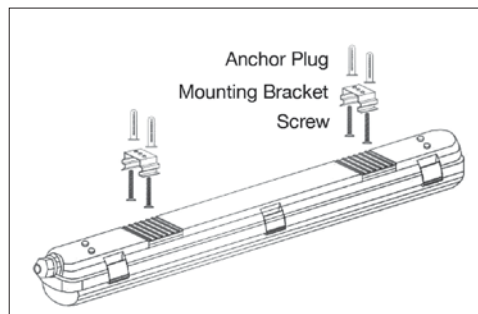
Tri-proof:  
Water/Dust Proof  
Vandal Proof  
Anti-corrosion



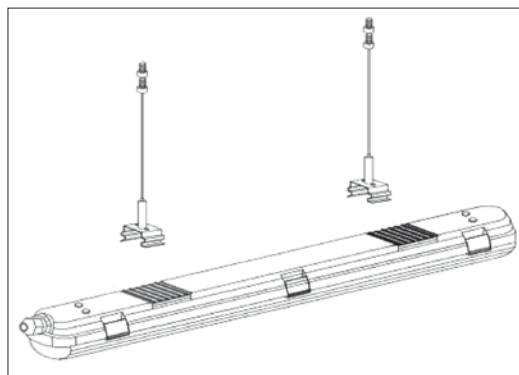
IP68 Connector



Surface installation



Suspension installation



Item	Description	W	CCT	Lm	Pack
65-830*	2' - Gray	20W	3000/4000/5000	2065 - 2249	6
65-831* **	4' - Gray	40W/50W/60W	3000/4000/5000	5040 - 7669	6
65-832	2' w/ Sensor - White/Gray	20W	3000/4000/5000	2065 - 2249	6
65-833*	4' w/ Sensor - White/Gray	40W/50W/60W	3000/4000/5000	5040 - 7669	6
Accessories					
65-828	2' & 4' Tri-Proof Suspension Kit - 3' Cable Length				100

\*Consult Satco or visit [www.satco.com](http://www.satco.com) for an up to date dimmer compatibility list. See warranty for details.

Product sheet NUI470

### Specifications

100-277V

80 CRI

50,000 HOURS

2KV SURGE PROTECTION

IP 65

IK 08

### Certifications



Consulta nuestro catálogo completo de productos en [fgelectrical.com](http://fgelectrical.com) o escanea nuestro QR.



# Portafolio Iluminación FG Electrical



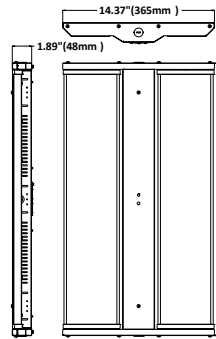
Adjustable design  
0° to 180°



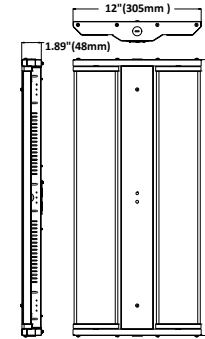
## Luminaria LED lineal para alto montaje ajustable

### Características:


- Diseño único ajustable Construcción robusta Acabado blanco
- Lente de policarbonato de alto impacto
- Cadenas de suspensión incluida de 40"
- Acabado de pintura en polvo horneada estabilizada a rayos UV
- Temperatura de operación -40°C to 50°C
- Clasificación IP40 5 años de garantía



65-647, 65-648



65-641, 65-642, 65-643, 65-644, 65-645, 65-646



Optional Protective Cage  
(set of 2)  
Item no. 65-652  
(110W, 135W & 165W))  
Item no. 65-653  
(220W))



86-209

Battery mode 20W / ~3550Lms



86-210



86-211



65-650



65-651



### Adjustable High Bay

Modelo	Descripción	W	LM	TCC	IRC	Lm/W	Atenuación	Voltaje alimentación	Vida Util	UCP	Empaque	
65-641	Luminaria LED lineal para alto montaje ajustable 110W		110		120-277V	80	4000	15297	100°	50K	045923674327	2
65-642	Luminaria LED lineal para alto montaje ajustable 110W		110		120-277V	80	5000	15470	100°	50K	045923674334	2
65-643	Luminaria LED lineal para alto montaje ajustable 135W		135		120-277V	80	4000	19562	100°	50K	045923674341	2
65-644	Luminaria LED lineal para alto montaje ajustable 135W		135		120-277V	80	5000	19770	100°	50K	045923674358	2
65-645	Luminaria LED lineal para alto montaje ajustable 165W		165		120-277V	80	4000	22970	100°	50K	045923674365	2
65-646	Luminaria LED lineal para alto montaje ajustable 165W		165		120-277V	80	5000	23223	100°	50K	045923674372	2
65-647	Luminaria LED lineal para alto montaje ajustable 220W		220		120-277V	80	4000	30394	100°	50K	045923674389	2
65-648	Luminaria LED lineal para alto montaje ajustable 220W		220		120-277V	80	5000	30742	100°	50K	045923674396	2

### Accessories

65-650	Kit para montaje colgante									045923656507	20
65-651	Kit para montaje sobreponer									045923674464	20
86-209	Batería de respaldo									045923862090	10
86-210	Sensor de microondas									045923862106	20
86-211	Sensor PIR									045923862113	20
65-652	Rejilla de protección; 110/135/165W									045923862113	20
65-653	Rejilla de protección; 110/135/165W; 220W									045923862113	20

Consulta nuestro catálogo completo de productos en [fgelectrical.com](http://fgelectrical.com) o escanea nuestro QR.

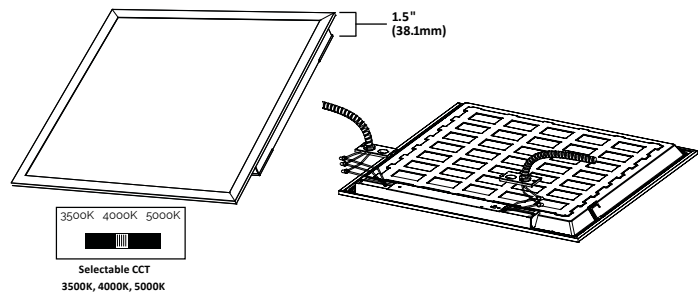
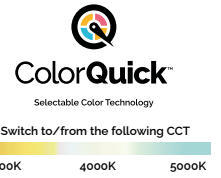


## Portafolio Iluminación FG Electrical

# Panel LED retroiluminado

### Presentando: Temperatura de color seleccionable

- Tecnología retroiluminada para una consistente y uniforme iluminación
- Temperatura de color seleccionable
- 3500K/4000K/5000K
- Driver Flicker-Free
- Opción para iluminación de emergencia
- Voltaje de alimentación de 100-277V y de 100-347V disponibles
- Disponible para empotrar, sobreponer y suspender ( con Kit )



### Panel LED retroiluminado



Modelo	Descripción	W	Voltaje	CRI	CCT Seleccionable	Lumenes de Salida	Vida Util	UCP	Empaque
65-571	2x2 LED BACK LIT FLAT PANEL	40	100-277V	>80	3500K/4000K/5000K	4200~4400	50K	045923659492	1
65-573	1x4 LED BACK LIT FLAT PANEL	40	100-277V	>80	3500K/4000K/5000K	4200~4400	50K	045923659508	1
65-572	2x4 LED BACK LIT FLAT PANEL	50	100-277V	>80	3500K/4000K/5000K	5250~5500	50K	045923659515	1
65-581	2x2 LED BACK LIT FLAT PANEL	40	100-347V	>80	3500K/4000K/5000K	4200~4400	50K	045923659522	1
65-582	2x4 LED BACK LIT FLAT PANEL	50	100-347V	>80	3500K/4000K/5000K	5250~5500	50K	045923659539	1
65-583	1x4 LED BACKLIT FLAT PANEL	40	100-347V	>80	3500K/4000K/5000K	4200- 4400	50K	045923650789	1
65-575	2x2 LED EM BACK LIT FLAT PANEL	40	100-277V	>80	3500K/4000K/5000K	4200~4400	50K	045923659546	1
65-576	2x4 LED EM BACK LIT FLAT PANEL	50	100-277V	>80	3500K/4000K/5000K	5250~5500	50K	045923659553	1
65-577	1x4 LED EM BACK LIT FLAT PANEL	40	100-277V	>80	3500K/4000K/5000K	4200~4400	50K	045923655616	1
65-585	2x2 LED EM BACK LIT FLAT PANEL	40	100-347V	>80	3500K/4000K/5000K	4200~4400	50K	045923659560	1
65-586	2x4 LED EM BACK LIT FLAT PANEL	50	100-347V	>80	3500K/4000K/5000K	5250~5500	50K	045923659577	1
65-587	1x4 LED EM BACKLIT FLAT PANEL	40	100V-347V	>80	3500K/4000K/5000K	4200- 4400	50K	045923650796	1

#### Accesorios

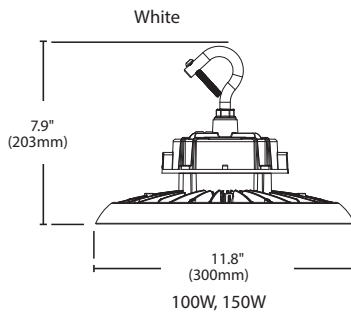
65-591	2x2 SUSPENSION KIT							045923659584	30/1
65-592	1x4 SUSPENSION KIT							045923659591	30/1
65-593	2x4 SUSPENSION KIT							045923659607	30/1
65-595	1x4 F RAME KIT	48" L x 12	1 1/16" W x 4	5/16" D				045923673610	10/1
65-596	2x2 F RAME KIT	24 1/16" L x 24	9/16" W x 4	5/16" D				045923663628	10/1
65-597	2x4 F RAME KIT	48" L x 24	9/16" W x 4	5/16" D				045923663635	10/1
65-588	1x4 F LANGE KIT	49 3/16" L x 13	1/4" W x 1 1/2" D					045923673641	10/1
65-589	2x2 F LANGE KIT	25 3/16" L x 25	3/16" W x 1 1/2" D					045923663598	10/1
65-590	2x4 F LANGE KIT	49 3/16" L x 25	3/16" W x 1 1/2" D					045923653667	10/1

Consulta nuestro catálogo completo de productos en [fgelectrical.com](http://fgelectrical.com) o escanea nuestro QR.

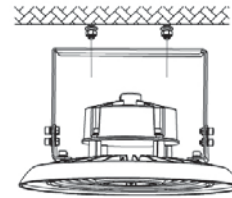


# Portafolio Iluminación FG Electrical

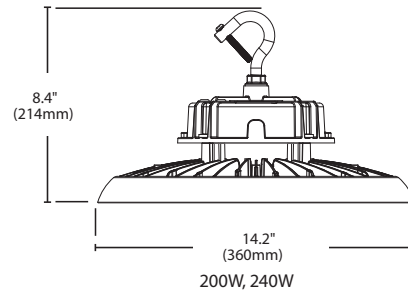
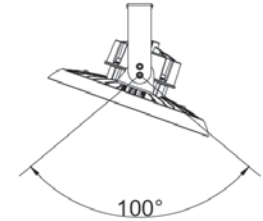
## UFO HIGH BAY



Add on sensor 86-218



Shown with yoke accessory



Item	Description	W	V	CCT	Lm	Pack
<b>Black 120-277V</b>						
65-781	7 7/8" x 11 7/8" – Black	100	120V-277V	4000K	14000	1
65-782	7 7/8" x 11 7/8" – Black	100	120V-277V	5000K	14400	1
65-783	7 7/8" x 11 7/8" – Black	150	120V-277V	4000K	20850	1
65-784	7 7/8" x 11 7/8" – Black	150	120V-277V	5000K	21600	1
65-785	8 1/2" x 14 1/4" – Black	200	120V-277V	4000K	28000	1
65-786	8 1/2" x 14 1/4" – Black	200	120V-277V	5000K	28800	1
65-787	8 1/2" x 14 1/4" – Black	240	120V-277V	4000K	33360	1
65-788	8 1/2" x 14 1/4" – Black	240	120V-277V	5000K	34560	1
<b>White 120-277V</b>						
65-791	7 7/8" x 11 7/8" – White	100	120V-277V	4000K	14000	1
65-792	7 7/8" x 11 7/8" – White	100	120V-277V	5000K	14400	1
65-793	7 7/8" x 11 7/8" – White	150	120V-277V	4000K	20850	1
65-794	7 7/8" x 11 7/8" – White	150	120V-277V	5000K	21600	1
65-795	8 1/2" x 14 1/4" – White	200	120V-277V	4000K	28000	1
65-796	8 1/2" x 14 1/4" – White	200	120V-277V	5000K	28800	1
65-797	8 1/2" x 14 1/4" – White	240	120V-277V	4000K	33360	1
65-798	8 1/2" x 14 1/4" – White	240	120V-277V	5000K	34560	1
<b>Black 277-480V</b>						
65-801	7 7/8" x 11 7/8" – Black	100	277V-480V	4000K	14100	1
65-802	7 7/8" x 11 7/8" – Black	100	277V-480V	5000K	14500	1
65-803	7 7/8" x 11 7/8" – Black	150	277V-480V	4000K	21000	1
65-804	7 7/8" x 11 7/8" – Black	150	277V-480V	5000K	21750	1
65-805	8 1/2" x 14 1/4" – Black	200	277V-480V	4000K	28200	1
65-806	8 1/2" x 14 1/4" – Black	200	277V-480V	5000K	29000	1
65-807	8 1/2" x 14 1/4" – Black	240	277V-480V	4000K	33840	1
65-808	8 1/2" x 14 1/4" – Black	240	277V-480V	5000K	34800	1

See warranty for details.

Product sheet NU1620

### Specifications



### Certifications



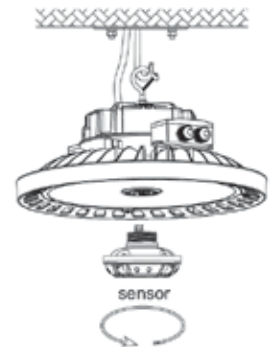

Consulta nuestro catálogo completo de productos en [fgelectrical.com](http://fgelectrical.com) o escanea nuestro QR.



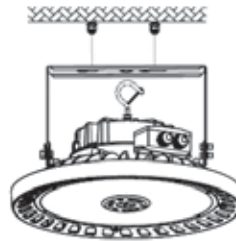


# Portafolio Iluminación FG Electrical

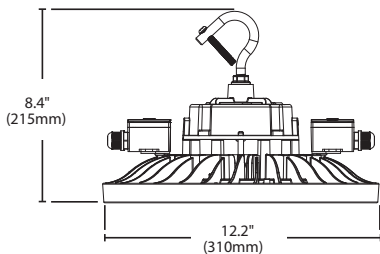
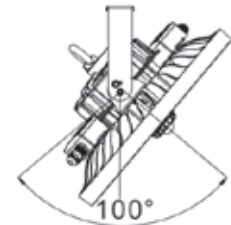
## UFO HIGH BAY CCT AND WATTAGE SELECTABLE



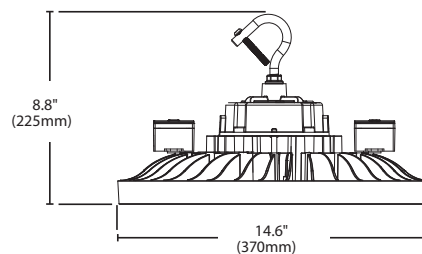
Add on sensor 86-218



Shown with yoke accessory



65-770



65-771

### Certifications



### Specifications



Item	Description	Wattage Selectable	CCT Selectable	Lm	Pack
65-770	8 1/2" x 12 1/4" – Black	80/100/120	3000K/4000K/5000K	11840–18600	1
65-771	8 7/8" x 14 5/8" – Black	150/175/200	3000K/4000K/5000K	22200–28800	1

\*Consult Satco or visit [www.satco.com](http://www.satco.com) for an up to date dimmer compatibility list. See warranty for details.

Product sheet NU1640

Consulta nuestro catálogo completo de productos en [fgelectrical.com](http://fgelectrical.com) o escanea nuestro QR.



# Portafolio Iluminación FG Electrical

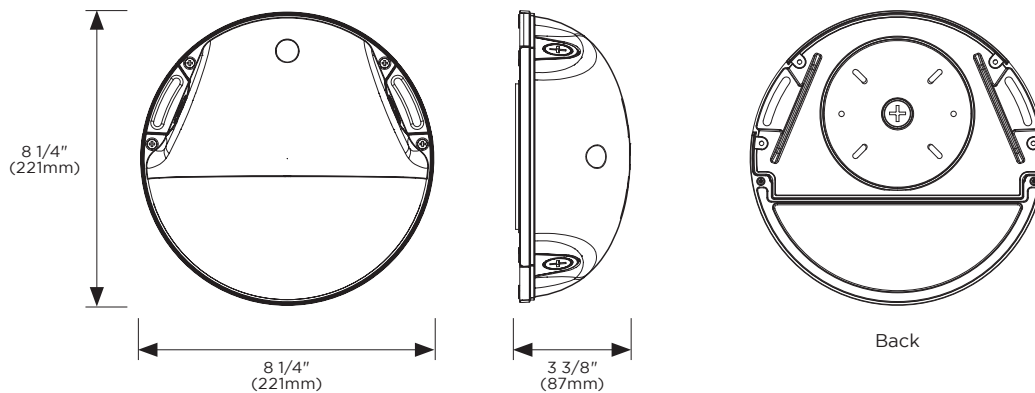
## SMALL ROUND WALL PACK CCT SELECTABLE WITH PHOTOCELL



White



Bronze



Item	Description	CCT	Lm	Pack
65-750	Small Round Wall pack with photocell - Black	3000K/4000K/5000K	2600-2800	10
65-751	Small Round Wall pack with photocell - Bronze	3000K/4000K/5000K	2600-2800	10
65-752	Small Round Wall pack with photocell - White	3000K/4000K/5000K	2600-2800	10

\*Consult Satco or visit [www.satco.com](http://www.satco.com) for an up to date dimmer compatibility list. See warranty for details.

Product sheet NU1652

### Specifications

- CCT SELECTABLE
- 20 WATTS
- 80 CRI
- 120-277V
- 0-10V DIMMING
- WET LOCATION
- 50,000 HOURS
- 2.5KV SURGE PROTECTION

### Certifications

- UL LISTED
- DLG
- FC
- RoHS COMPLIANT

Consulta nuestro catálogo completo de productos en [fgelectrical.com](http://fgelectrical.com) o escanea nuestro QR.



# Portafolio Iluminación FG Electrical

## WALL PACKS WATTAGE & CCT SELECTABLE


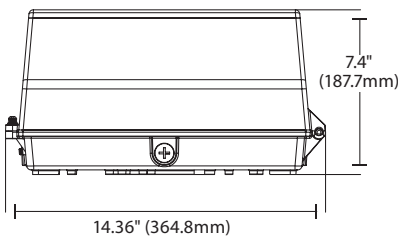
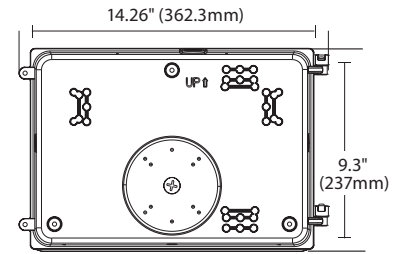
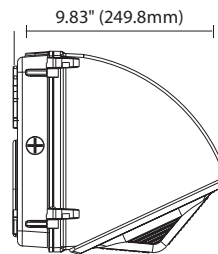
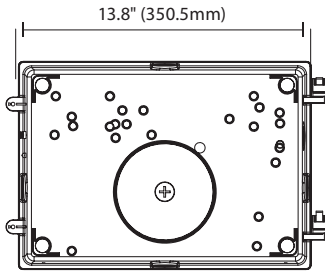
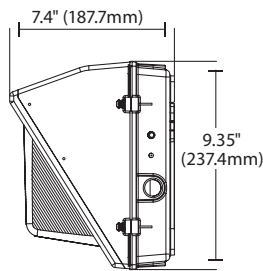


Integrated by-pass photocell

Traditional Full Footprint

65-755, 65-756, 65-757, 65-758

65-760, 65-761



Item	Description	Wattage Selectable	V	CCT Selectable	Lm	Pack
<b>Traditional Full Footprint</b>						
65-755	Wall Pack - Bronze	29W/40W/60W	120V-277V	3000K/4000K/5000K	4060-8640	1
65-756	Wall Pack - Bronze	80W/100W/120W	120V-277V	3000K/4000K/5000K	11200-17280	1
65-757	Wall Pack - Bronze	29W/40W/60W	120V-347V	3000K/4000K/5000K	4118-8700	1
65-758	Wall Pack - Bronze	80W/100W/120W	120V-347V	3000K/4000K/5000K	11360-17400	1
<b>Semi-Cutoff Full Footprint</b>						
65-760	Wall Pack - Bronze	29W/40W/60W	120V-277V	3000K/4000K/5000K	3915-8400	1
65-761	Wall Pack - Bronze	80W/100W/120W	120V-277V	3000K/4000K/5000K	10800-15600	1

\*Consult Satco or visit [www.satco.com](http://www.satco.com) for an up to date dimmer compatibility list. See warranty for details.

Product sheet NU1570

### Specifications

- 
- 
- 
- 
- 
- 
- 
- 
- 

### Certifications

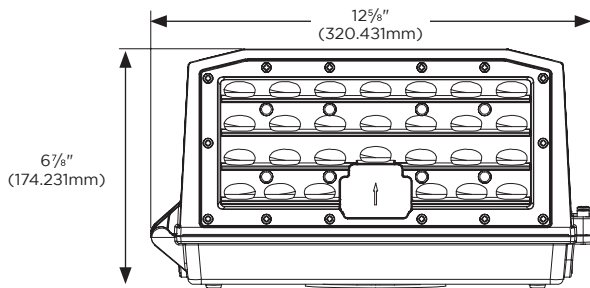
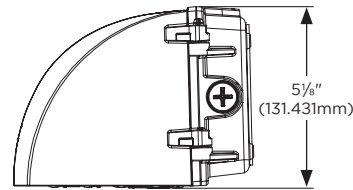
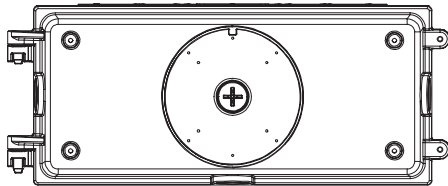
- 
- 
- 
- 

Consulta nuestro catálogo completo de productos en [fgelectrical.com](http://fgelectrical.com) o escanea nuestro QR.



## Portafolio Iluminación FG Electrical

# FULL CUTOFF WALL PACK CCT SELECTABLE

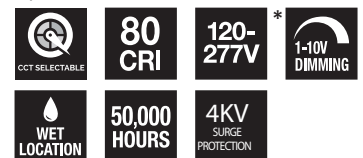


Item	Description	W	Lm	CCT Selectable	MH Equiv.	Pack
65-671	40W Full Cutoff Wall Pack - Bronze	40	4800-5000	3000K/4000K/5000K	100-150W	1
65-672	60W Full Cutoff Wall Pack - Bronze	60	7200-7500	3000K/4000K/5000K	150-200W	1
65-673	80W Full Cutoff Wall Pack - Bronze	80	9600-10000	3000K/4000K/5000K	250W	1
<b>Accessories</b>						
86-205	Add-on Photocell for LED Wall Pack Fixture					1

\*Consult Satco or visit [www.satco.com](http://www.satco.com) for an up to date dimmer compatibility list. See warranty for details.

Product sheet NU1625

### Specifications



### Certifications



Consulta nuestro catálogo completo de productos en [fgelectrical.com](http://fgelectrical.com) o escanea nuestro QR.



# Portafolio Iluminación FG Electrical

## ADJUSTABLE WALLPACK CCT SELECTABLE

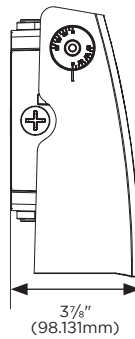
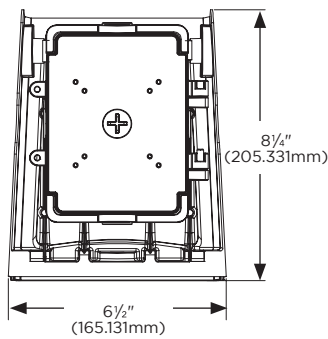
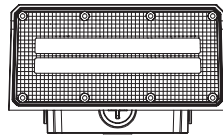


Wall Pack  
(shown at 90°)

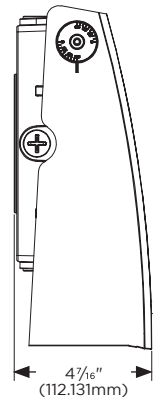
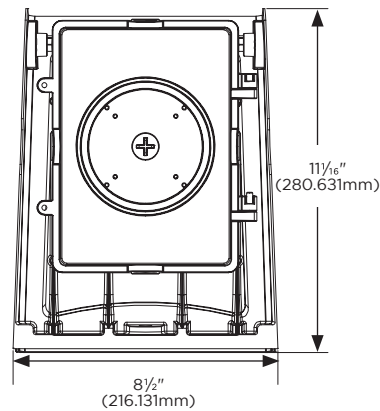
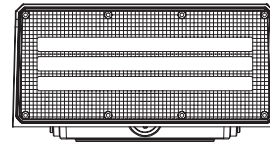


Adjusts from 0° to 90°

28W & 40W  
Wall Pack



60W & 80W  
Wall Pack

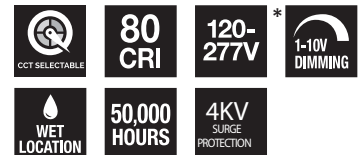


Item	Description	W	Lm	CCT Selectable	MH Equiv.	Pack
65-677	28W Wall Pack - Bronze	28	3360-3500	3000K/4000K/5000K	150-200W	4
65-678	40W Wall Pack - Bronze	40	4800-5000	3000K/4000K/5000K	100-150W	4
65-679**	60W Wall Pack - Bronze	60	7200-7500	3000K/4000K/5000K	150-200W	4
65-680**	80W Wall Pack - Bronze	80	9600-10000	3000K/4000K/5000K	250W	4
Accessories						
86-205	**Add-on Photocell for LED Wall Pack Fixture (for 65-679 and 65-680 only)					1

\*Consult Satco or visit [www.satco.com](http://www.satco.com) for an up to date dimmer compatibility list.  
See warranty for details.

Product sheet NU1625

### Specifications



### Certifications

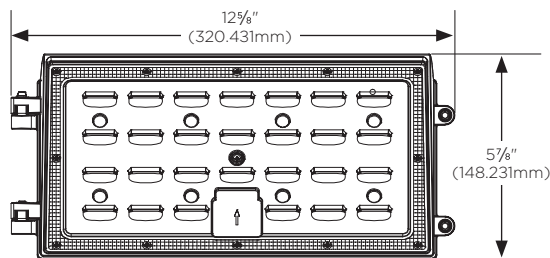
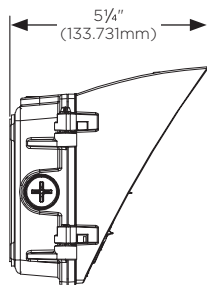


Consulta nuestro catálogo completo de productos en [fgelectrical.com](http://fgelectrical.com) o escanea nuestro QR.



# Portafolio Iluminación FG Electrical

## SEMI CUTOFF WALL PACK CCT SELECTABLE



Item	Description	W	Lm	CCT Selectable	MH Equiv.	Pack
65-674	40W Semi Cutoff Wall Pack - Bronze	40	4800-5000	3000K/4000K/5000K	100-150W	1
65-675	60W Semi Cutoff Wall Pack - Bronze	60	7200-7500	3000K/4000K/5000K	150-200W	1
65-676	80W Semi Cutoff Wall Pack - Bronze	80	9600-10000	3000K/4000K/5000K	250W	1
<b>Accessories</b>						
86-205	Add-on Photocell for LED Wall Pack Fixture					1

\*Consult Satco or visit [www.satco.com](http://www.satco.com) for an up to date dimmer compatibility list. See warranty for details.

Product sheet NUI625

### Specifications



### Certifications



Consulta nuestro catálogo completo de productos en [fgelectrical.com](http://fgelectrical.com) o escanea nuestro QR.



# Portafolio Iluminación FG Electrical

## AREA FLOOD LIGHTS

### Accessories

150 Watt with standard 2 3/8" slip-fitter mount (included)



Slip-fitter mount included



Universal Mount



(Direct Mount & 2 " Slip-fitter combo)

Direct Mount



Trunnion Mount



Slip-fitter Mount



Photocell



Yoke Mount  
65-605 - 70W & 90W  
65-606 - 150W



Item	Description	W	CCT	Lm	MH Equiv.	Pack
65-615	70W Flood	70	4000K	9889	150-200W	5
65-616	70W Flood	70	5000K	10030	150-200W	5
65-617	90W Flood	90	4000K	12651	200W	5
65-618	90W Flood	90	5000K	12758	200W	5
65-619	150W Flood	150	4000K	19500	400W	1
65-620	150W Flood	150	5000K	20250	400W	1
<b>Accessories</b>						
65-604	Trunnion Mount 70W, 90W & 150W Flood - Bronze					20
65-605	Yoke Mount 70W & 90W Flood - Bronze					20
65-606	Yoke Mount 150W Flood - Bronze					20
65-609	Slip-Fitter Mount 70W, 90W & 150W Flood - Bronze					8
65-610	Direct Arm Mount 70W, 90W & 150W Flood - Bronze					6
65-613	Universal Mount 70W, 90W & 150W Flood - Bronze					6
86-212	Photocell 70W, 90W & 150W Flood - Includes All Components					50

\*Consult Satco or visit [www.satco.com](http://www.satco.com) for an up to date dimmer compatibility list. See warranty for details.

Product sheet NU1604-2

### Specifications

80 CRI

100-277V

0-10V DIMMING

WET LOCATION

50,000 HOURS

6KV SURGE PROTECTION

### Certifications







Consulta nuestro catálogo completo de productos en [fgelectrical.com](http://fgelectrical.com) o escanea nuestro QR.

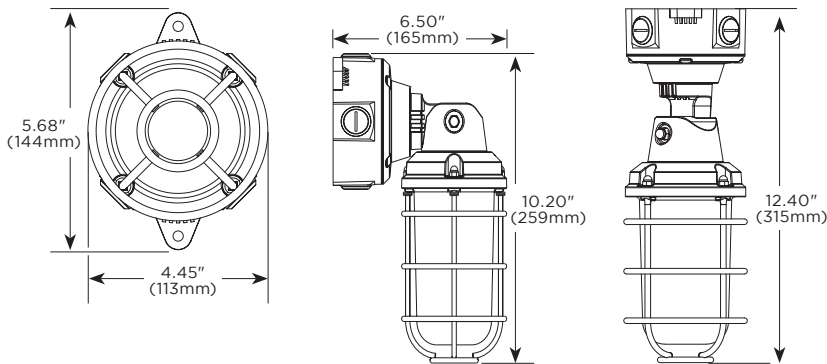


## Portafolio Iluminación FG Electrical

# POLYCARBONATE ADJUSTABLE VAPOR TIGHT



Fixture adjusts a full 90° in multiple increments.



Item	Description	CCT	Lm	Pack
65-171	Adjustable Vapor Tight - Gray	3000K	2050	6
65-172	Adjustable Vapor Tight - Gray	4000K	2150	6
65-173	Adjustable Vapor Tight - Gray	5000K	2200	6

See warranty for details.

Product sheet NU1488

### Specifications

**20  
WATTS**

**80  
CRI**

**100-  
277V**

**WET  
LOCATION**

**50,000  
HOURS**

### Certifications



Consulta nuestro catálogo completo de productos en [fgelectrical.com](http://fgelectrical.com) o escanea nuestro QR.






# Portafolio Iluminación FG Electrical

## WALL MOUNT CARPORT/ PARKING AREA LIGHT



Type 5 light distribution



Access the CCT selection switch by removing the knockout cap

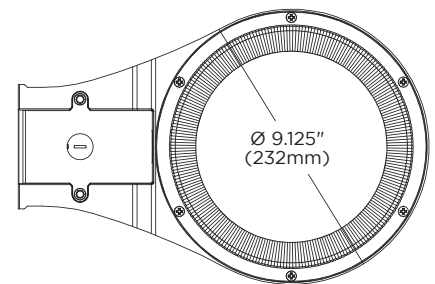
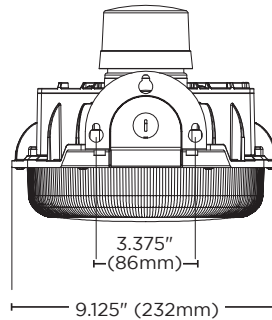
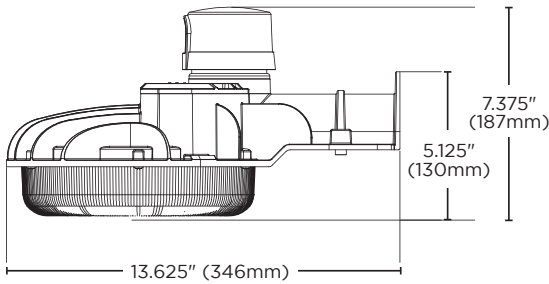
### Accessories



65-687  
Mounting Arm



65-688  
Photocell  
Shorting Cap



Item	Description	W	CCT Selectable	Lm	Pack
65-681	29W Area Light W/Photocell – Gray	29	3000K/4000K/5000K	4060~4640	2
65-682	40W Area Light W/Photocell – Gray	40	3000K/4000K/5000K	5600~6400	2
65-683**	60W Area Light W/Photocell – Gray	60	3000K/4000K/5000K	8400~9600	2
65-684	29W Area Light W/Photocell – Bronze	29	3000K/4000K/5000K	4060~4640	2
65-685	40W Area Light W/Photocell – Bronze	40	3000K/4000K/5000K	5600~6400	2
65-686**	60W Area Light W/Photocell – Bronze	60	3000K/4000K/5000K	8400~9600	2
Accessories					
65-687	21" Aluminum Anodized Arm				8
65-688	Photocell Shorting Cap				100

\*Consult Satco or visit [www.satco.com](http://www.satco.com) for an up to date dimmer compatibility list. See warranty for details.

Product sheet NU1645

### Specifications

- 
- 
- 
- 
- 
- 
- 
- 
- 
- 

### Certifications



Consulta nuestro catálogo completo de productos en [fgelectrical.com](http://fgelectrical.com) o escanea nuestro QR.



## Portafolio Iluminación FG Electrical

Item#	Description	Finish	Light Source	Watts	Incand. Equiv.	Length	Width	Height	Ext.	CCT	Lumens	CRI	Cert. Type
65-113	Bulkhead	White	LED	20	100W	•	7"	11 ¼"	5 ½"	3000K	1,440*	90	Wet
65-114	Bulkhead	Black	LED	20	100W	•	7"	11 ¼"	5 ½"	3000K	1,440*	90	Wet

\*Lumens measured at LED source.

# LED 100-277V BULKHEAD

Cast Aluminum. White or Black with Frosted Glass



65-113



65-114

Consulta nuestro catálogo completo de productos en [fgelectrical.com](http://fgelectrical.com) o escanea nuestro QR.



## Portafolio Iluminación FG Electrical

### HI-PRO LED LAMPS ARE PERFECT FOR MANY APPLICATIONS AND VENUES.

- High Lumen per watt ratio
- Superior LED light output
- Enclosed fixture rated
- Advanced thermal management
- Damp location



S49675

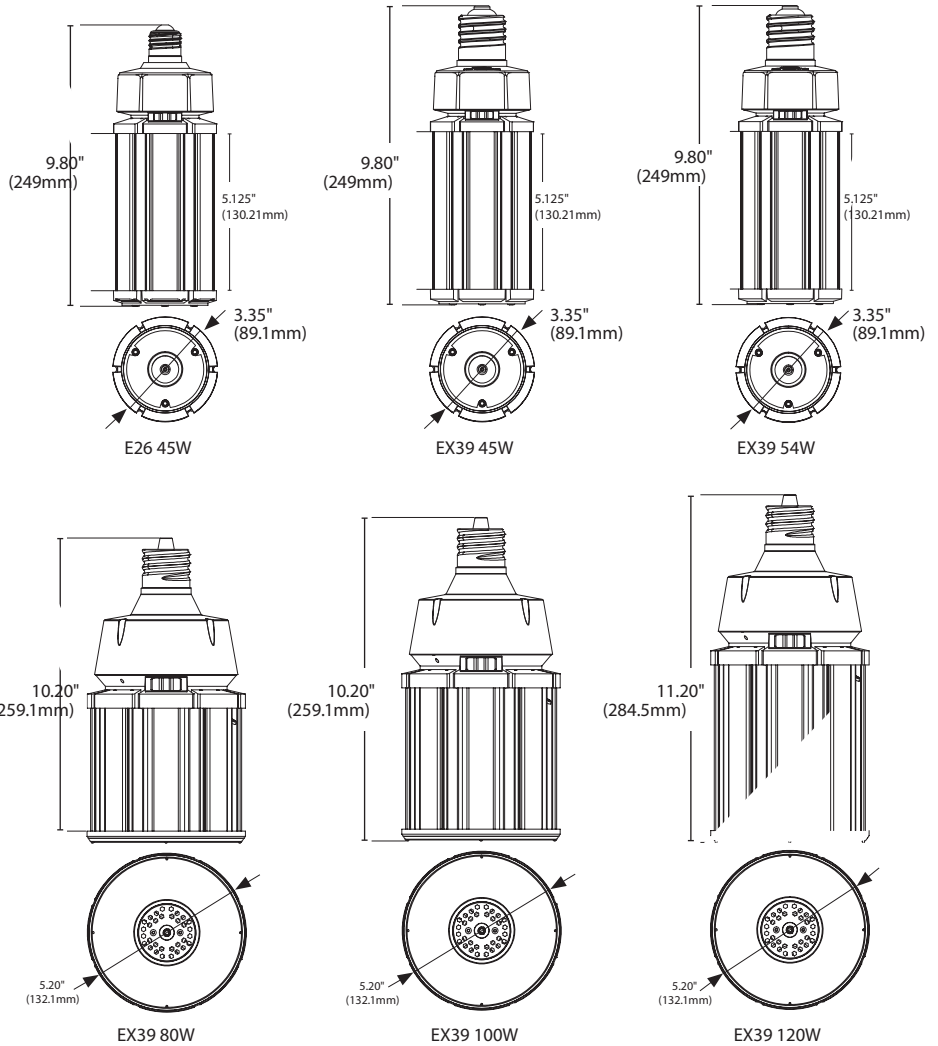


Item	Description	W	V	Base Type	CCT	Lm	CRI	KV Surge Protection	Life/Hrs.	M.O.L. (In.)	UPC	Pack
S49670	18W/LED/HP/827/E26	18	100-277	E26	2700	2340	80	2KV	35K	5.45	045923496707	24
S49390	18W/LED/HP/850/E26	18	100-277	E26	5000	2484	80	2KV	35K	5.45	045923493904	24
S49671	22W/LED/HP/827/E26	22	100-277	E26	2700	2860	80	2KV	35K	5.71	045923496714	24
S49391	22W/LED/HP/850/E26	22	100-277	E26	5000	3036	80	2KV	35K	5.71	045923493911	24
S49672	36W/LED/HP/827/E26	36	100-277	E26	2700	4680	80	3KV	35K	7.16	045923496721	12
S49392	36W/LED/HP/850/E26	36	100-277	E26	5000	4968	80	3KV	35K	7.16	045923493928	12
S49738	45W/LED/HP/840/E26	45	100-277	E26	4000	6165	80	3KV	35K	7.78	045923497384	12
S49739	45W/LED/HP/850/E26	45	100-277	E26	5000	6210	80	3KV	35K	7.78	045923497391	12
S49673	45W/LED/HP/840/EX39	45	100-277	EX39	4000	6165	80	3KV	35K	8.06	045923496738	12
S49393	45W/LED/HP/850/EX39	45	100-277	EX39	5000	6210	80	3KV	35K	8.06	045923493935	12
S49674	54W/LED/HP/840/EX39	54	100-277	EX39	4000	7398	80	3KV	35K	8.78	045923496745	12
S49394	54W/LED/HP/850/EX39	54	100-277	EX39	5000	7452	80	3KV	35K	8.78	045923493942	12
S49675	80W/LED/HP/840/EX39	80	100-277	EX39	4000	10960	80	4KV	35K	8.69	045923496752	4
S49395	80W/LED/HP/850/EX39	80	100-277	EX39	5000	11040	80	4KV	35K	8.69	045923493959	4
S49676	100W/LED/HP/840/EX39	100	100-277	EX39	4000	13700	80	4KV	35K	9.67	045923496769	4
S49396	100W/LED/HP/850/EX39	100	100-277	EX39	5000	13800	80	4KV	35K	9.67	045923493966	4
S49677	120W/LED/HP/840/EX39	120	100-277	EX39	4000	16440	80	4KV	35K	10.26	045923496776	4
S49397	120W/LED/HP/850/EX39	120	100-277	EX39	5000	16560	80	4KV	35K	10.26	045923493973	4

Consulta nuestro catálogo completo de productos en [fgelectrical.com](http://fgelectrical.com) o escanea nuestro QR.



# Portafolio Iluminación FG Electrical



Item	Description	HID Equiv.	W	V	Bulb Shape	Base	CCT	Lm	CRI	MOL (in.)	MOD (in.)	Life (hrs.)	UPC	Pk
S13140	45W/LED/HID/CCT/E26/100-277V	200	45	100-277	Corncob	E26	3000K/4000K/5000K	5850-6300	80	9.80	3.35	50K	045923131400	12/1
S13141	45W/LED/HID/CCT/EX39/100-277V	200	45	100-277	Corncob	EX39	3000K/4000K/5000K	5850-6300	80	9.80	3.35	50K	045923131417	12/1
S13142	54W/LED/HID/CCT/EX39/100-277V	250	54	100-277	Corncob	EX39	3000K/4000K/5000K	7270-7560	80	9.80	3.35	50K	045923131424	12/1
S13143	80W/LED/HID/CCT/EX39/100-277V	250	80	100-277	Corncob	EX39	3000K/4000K/5000K	10400-11200	80	10.20	5.20	50K	045923131431	4/1
S13144	100W/LED/HID/CCT/EX39/100-277V	400	100	100-277	Corncob	EX39	3000K/4000K/5000K	13000-14000	80	10.20	5.20	50K	045923131448	4/1
S13145	120W/LED/HID/CCT/EX39/100-277V	500	120	100-277	Corncob	EX39	3000K/4000K/5000K	15600-16800	80	11.20	5.20	50K	045923131455	4/1
<b>Accessories</b>														
80-929	Hard Wire Surge Protector – 10kV												045923809293	
80-954	Hi-Pro Wi-Fi Module – (Satco STARFISH in the App store)												045923809549	
80-956	Hi-Pro Photocell - On/Off with adjustable settings for daylight and timers												045923809563	
80-957	Hi-Pro Microwave motion sensor - On/Off with standby dimming option												045923809570	

Consulta nuestro catálogo completo de productos en [fgelectrical.com](http://fgelectrical.com) o escanea nuestro QR.



## Portafolio Iluminación FG Electrical

Item#	Description	Finish	No. of Lights	Lamp Type	Base	Max Watts	Length	Width	Height	Ext.	Cert. Type
60-6901	1 Lt. Sm. Wall	Gloss Black / Textured Black	1	A19	Med.	60W	•	10"	10 1/8"	13 1/2"	Wet
60-6902	1 Lt. Sm. Wall	Dark Bronze	1	A19	Med.	60W	•	10"	10 1/8"	13 1/2"	Wet
60-6903	1 Lt. Sm. Wall	Gloss White / Textured Black	1	A19	Med.	60W	•	10"	10 1/8"	13 1/2"	Wet
60-6904	1 Lt. Lg. Wall	Gloss Black / Textured Black	1	A19	Med.	60W	•	12"	10 7/8"	18 1/2"	Wet
60-6905	1 Lt. Lg. Wall	Dark Bronze	1	A19	Med.	60W	•	12"	10 7/8"	18 1/2"	Wet
60-6906	1 Lt. Lg. Wall	Gloss White / Textured Black	1	A19	Med.	60W	•	12"	10 7/8"	18 1/2"	Wet

# SOUTH STREET

Gloss Black and Textured Black / Silver Reflector  
 Dark Bronze / Gold Reflector  
 Gloss White and Textured Black / White Reflector

Indoor / Outdoor



60-6901



60-6904



60-6902



60-6905



60-6903



60-6906

Consulta nuestro catálogo completo de productos en [fgelectrical.com](http://fgelectrical.com) o escanea nuestro QR.



## Portafolio Iluminación FG Electrical

# NEWBRIDGE

Gloss Black and Textured Black / Silver Reflector  
Dark Bronze / Gold Reflector  
Gloss White and Textured Black / White Reflector



**Indoor / Outdoor**  
Shown with optional cage (included)  
Wall – Wet location rated



60-7001



60-7002



60-7021



60-7022



60-7011



60-7012

Consulta nuestro catálogo completo de productos en [fgelectrical.com](http://fgelectrical.com) o escanea nuestro QR.



## Portafolio Iluminación FG Electrical

# BLUE HARBOR

Gloss Black and Textured Black / Silver Reflector  
Dark Bronze / Gold Reflector  
Gloss White and Textured Black / White Reflector



### Indoor / Outdoor

Shown with optional cage (included)  
Wall – Wet location rated



60-7031



60-7032



60-7051



60-7052



60-7041



60-7042

Consulta nuestro catálogo completo de productos en [fgelectrical.com](http://fgelectrical.com) o escanea nuestro QR.



## Portafolio Iluminación FG Electrical

# UPTON

Gloss Black and Textured Black / Silver Reflector  
Dark Bronze / Gold Reflector  
Gloss White and Textured Black / White Reflector



### Indoor / Outdoor

Shown with optional cage (included)  
Wall – Wet location rated



60-7061



60-7062



60-7082



60-7081



60-7071



60-7072

Consulta nuestro catálogo completo de productos en [fgelectrical.com](http://fgelectrical.com) o escanea nuestro QR.





# Portafolio Iluminación FG Electrical

## Lámparas de repuesto 2G11 PLL 36W y 40W tipo B

Reemplazo de bypass de balasto para 4 polos 40W PL-L

- Cable directo 120-277V
- Todo tubo de vidrio
- Más del 40% de ahorro de energía
- Encendido instantáneo a brillo total / sin parpadeo
- Clasificación c-UL-us
- Larga vida: 50.000 horas
- 5 años de Garantía


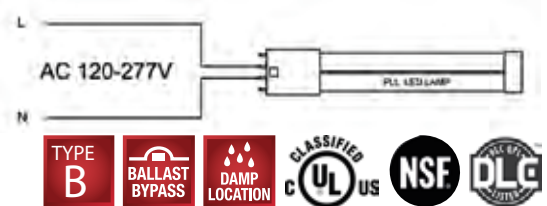


Diagrama de cableado



### Lámparas de repuesto LED / CFL Satco 2G11 de 36 W y 40 W

Modelo	Descripción	W	IRC	Tipo de base	TCC	Lm	M.O.L. (pulgadas)	Vida útil	UPC	Pack
S9952	15PLL/LED/835/BP	15	80	2G11	3500K	2000	16 ½	50K	045923099526	10
S9953	15PLL/LED/840/BP	15	80	2G11	4000K	2000	16 ½	50K	045923099533	10
S9950	23PLL/LED/835/BP	23	82	2G11	3500K	2600	22 ½	50K	045923099502	10
S9951	23PLL/LED/840/BP	23	82	2G11	4000K	2800	22 ½	50K	045923099519	10

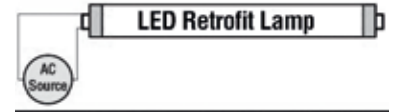
Consulta nuestro catálogo completo de productos en [fgelectrical.com](http://fgelectrical.com) o escanea nuestro QR.



## Portafolio Iluminación FG Electrical

# Lámparas de señalización LED T8 Tipo B línea ampliada con nuevas opciones de longitud

Diagrama de cableado: CA 120-277V Requiere cableado de un solo extremo



- Más del 40% de ahorro en comparación con los sistemas T8 estándar
- 14 Opciones de longitud de 2' a 10'
- La base gira 90° para una fácil instalación
- Iluminación completa para señales bidireccionales
- Amplio ángulo de haz de 330° • IRC > 83
- No se requiere balasto ni controlador externo Cable directo Voltaje de línea de 120-277 V
- Lugar húmedo (soporta humedad y condensación leve) • Certificado NSF
- c-UL-us Clasificado • Larga vida — 50,000 horas 5 años de Garantía



### Lámparas de señalización LED T8

Modelo	Descripción	W	IRC	Base	TCC	Lm	M.O.L. (pulgadas)	Vida útil	UPC	Pack
S16412	7T8/LED/HO-SIGN/18-840/BP	7	83	R17D	4000K	950	18 (15.9)	50K	045923164125	10
S16413	7T8/LED/HO-SIGN/18-865/BP	7	83	R17D	6500K	950	18 (15.9)	50K	045923164132	10
S16400	9T8/LED/HO-SIGN/24-840/BP	9	83	R17D	4000K	1200	24 (21.9)	50K	045923164002	10
S16401	9T8/LED/HO-SIGN/24-865/BP	9	83	R17D	6500K	1200	24 (21.9)	50K	045923164019	10
S16414	11T8/LED/HO-SIGN/30-840/BP	11	83	R17D	4000K	1500	30 (27.9)	50K	045923164149	10
S16415	11T8/LED/HO-SIGN/30-865/BP	11	83	R17D	6500K	1500	30 (27.9)	50K	045923164156	10
S16402	12T8/LED/HO-SIGN/36-840/BP	12	83	R17D	4000K	1500	36 (33.9)	50K	045923164026	10
S16403	12T8/LED/HO-SIGN/36-865/BP	12	83	R17D	6500K	1500	36 (33.9)	50K	045923164033	10
S16416	15T8/LED/HO-SIGN/42-840/BP	15	83	R17D	4000K	2100	42 (40)	50K	045923164163	10
S16417	15T8/LED/HO-SIGN/42-865/BP	15	83	R17D	6500K	2100	42 (40)	50K	045923164170	10
S16404	18T8/LED/HO-SIGN/48-840/BP	18	83	R17D	4000K	2300	48 (46.0)	50K	045923164040	10
S16405	18T8/LED/HO-SIGN/48-865/BP	18	83	R17D	6500K	2300	48 (46.0)	50K	045923164057	10
S16406	24T8/LED/HO-SIGN/60-840/BP	24	83	R17D	4000K	3100	60 (57.9)	50K	045923164064	10
S16407	24T8/LED/HO-SIGN/60-865/BP	24	83	R17D	6500K	3100	60 (57.9)	50K	045923164071	10
S16418	26T8/LED/HO-SIGN/64-840/BP	26	83	R17D	4000K	3650	64 (61.9)	50K	045923164187	10
S16419	26T8/LED/HO-SIGN/64-865/BP	26	83	R17D	6500K	3650	64 (61.9)	50K	045923164194	10
S16408	30T8/LED/HO-SIGN/72-840/BP	30	83	R17D	4000K	4100	72 (69.9)	50K	045923164088	10
S16409	30T8/LED/HO-SIGN/72-865/BP	30	83	R17D	6500K	4100	72 (69.9)	50K	045923164095	10
S16420	32T8/LED/HO-SIGN/84-840/BP	32	83	R17D	4000K	4500	84 (81.9)	50K	045923164200	10
S16421	32T8/LED/HO-SIGN/84-865/BP	32	83	R17D	6500K	4500	84 (81.9)	50K	045923164217	10
S16410	36T8/LED/HO-SIGN/96-840/BP	36	83	R17D	4000K	5000	96 (93.9)	50K	045923164101	10
S16411	36T8/LED/HO-SIGN/96-865/BP	36	83	R17D	6500K	5000	96 (93.9)	50K	045923164118	10
S16422	42T8/LED/HO-SIGN/108-840/BP	42	83	R17D	4000K	5800	108 (105)	50K	045923164224	10
S16423	42T8/LED/HO-SIGN/108-865/BP	42	83	R17D	6500K	5800	108 (105)	50K	045923164231	10
S16424	45T8/LED/HO-SIGN/117-840/BP	45	83	R17D	4000K	6300	117 (114)	50K	045923164248	10
S16425	45T8/LED/HO-SIGN/117-865/BP	45	83	R17D	6500K	6300	117 (114)	50K	045923164255	10
S16426	48T8/LED/HO-SIGN/120-840/BP	48	83	R17D	4000K	6700	120 (117)	50K	045923164262	10
S16427	48T8/LED/HO-SIGN/120-865/BP	48	83	R17D	6500K	6700	120 (117)	50K	045923164279	10

Consulta nuestro catálogo completo de productos en [fgelectrical.com](http://fgelectrical.com) o escanea nuestro QR.



## Portafolio Iluminación FG Electrical

### Lámparas LED lineales tipo A T5 de 25W, 4'

Direct replacement for linear fluorescent F54T5HO lamps in existing fixtures with electronic ballasts. No rewiring required†

- Más del 50% de ahorro de energía en comparación con los sistemas T5 estándar de 4'
- Todos los tubos de vidrio • Compatible con balasto de arranque rápido
- Fusible térmico integrado en las clavijas • Ubicación húmeda (soporta humedad y condensación Dlevel)
- Listado LC \* • Largo l • Certificado NSF • Listado c-UL-us vida — 50,000 horas • 5 años de Garantía



#### Compatible con balasto LED T5

Modelo	Descripción	W	IRC	Tipo de base	Haz	TCC	Lm	Nominal (M.O.L.)	Vida útil	UPC	Pack
S29912*	25T5/LED/46-835/DR	25	82	G5	185°	3500K	3300	48 (46)	50K	045923097126	10
S29910*	25T5/LED/46-840/DR	25	82	G5	185°	4000K	3500	48 (46)	50K	045923097102	10
S29911*	25T5/LED/46-850/DR	25	82	G5	185°	5000K	3500	48 (46)	50K	045923097119	10

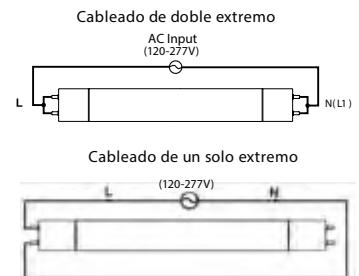
† Puede que no sea compatible con todos los balastos de arranque rápido. Visite [www.satco.com](http://www.satco.com) para obtener una lista aprobada.

Hoja de producto SA2306

### Serie de derivación de balasto LED T5 tipo B

Reemplazo de bypass de balasto doble o simple para lámparas fluorescentes lineales T5 HO y HE en accesorios existentes.

- No se requiere balasto ni controlador externo Disponible en 2', 3' y 4'
- Cable directo Voltaje de línea de 120-277 V Cableado de uno o dos extremos
- Todos los tubos de vidrio • Recubierto de PET-inastillable Ubicación húmeda (soporta humedad y condensación leve)
- c-UL-us clasificado
- Certificado NSF
- Listado DLC \*
- Larga vida: 50.000 horas
- 5 años de Garantía



#### LED Bypass Lamps

Modelo	Descripción	W	V	IRC	Tipo de base	Haz	TCC	Lm	Nominal Longitud (pulgadas)	Vida útil	UPC	Pack
S28690*	13T5/LED/46-835/BP/HE/SE-DE	13	120-277	83	G5	240°	3500	1600	48	50K	045923286902	25
S28691*	13T5/LED/46-840/BP/HE/SE-DE	13	120-277	83	G5	240°	4000	1650	48	50K	045923286919	25
S28692*	13T5/LED/46-850/BP/HE/SE-DE	13	120-277	83	G5	240°	5000	1700	48	50K	045923286926	25
S28693	12T5/LED/24-835/BP/HO/SE-DE	12	120-277	83	G5	240°	3500	1400	24	50K	045923286933	25
S28694	12T5/LED/24-840/BP/HO/SE-DE	12	120-277	83	G5	240°	4000	1450	24	50K	045923286940	25
S28695	12T5/LED/24-850/BP/HO/SE-DE	12	120-277	83	G5	240°	5000	1500	24	50K	045923286957	25
S28696	16T5/LED/36-835/BP/HO/SE-DE	16	120-277	83	G5	240°	3500	1800	36	50K	045923286964	25
S28697	16T5/LED/36-840/BP/HO/SE-DE	16	120-277	83	G5	240°	4000	1850	36	50K	045923286971	25
S28698	16T5/LED/36-850/BP/HO/SE-DE	16	120-277	83	G5	240°	5000	1900	36	50K	045923286988	25
S39717*	25T5/LED/46-835/BP/HO/SE-DE	25	120-277	83	G5	240°	3500	3200	48	50K	045923397172	25
S39718*	25T5/LED/46-840/BP/HO/SE-DE	25	120-277	83	G5	240°	4000	3300	48	50K	045923397189	25
S39719*	25T5/LED/46-850/BP/HO/SE-DE	25	120-277	83	G5	240°	5000	3400	48	50K	045923397196	25

Consulta nuestro catálogo completo de productos en [fgelectrical.com](http://fgelectrical.com) o escanea nuestro QR.

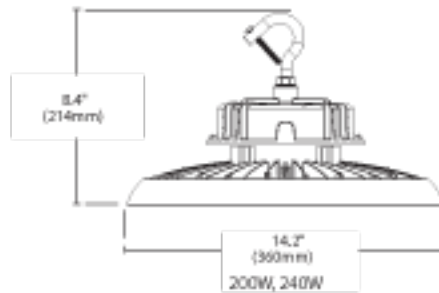
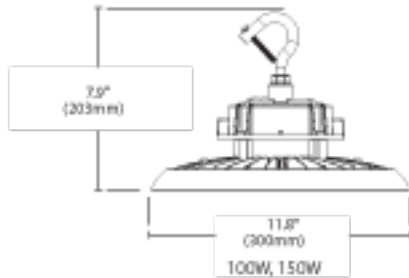


# Portafolio Iluminación FG Electrical

## UFO HIGH BAY



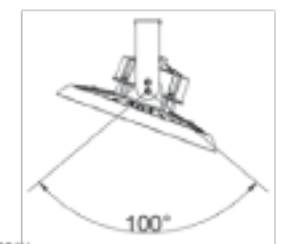
White



Add on sensor 86-218



Shown with yoke accessory



Item	Description	W	V	CCT	Lm	Pack
<b>Black 120-277V</b>						
65-781	7 3/8" x 11 3/8" - Black	100	120V-277V	4000K	14000	1
65-782	7 3/8" x 11 3/8" - Black	100	120V-277V	5000K	14400	1
65-783	7 3/8" x 11 3/8" - Black	150	120V-277V	4000K	20850	1
65-784	7 3/8" x 11 3/8" - Black	150	120V-277V	5000K	21600	1
65-785	8 1/2" x 14 1/4" - Black	200	120V-277V	4000K	28000	1
65-786	8 1/2" x 14 1/4" - Black	200	120V-277V	5000K	28800	1
65-787	8 1/2" x 14 1/4" - Black	240	120V-277V	4000K	33360	1
65-788	8 1/2" x 14 1/4" - Black	240	120V-277V	5000K	34560	1
<b>White 120-277V</b>						
65-791	7 3/8" x 11 3/8" - White	100	120V-277V	4000K	14000	1
65-792	7 3/8" x 11 3/8" - White	100	120V-277V	5000K	14400	1
65-793	7 3/8" x 11 3/8" - White	150	120V-277V	4000K	20850	1
65-794	7 3/8" x 11 3/8" - White	150	120V-277V	5000K	21600	1
65-795	8 1/2" x 14 1/4" - White	200	120V-277V	4000K	28000	1
65-796	8 1/2" x 14 1/4" - White	200	120V-277V	5000K	28800	1
65-797	8 1/2" x 14 1/4" - White	240	120V-277V	4000K	33360	1
65-798	8 1/2" x 14 1/4" - White	240	120V-277V	5000K	34560	1
<b>Black 277-480V</b>						
65-801	7 3/8" x 11 3/8" - Black	100	277V-480V	4000K	14100	1
65-802	7 3/8" x 11 3/8" - Black	100	277V-480V	5000K	14500	1
65-803	7 3/8" x 11 3/8" - Black	150	277V-480V	4000K	21000	1
65-804	7 3/8" x 11 3/8" - Black	150	277V-480V	5000K	21750	1
65-805	8 1/2" x 14 1/4" - Black	200	277V-480V	4000K	28200	1
65-806	8 1/2" x 14 1/4" - Black	200	277V-480V	5000K	29000	1
65-807	8 1/2" x 14 1/4" - Black	240	277V-480V	4000K	33840	1
65-808	8 1/2" x 14 1/4" - Black	240	277V-480V	5000K	34800	1

See warranty for details.

Product sheet NU1620

### Specifications



### Certifications



Consulta nuestro catálogo completo de productos en [fgelectrical.com](http://fgelectrical.com) o escanea nuestro QR.



## Portafolio Iluminación FG Electrical

# Lámparas de repuesto tipo B de derivación de balasto LED / CFL

### 2-Pin GX23 ballast bypass GU24 Base, E26 Base

- Reemplazo directo CFL de 2 pines y 13 vatios
- La base GU24 y la base E26 son reemplazos directos de CFL de 13-18 vatios e incandescente de 60 vatios
- Encendido instantáneo a brillo completo / sin parpadeo
- Gira hasta 270° para diversas aplicaciones de luminarias
- Opciones Vertical y Horizontal
- Hasta un 70% de ahorro energético
- Clasificado c-UL-us: bypass de balasto de 2 pines
- Listado c-UL-us — base GU24, base E26
- Larga vida: 50.000 horas
- 5 años de Garantía



### Lámparas de repuesto LED / CFL



Modelo	Descripción	W	V	Tipo de base	TCC	IRC	M.O.L. (pulgadas)	Lm	Vida útil	UPC	Pack
<b>GU24 Base—Listado c-UL-us</b>											
S8745	8W/H/LED/CFL/827/GU24	8	120-277V	GU24	2700K	83	6 1/3	920	50K	045923087455	50/10
S8746	8W/H/LED/CFL/830/GU24	8	120-277V	GU24	3000K	83	6 1/3	920	50K	045923087462	50/10
S8747	8W/H/LED/CFL/835/GU24	8	120-277V	GU24	3500K	83	6 1/3	960	50K	045923087479	50/10
S8748	8W/H/LED/CFL/840/GU24	8	120-277V	GU24	4000K	83	6 1/3	960	50K	045923087486	50/10
S8749	8W/H/LED/CFL/850/GU24	8	120-277V	GU24	5000K	83	6 1/3	960	50K	045923087493	50/10
<b>E26 Base—Listado c-UL-us</b>											
S8755	8W/H/LED/CFL/827/E26	8	120-277V	E26	2700K	83	6 13/16	920	50K	045923087554	50/10
S8756	8W/H/LED/CFL/830/E26	8	120-277V	E26	3000K	83	6 13/16	920	50K	045923087561	50/10
S8757	8W/H/LED/CFL/835/E26	8	120-277V	E26	3500K	83	6 13/16	960	50K	045923087578	50/10
S8758	8W/H/LED/CFL/840/E26	8	120-277V	E26	4000K	83	6 13/16	960	50K	045923087585	50/10
S8759	8W/H/LED/CFL/850/E26	8	120-277V	E26	5000K	83	6 13/16	960	50K	045923087592	50/10

Consulta nuestro catálogo completo de productos en [fgelectrical.com](http://fgelectrical.com) o escanea nuestro QR.



## Portafolio Iluminación FG Electrical

# Lámpara Filamento LED Presentación tipo tarjeta



A15

A19  
Clear

A19  
Blanco

B11 / C11

CA10 / CA11

### Lámpara Filamento LED



Modelo	Descripción	W	Tipo de bulbo	Base	V	Acabado	TCC	Lm	Vida útil	UPC	Empaque
<b>A15</b>											
S8615*	4.5A15/CL/LED/E26/27K/ES/120V/1CD	4.5	A15	E26	120	Claro	2700K	450	15K	045923086151	12/1 tjt
S21710*	5.5A15/LED/2700K/E12/120V/2CD	5.5	A15	E12	120	Claro	2700K	450	15K	045923217104	12/2 tjt
S21733*	5A15/LED/WH/27K/E26/120V/2CD	5	A15	E26	120	Blanco	2700K	450	15K	045923217333	12/2 tjt
S21711*	5.5A15/LED/2700K/E26/120V/2CD	5.5	A15	E26	120	Claro	2700K	450	15K	045923217111	12/2 tjt
<b>A19</b>											
S8616*	7A19/CL/LED/E26/27K/ES/120V/1CD	7	A19	E26	120	Claro	2700K	800	15K	045923086168	12/1 tjt
<b>Decorativa - Forma Torpedo - Base Candelabra</b>											
S21700*	2.5W CTC/LED/27K/CL/120V/2CD	2.5	B11	E12	120	Claro	2700K	180	15K	045923217005	12/2 tjt
S28613*	4WCTC/LED/27K/CL/120V/1CD	4	C11	E12	120	Claro	2700K	350	15K	045923286131	12/1 tjt
S21702*	4.5W CTC/LED/27K/CL/120V/2CD	4.5	B11	E12	120	Claro	2700K	350	15K	045923217029	12/2 tjt
S21704*	4.5W CTF/LED/27K/FR/120V/2CD	4.5	B11	E12	120	Frosted	2700K	330	15K	045923217043	12/2 tjt
S21728*	4.5W CTC/LED/5K/CL/120V/2CD	4.5	B11	E12	120	Claro	5000K	350	15K	045923217289	12/2 tjt
S21706	5.5W CTC/LED/27K/CL/120V/2CD	5.5	B11	E12	120	Claro	2700K	500	15K	045923217067	12/2 tjt
<b>Decorativa - Forma Torpedo - Base Mediana</b>											
S21701*	2.5W ETC/LED/27K/CL/120V/2CD	2.5	B11	E26	120	Claro	2700K	180	15K	045923217012	12/2 tjt
S21703*	4.5W ETC/LED/27K/CL/120V/2CD	4.5	B11	E26	120	Claro	2700K	350	15K	045923217036	12/2 tjt
S8609*	4.5WETC/LED/27K/120V/1CD	4.5	C11	E26	120	Claro	2700K	450	15K	045923086090	12/1 tjt
S21705*	4.5W ETF/LED/27K/FR/120V/2CD	4.5	B11	E26	120	Frosted	2700K	330	15K	045923217050	12/2 tjt
S21730*	4.5W ETC/LED/5K/CL/120V/2CD	4.5	B11	E26	120	Claro	5000K	350	15K	045923217302	12/2 tjt
S21707*	5.5W ETC/LED/27K/CL/120V/2CD	5.5	B11	E26	120	Claro	2700K	500	15K	045923217074	12/2 tjt

Consulta nuestro catálogo completo de productos en [fgelectrical.com](http://fgelectrical.com) o escanea nuestro QR.

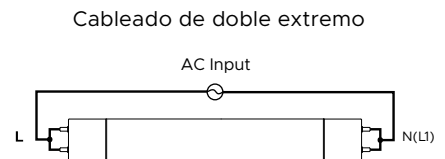


## Portafolio Iluminación FG Electrical

# LED T5 mini bypass de balasto de dos clavijas (G5) serie tipo B

Reemplazo de bypass de balasto para lámparas de precalentamiento T5 fluorescentes lineales de dos clavijas en luminarias existentes.

- No se requiere balasto ni controlador externo
- Disponible en 6", 9", 12" y 21"
- Cable directo 120-277V voltaje de línea PET
- Recubrimiento irrompible
- Lugar húmedo (soporta humedad y condensación leve)
- c-UL-us clasificado
- Larga vida: 50.000 horas
- 5 años de Garantía



### Lámparas de derivación de balasto LED T5 Mini Bi-Pin

Modelo	Descripción	Reemplazo	W	V	IRC	Tipo de base	Haz	TCC	Lm	M.O.L. (Nominal)	Longitud (pulgadas)	Vida útil	UPC	Pack
S11900	2W/LED/T5/840	F4T5/CW	2	120-277	80	G5	240°	4000K	150	5 29/32	6	50K	045923119002	10
S11901	2W/LED/T5/865	F4T5/D	2	120-277	80	G5	240°	6500K	150	5 29/32	6	50K	045923119019	10
S11902	3W/LED/T5/840	F6T5/CW	3	120-277	80	G5	240°	4000K	270	8 29/32	9	50K	045923119026	10
S11903	3W/LED/T5/865	F6T5/D	3	120-277	80	G5	240°	6500K	270	8 29/32	9	50K	045923119033	10
S11904	4W/LED/T5/830	F8T5/WW	4	120-277	80	G5	240°	3000K	400	10 29/32	12	50K	045923119040	10
S11905	4W/LED/T5/840	F8T5/CW	4	120-277	80	G5	240°	4000K	400	10 29/32	12	50K	045923119057	10
S11906	4W/LED/T5/865	F8T5/D	4	120-277	80	G5	240°	6500K	400	10 29/32	12	50K	045923119064	10
S11907	7W/LED/T5/830	F13T5/WW	7	120-277	80	G5	240°	3000K	700	20 29/32	21	50K	045923119071	10
S11908	7W/LED/T5/840	F13T5/CW	7	120-277	80	G5	240°	4000K	700	20 29/32	21	50K	045923119088	10
S11909	7W/LED/T5/865	F13T5/D	7	120-277	80	G5	240°	6500K	700	20 29/32	21	50K	045923119095	10

Consulta nuestro catálogo completo de productos en [fgelectrical.com](http://fgelectrical.com) o escanea nuestro QR.



## Portafolio Iluminación FG Electrical

# Balasto LED T8 de primera calidad con bypass tipo B, verdaderas lámparas sin parpadeo

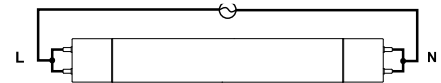


- No se requiere balasto ni controlador externo
- Sin parpadeo: menos del 2%
- Protección de instalación: no se enciende si no se pasa por alto el balasto
- Baja potencia: solo 11,5 vatios
- Alto lumen: hasta 2600
- Cable directo de voltaje de línea de 120-277 V \*
- Todo tubo de vidrio
- Recubierto de PET - inastillable
- Larga vida: 50.000 horas
- Clasificación c-UL-us
- Listado de ETL Sanitation (conforme a NSF)
- Listado DLC
- 5 años de Garantía

### 2 Opciones de instalación

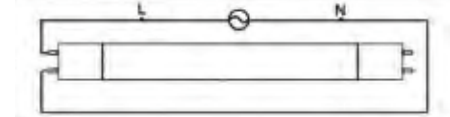
1. Cableado de doble extremo

AC 120-277V



2. Cableado de un solo extremo

AC 120-277V



(Zócalos sin derivación)



### Lámparas de repuesto fluorescentes LED T8

Modelo	Descripción	W	IRC	Haz	TCC	Lm	M.O.L. (pulgadas)	Vida útil	UPC	Pack
S11910	11.5T8/LED/48-830/FF/BP 120-277V	11.5	80	190°	3000K	1650	48	50K	045923119101	25
S11911	11.5T8/LED/48-835/FF/BP 120-277V	11.5	80	190°	3500K	1650	48	50K	045923119118	25
S11912	11.5T8/LED/48-840/FF/BP 120-277V	11.5	80	190°	4000K	1750	48	50K	045923119125	25
S11913	11.5T8/LED/48-850/FF/BP 120-277V	11.5	80	190°	5000K	1800	48	50K	045923119132	25
S11914	18.5T8/LED/48-830/FF/BP 120-277V	18.5	80	190°	3000K	2400	48	50K	045923119149	25
S11915	18.5T8/LED/48-835/FF/BP 120-277V	18.5	80	190°	3500K	2400	48	50K	045923119156	25
S11916	18.5T8/LED/48-840/FF/BP 120-277V	18.5	80	190°	4000K	2500	48	50K	045923119163	25
S11917	18.5T8/LED/48-850/FF/BP 120-277V	18.5	80	190°	5000K	2600	48	50K	045923119170	25

Consulta nuestro catálogo completo de productos en [fgelectrical.com](http://fgelectrical.com) o escanea nuestro QR.






## Portafolio Iluminación FG Electrical

### Lámparas de bypass de balasto LED T8 lineales de 13,5 W regulables tipo B

**Características**

- No se requiere balasto ni controlado externo Cable directo Voltaje de línea de 120 V\*
- Todo tubo de vidrio Atenuable\*\*
- Lugar húmedo (soporta humedad y condensación leve)
- Larga vida: 50.000 horas
- Clasificación c-UL-us
- Listado DLC
- Certificado NSF
- 5 años de Garantía



### Lámparas de repuesto fluorescentes LED T8



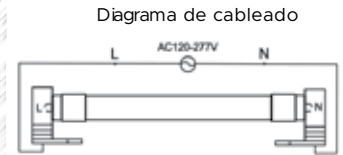

Modelo	Descripción	W	V	IRC	Tipo de base	Haz	TCC	Lm	M.O.L. (pulgadas)	Vida útil	UPC	M / caso Cant.
S11920	13.5T8/LED/48-830/DIM-BP	13.5	120	82	G13	220°	3000K	1700	48	50K	045923119200	25
S11921	13.5T8/LED/48-835/DIM-BP	13.5	120	82	G13	220°	3500K	1700	48	50K	045923119217	25
S11922	13.5T8/LED/48-840/DIM-BP	13.5	120	82	G13	220°	4000K	1800	48	50K	045923119224	25
S11923	13.5T8/LED/48-850/DIM-BP	13.5	120	82	G13	220°	5000K	1800	48	50K	045923119231	25



## Portafolio Iluminación FG Electrical

# Slimline 4', 6', 8' T8 ballast bypass type B series

- Cableado de doble extremo
- Revestimiento irrompible
- Más del 40% de ahorro de energía en comparación con los sistemas T8 estándar de 8' Base delgada de un solo pin - reemplaza T8 y T12
- No se requiere balasto ni controlador externo
- Voltaje de línea de cable directo 120-277V
- Todo tubo de vidrio
- Lugar húmedo (soporta humedad y condensación leve) certificado NSF
- Clasificación c-UL-us
- Larga vida: 50.000 horas
- 5 años de Garantía



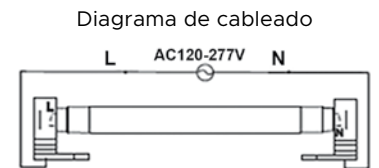
### Derivación de balasto LED T8

Modelo	Descripción	W	IRC	Tipo de base	Haz	TCC	Lm	M.O.L. (pulgadas)	Vida útil	UPC	Pack
S11926	14T8/LED/48-840/BP	14	80	Single Pin (FA8)	210°	4000K	1900	48	50K	045923119262	25
S11927	24T8/LED/72-840/BP	24	80	Single Pin (FA8)	210°	4000K	3200	72	50K	045923119279	10
S9917*	43T8/LED/96-835/BP	43	82	Single Pin (FA8)	210°	3500K	5500	96	50K	045923099175	10
S9918*	43T8/LED/96-840/BP	43	82	Single Pin (FA8)	210°	4000K	5500	96	50K	045923099182	10
S9919*	43T8/LED/96-850/BP	43	82	Single Pin (FA8)	210°	5000K	5500	96	50K	045923099199	10

Hoja de producto SA2683

# Bypass de balasto LED lineal de 43W 8' tipo B Serie T8

- Cableado de doble extremo
- Revestimiento irrompible
- Más del 40% de ahorro de energía en comparación con los sistemas T8 estándar de 8' Base R17d diseñada para reemplazar las lámparas fluorescentes T8 HO y T12 HO de 8'
- No se requiere balasto ni controlador externo
- Voltaje de línea de cable directo 120-277V
- Todo tubo de vidrio
- Lugar húmedo (soporta humedad y condensación leve)
- Certificado NSF
- c-UL-us Classified Larga vida — 50,000 horas
- 5 años de Garantía



### Derivación de balasto LED T8

Modelo	Descripción	W	V	IRC	Tipo de base	Haz	TCC	Lm	M.O.L. (pulgadas)	Vida útil	UPC	Pack
S9924	43T8/LED/96-840/BP/R17d	43	120-277V	82	R17d	210°	4000K	5500	96	50K	045923099243	10
S9925	43T8/LED/96-850/BP/R17d	43	120-277V	82	R17d	210°	5000K	5500	96	50K	045923099250	10
S9942	43T8/LED/96-865/BP/R17d	43	120-277V	82	R17d	210°	6500K	5500	96	50K	045923099427	10

Consulta nuestro catálogo completo de productos en [fgelectrical.com](http://fgelectrical.com) o escanea nuestro QR.



## Portafolio Iluminación FG Electrical



### Lámparas LED lineales T8 Tipo C

Modelo	Descripción	W	IRC	Tipo de bulbo	Tipo de base	Haz	TCC	Lm	M.O.L. (pulgadas)	Vida útil	UPC	M/Case Qty
2FT												
S11930	8T8/LED/24-830/XD	8	82	LED	G13	220°	3000K	1200	24	50K	045923119309	25
S11931	8T8/LED/24-835/XD	8	82	LED	G13	220°	3500K	1200	24	50K	045923119316	25
S11932	8T8/LED/24-840/XD	8	82	LED	G13	220°	4000K	1200	24	50K	045923119323	25
S11933	8T8/LED/24-850/XD	8	82	LED	G13	220°	5000K	1200	24	50K	045923119330	25
3FT												
S11934	11T8/LED/36-830/XD	11	82	LED	G13	220°	3000K	1600	36	50K	045923119347	25
S11935	11T8/LED/36-835/XD	11	82	LED	G13	220°	3500K	1600	36	50K	045923119354	25
S11936	11T8/LED/36-840/XD	11	82	LED	G13	220°	4000K	1600	36	50K	045923119361	25
S11937	11T8/LED/36-850/XD	11	82	LED	G13	220°	5000K	1600	36	50K	045923119378	25
4FT												
S11938	12T8/LED/48-830/XD	12	82	LED	G13	220°	3000K	1800	48	50K	045923119385	25
S11939	12T8/LED/48-835/XD	12	82	LED	G13	220°	3500K	1800	48	50K	045923119392	25
S11940	12T8/LED/48-840/XD	12	82	LED	G13	220°	4000K	1800	48	50K	045923119408	25
S11941	12T8/LED/48-850/XD	12	82	LED	G13	220°	5000K	1800	48	50K	045923119415	25

### Controladores LED T8 Tipo C

Modelo	Descripción	Lamps driven	V in	V out	Current in 120V	Current in 277V	Current out 120V, 277V	Freq. input HZ	Power factor 120V	Power factor 277V	Operating temp.	Storage temp.	UPC
S8012	LED driver/ 2', 3', 4'/Type C/T8	1, 2	120-277	24-48	300	130	290	50/60	0.95	0.93	-20° to 55°C	-40° to 85°C	045923090127
S8013	LED driver/ 2', 3', 4'/Type C/T8	3, 4	120-277	24-48	590	230	290	50/60	0.95	0.93	-20° to 55°C	-40° to 85°C	045923090134



### Lámparas LED lineales T5 Tipo C

Modelo	Descripción	W	IRC	Tipo de bulbo	Tipo de base	Haz	TCC	Lm	M.O.L. (pulgadas)	Vida útil	UPC	M/Case Qty
4FT T5												
S11942	23T5/LED/48-835/XD	23	82	LED	G5	220°	3500K	3500	48	50K	045923119422	25
S11943	23T5/LED/48-840/XD	23	82	LED	G5	220°	4000K	3500	48	50K	045923119439	25
S11944	23T5/LED/48-850/XD	23	82	LED	G5	220°	5000K	3500	48	50K	045923119446	25


### Controladores LED T5 Tipo C

Modelo	Descripción	Lamps driven	V in	V out	Current in 120V	Current in 277V	Current out 120V, 277V	Freq. input HZ	Power factor 120V	Power factor 277V	Operating temp.	Storage temp.	UPC
S8014	LED driver/4'/ Type C/T5	1, 2	120-277	30-48	540	240	530	50/60	0.95	0.93	-20° to 55°C	-40° to 85°C	045923080142
S8015	LED driver/4'/ Type C/T5	3, 4	120-277	30-45	1020	450	530	50/60	0.98	0.96	-20° to 55°C	-40° to 85°C	045923080159

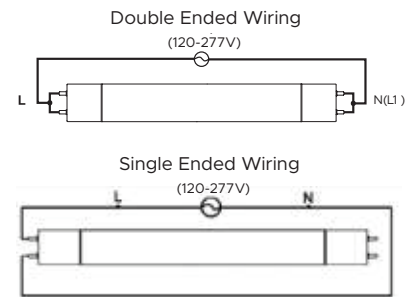
Consulta nuestro catálogo completo de productos en [fgelectrical.com](http://fgelectrical.com) o escanea nuestro QR.



# Portafolio Iluminación FG Electrical



Single or double ended wiring



Item	Description	W	V	Bulb Shape	Base	Finish	CCT	Lm	CRI	Beam	MOL (in.)	Nominal (in.)	Life (hrs.)	UPC	Pack
S11950	7T8/LED/18-830/BP	7	120-277	T8	G13	FR	3000K	700	83	160°	17.8	18.00	50K	045923119507	25
S11951	7T8/LED/18-840/BP	7	120-277	T8	G13	FR	4000K	750	83	160°	17.8	18.00	50K	045923119514	25
S11952	7T8/LED/18-865/BP	7	120-277	T8	G13	FR	6500K	770	83	160°	17.8	18.00	50K	045923119521	25

Consulta nuestro catálogo completo de productos en [fgelectrical.com](http://fgelectrical.com) o escanea nuestro QR.



# Portafolio Iluminación FG Electrical



## Wiring Diagram

Retrofit luminaire with magnetic ballast



Wiring harnesses available including non-shunted sockets, sold separately

Item	Description
80-2626	1 LT BALLAST BYPASS WIRING HARNESS
80-2627	2 LT BALLAST BYPASS WIRING HARNESS
80-2628	3 LT BALLAST BYPASS WIRING HARNESS
80-2629	4 LT BALLAST BYPASS WIRING HARNESS

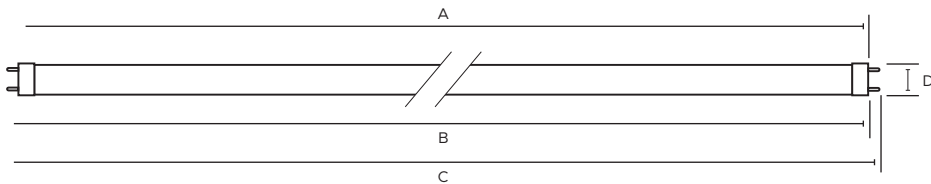


Item	Description	W	V	Bulb Shape	Base	Finish	CCT	Lm	CRI	Beam	MOL (in.)	Nominal (in.)	Life (hrs.)	UPC	Pack
S11953	22T8/LED/60-840/BP	22	120-277	T8	G13	FR	4000K	2800	83	160°	60.00	60.00	50K	045923119538	10
S11954	22T8/LED/60-850/BP	22	120-277	T8	G13	FR	5000K	2800	83	160°	60.00	60.00	50K	045923119545	10
S11955	30T8/LED/70-840/BP	30	120-277	T8	G13	FR	4000K	4000	83	160°	70.00	70.00	50K	045923119552	10
S11956	30T8/LED/70-850/BP	30	120-277	T8	G13	FR	5000K	4000	83	160°	70.00	70.00	50K	045923119569	10

Consulta nuestro catálogo completo de productos en [fgelectrical.com](http://fgelectrical.com) o escanea nuestro QR.

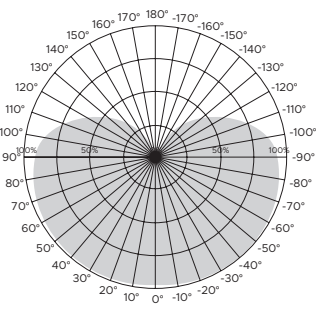


# Portafolio Iluminación FG Electrical



### Dimensions

Size	WATTAGE	A Length (in.)	B Length (in.)	C Length (in.)	D Length (in.)
2 Foot	9W	23.21	23.50	23.78	1.02
3 Foot	12W	35.22	35.50	35.78	1.02
4 Foot	10.5W/14W/17W	47.22	47.50	47.78	1.02



Beam Angle: 210°



Description	W	V	Bulb Shape	Base	Finish	CCT	Lm	CRI	Beam	MOL (in.)	Nominal (in.)	Life (hrs.)	UPC	Pack	
<b>2' LED T8</b>															
S39900	9T8/LED/24-830/BP/SE-DE	9	120-277	T8	G13	GLOSS WH	3000K	1100	82	210°	24.00	23.78	50K	045923399008	25
S39901	9T8/LED/24-835/BP/SE-DE	9	120-277	T8	G13	GLOSS WH	3500K	1100	82	210°	24.00	23.78	50K	045923399015	25
S39902	9T8/LED/24-840/BP/SE-DE	9	120-277	T8	G13	GLOSS WH	4000K	1150	82	210°	24.00	23.78	50K	045923399022	25
S39903	9T8/LED/24-850/BP/SE-DE	9	120-277	T8	G13	GLOSS WH	5000K	1150	82	210°	24.00	23.78	50K	045923399039	25
<b>3' LED T8</b>															
S39926	12T8/LED/36-830/BP/SE-DE	12	120-277	T8	G13	GLOSS WH	3000K	1400	82	210°	35.78	36.00	50K	045923399268	25
S39927	12T8/LED/36-835/BP/SE-DE	12	120-277	T8	G13	GLOSS WH	3500K	1400	82	210°	35.78	36.00	50K	045923399275	25
S39928	12T8/LED/36-840/BP/SE-DE	12	120-277	T8	G13	GLOSS WH	4000K	1450	82	210°	35.78	36.00	50K	045923399282	25
S39929	12T8/LED/36-850/BP/SE-DE	12	120-277	T8	G13	GLOSS WH	5000K	1450	82	210°	35.78	36.00	50K	045923399299	25
<b>4' LED T8</b>															
S11960	10.5T8/LED/48-830/BP/SE-DE	10.5	120-277	T8	G13	GLOSS WH	3000K	1700	82	210°	47.78	48.00	50K	045923119606	25
S11961	10.5T8/LED/48-835/BP/SE-DE	10.5	120-277	T8	G13	GLOSS WH	3500K	1700	82	210°	47.78	48.00	50K	045923119613	25
S11962	10.5T8/LED/48-840/BP/SE-DE	10.5	120-277	T8	G13	GLOSS WH	4000K	1700	82	210°	47.78	48.00	50K	045923119620	25
S11963	10.5T8/LED/48-850/BP/SE-DE	10.5	120-277	T8	G13	GLOSS WH	5000K	1700	82	210°	47.78	48.00	50K	045923119637	25
S39913	14T8/LED/48-830/BP/SE-DE	14	120-277	T8	G13	GLOSS WH	3000K	1700	82	210°	47.78	48.00	50K	045923399138	25
S39914	14T8/LED/48-835/BP/SE-DE	14	120-277	T8	G13	GLOSS WH	3500K	1700	82	210°	47.78	48.00	50K	045923399145	25
S39915	14T8/LED/48-840/BP/SE-DE	14	120-277	T8	G13	GLOSS WH	4000K	1800	82	210°	47.78	48.00	50K	045923399152	25
S39916	14T8/LED/48-850/BP/SE-DE	14	120-277	T8	G13	GLOSS WH	5000K	1800	82	210°	47.78	48.00	50K	045923399169	25
S21924	14T8/LED/48-865/BP/SE-DE	14	120-277	T8	G13	GLOSS WH	6500K	1800	82	210°	47.78	48.00	50K	045923219245	25
S39904	17T8/LED/48-830/BP/SE-DE	17	120-277	T8	G13	GLOSS WH	3000K	2100	82	210°	47.78	48.00	50K	045923399046	25
S39905	17T8/LED/48-835/BP/SE-DE	17	120-277	T8	G13	GLOSS WH	3500K	2100	82	210°	47.78	48.00	50K	045923399053	25
S39906	17T8/LED/48-840/BP/SE-DE	17	120-277	T8	G13	GLOSS WH	4000K	2200	82	210°	47.78	48.00	50K	045923399060	25
S39907	17T8/LED/48-850/BP/SE-DE	17	120-277	T8	G13	GLOSS WH	5000K	2200	82	210°	47.78	48.00	50K	045923399077	25

Consulta nuestro catálogo completo de productos en [fgelectrical.com](http://fgelectrical.com) o escanea nuestro QR.

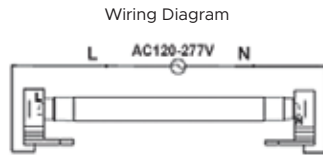


## Portafolio Iluminación FG Electrical

### R17D LINEAR LED BALLAST BYPASS 4', 6' & 8' TYPE B T8

Features:

- Double ended wiring
- Shatterproof coated
- Over 40% energy savings vs standard 8' T8 systems
- R17d base designed to replace T8 HO and T12 HO
- Fluorescent lamps
- No ballast or external driver required
- Direct wire 120-277V line voltage
- All glass tube
- Damp location
- NSF certified
- c-UL-us Classified
- Long life—50,000 hours
- 5 Year warranty



Item	Description	W	V	Bulb Shape	Base	Finish	CCT	Lm	CRI	Beam	MOL (in.)	Nominal (in.)	Life (hrs.)	UPC	Pack
S11964	18T8/LED/48-840/BP/R17D/HO	18	120-277	T8	R17d	WH	4000K	2500	82	160°	46.00	48.00	50K	045923119644	10
S11965	18T8/LED/48-865/BP/R17D/HO	18	120-277	T8	R17d	WH	6500K	2500	82	160°	46.00	48.00	50K	045923119651	10
S11966	30T8/LED/72-840/BP/R17D/HO	30	120-277	T8	R17d	WH	4000K	4200	82	160°	70.00	72.00	50K	045923119668	10
S11967	30T8/LED/72-865/BP/R17D/HO	30	120-277	T8	R17d	WH	6500K	4200	82	160°	70.00	72.00	50K	045923119675	10
S29924	40T8/LED/96-840/BP/R17D	40	120-277	T8	R17d	WH	4000K	5500	82	210°	94.00	96.00	50K	045923299247	10
S29925	40T8/LED/96-850/BP/R17D	40	120-277	T8	R17d	WH	5000K	5500	82	210°	94.00	96.00	50K	045923299254	10
S29942	40T8/LED/96-865/BP/R17D	40	120-277	T8	R17d	WH	6500K	5500	82	210°	94.00	96.00	50K	045923299421	10

Product sheet SA2611

### 25W, 4' LINEAR LED TYPE A T5 LAMPS

Features:

- Direct replacement for linear fluorescent F54T5HO lamps in existing fixtures with electronic ballasts. No rewiring required
- Over 50% energy savings vs. standard 4' T5 systems
- All glass tube
- Compatible with rapid start ballast\*
- Integrated thermal fuse at pins
- Damp location
- NSF certified
- c-UL-us listed
- DLC listed
- Long life—50,000 hours
- 5 Year warranty



Item	Description	W	V	Bulb Shape	Base	Finish	CCT	Lm	CRI	Beam	MOL (in.)	Nominal (in.)	Life (hrs.)	UPC	Pack
S29912	25T5/LED/46-835/DR	25	-	T5	G5	GLOSS	3500K	3300	82	185°	46.00	48.00	50K	045923299124	10
S29910	25T5/LED/46-840/DR	25	-	T5	G5	GLOSS	4000K	3500	82	185°	46.00	48.00	50K	045923299100	10
S29911	25T5/LED/46-850/DR	25	-	T5	G5	GLOSS	5000K	3500	82	185°	46.00	48.00	50K	045923299117	10

Consulta nuestro catálogo completo de productos en [fgelectrical.com](http://fgelectrical.com) o escanea nuestro QR.



# Portafolio Iluminación FG Electrical



## WIRING OPTIONS-BALLAST BYPASS TYPE B - 120-277V

### Wiring-Ballast Compatible Type A


Compatible with emergency and dimming ballasts\*

For instant start ballasts on the approved list, ensure that LED fluorescent sockets are wired in a shunt configuration according to manufacturer's wiring diagram.


For rapid start ballasts on the approved list, non-shunted LED/fluorescent sockets are needed and must be wired according to manufacturer's wiring diagram.

### Wiring-Ballast Bypass Type B - 120-277V


Single Ended —  
Non-Shunted Sockets



Double Ended —  
Non-Shunted Sockets



Double Ended —  
Shunted Sockets



Item	Description	W	Bulb Shape	Base	Finish	CCT	Lm	CRI	Beam	MOL (in.)	Nominal (in.)	Life (hrs.)	UPC	Pack
S11970	13T8U6/LED/22.5-830/DUAL	13	T8	G13	FR	3000K	1900	83	160°	22.50	22.50	50K	045923119705	12
S11971	13T8U6/LED/22.5-835/DUAL	13	T8	G13	FR	3500K	1950	83	160°	22.50	22.50	50K	045923119712	12
S11972	13T8U6/LED/22.5-840/DUAL	13	T8	G13	FR	4000K	2000	83	160°	22.50	22.50	50K	045923119729	12
S11973	13T8U6/LED/22.5-850/DUAL	13	T8	G13	FR	5000K	2000	83	160°	22.50	22.50	50K	045923119736	12

\*May not be compatible with all instant start, rapid start, dimmable and emergency ballasts. Visit [www.satco.com](http://www.satco.com) for an approved list.



Item	Description	W	V	Bulb Shape	Base	Finish	CCT	Lm	CRI	Beam	MOL (in.)	Nominal (in.)	Life (hrs.)	UPC	Pack
S11970	13T8U6/LED/22.5-830/DUAL	13	120-277	T8	G13	FR	3000K	1900	83	160°	22.50	22.50	50K	045923119705	12
S11971	13T8U6/LED/22.5-835/DUAL	13	120-277	T8	G13	FR	3500K	1950	83	160°	22.50	22.50	50K	045923119712	12
S11972	13T8U6/LED/22.5-840/DUAL	13	120-277	T8	G13	FR	4000K	2000	83	160°	22.50	22.50	50K	045923119729	12
S11973	13T8U6/LED/22.5-850/DUAL	13	120-277	T8	G13	FR	5000K	2000	83	160°	22.50	22.50	50K	045923119736	12

\*\* Bypass mode works wired as a single ended lamp on non-shunted sockets or as a double ended lamp on either shunted or non-shunted sockets.

### System Performance - Type A mode based on ballast factor

System Performance Chart				Bare Lamp (Rated)			Bare Lamp Wattage			System Wattage			Initial Lumens			Lifetime		
Item	Description	CCT	Length (ft)	Nominal Wattage	Nominal Lumens	LBF (0.78)	NBF (0.88)	HBF (1.18)	LBF (0.78)	NBF (0.88)	HBF (1.18)	LBF (0.78)	NBF (0.88)	HBF (1.18)	LBF (0.78) Khrs.	NBF (0.88) Khrs.	HBF (1.18) † Khrs.	
S11970	13T8U6/LED/22.5-830/DUAL	3000K	2	13	1900	11.0	13.0	18	14.0	16.0	21.0	1600	1800	2350	>50	>50	<50	
S11971	13T8U6/LED/22.5-835/DUAL	3500K	2	13	1950	11.0	13.0	18	14.0	16.0	21.0	1600	1800	2350	>50	>50	<50	
S11972	13T8U6/LED/22.5-840/DUAL	4000K	2	13	2000	11.0	13.0	18	14.0	16.0	21.0	1700	1900	2500	>50	>50	<50	
S11973	13T8U6/LED/22.5-850/DUAL	5000K	2	13	2000	11.0	13.0	18	14.0	16.0	21.0	1750	2000	2600	>50	>50	<50	

\*\*\* Power must be turned off prior to installing lamps. Sockets must be in good working order, not broken, cracked or electrically compromised. If arcing occurs at the lamp pin, thermal fuse may activate to avoid overheating of lamp.

† LED tube life will change with ballast factor, configurations producing ballast factors above 1.18 are not allowed.

§ Visit [www.satco.com](http://www.satco.com) for warranty conditions.

Consulta nuestro catálogo completo de productos en [fgelectrical.com](http://fgelectrical.com) o escanea nuestro QR.

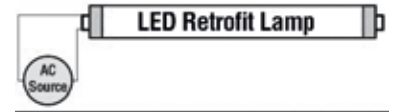




## Portafolio Iluminación FG Electrical

# Lámparas de señalización LED T8 Tipo B línea ampliada con nuevas opciones de longitud

Diagrama de cableado: CA 120-277V Requiere cableado de un solo extremo



- Más del 40% de ahorro en comparación con los sistemas T8 estándar
- 14 Opciones de longitud de 2 'a 10'
- La base gira 90 ° para una fácil instalación
- Iluminación completa para señales bidireccionales
- Amplio ángulo de haz de 330 ° • IRC > 83
- No se requiere balasto ni controlador externo Cable directo Voltaje de línea de 120-277 V
- Lugar húmedo (soporta humedad y condensación leve) • Certificado NSF
- c-UL-us Clasificado • Larga vida — 50,000 horas 5 años de Garantía



### Lámparas de señalización LED T8

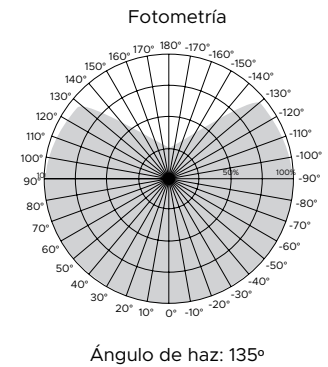
Modelo	Descripción	W	IRC	Base	TCC	Lm	M.O.L. (pulgadas)	Vida útil	UPC	Pack
S16412	7T8/LED/HO-SIGN/18-840/BP	7	83	R17D	4000K	950	18 (15.9)	50K	045923164125	10
S16413	7T8/LED/HO-SIGN/18-865/BP	7	83	R17D	6500K	950	18 (15.9)	50K	045923164132	10
S16400	9T8/LED/HO-SIGN/24-840/BP	9	83	R17D	4000K	1200	24 (21.9)	50K	045923164002	10
S16401	9T8/LED/HO-SIGN/24-865/BP	9	83	R17D	6500K	1200	24 (21.9)	50K	045923164019	10
S16414	11T8/LED/HO-SIGN/30-840/BP	11	83	R17D	4000K	1500	30 (27.9)	50K	045923164149	10
S16415	11T8/LED/HO-SIGN/30-865/BP	11	83	R17D	6500K	1500	30 (27.9)	50K	045923164156	10
S16402	12T8/LED/HO-SIGN/36-840/BP	12	83	R17D	4000K	1500	36 (33.9)	50K	045923164026	10
S16403	12T8/LED/HO-SIGN/36-865/BP	12	83	R17D	6500K	1500	36 (33.9)	50K	045923164033	10
S16416	15T8/LED/HO-SIGN/42-840/BP	15	83	R17D	4000K	2100	42 (40)	50K	045923164163	10
S16417	15T8/LED/HO-SIGN/42-865/BP	15	83	R17D	6500K	2100	42 (40)	50K	045923164170	10
S16404	18T8/LED/HO-SIGN/48-840/BP	18	83	R17D	4000K	2300	48 (46.0)	50K	045923164040	10
S16405	18T8/LED/HO-SIGN/48-865/BP	18	83	R17D	6500K	2300	48 (46.0)	50K	045923164057	10
S16406	24T8/LED/HO-SIGN/60-840/BP	24	83	R17D	4000K	3100	60 (57.9)	50K	045923164064	10
S16407	24T8/LED/HO-SIGN/60-865/BP	24	83	R17D	6500K	3100	60 (57.9)	50K	045923164071	10
S16418	26T8/LED/HO-SIGN/64-840/BP	26	83	R17D	4000K	3650	64 (61.9)	50K	045923164187	10
S16419	26T8/LED/HO-SIGN/64-865/BP	26	83	R17D	6500K	3650	64 (61.9)	50K	045923164194	10
S16408	30T8/LED/HO-SIGN/72-840/BP	30	83	R17D	4000K	4100	72 (69.9)	50K	045923164088	10
S16409	30T8/LED/HO-SIGN/72-865/BP	30	83	R17D	6500K	4100	72 (69.9)	50K	045923164095	10
S16420	32T8/LED/HO-SIGN/84-840/BP	32	83	R17D	4000K	4500	84 (81.9)	50K	045923164200	10
S16421	32T8/LED/HO-SIGN/84-865/BP	32	83	R17D	6500K	4500	84 (81.9)	50K	045923164217	10
S16410	36T8/LED/HO-SIGN/96-840/BP	36	83	R17D	4000K	5000	96 (93.9)	50K	045923164101	10
S16411	36T8/LED/HO-SIGN/96-865/BP	36	83	R17D	6500K	5000	96 (93.9)	50K	045923164118	10
S16422	42T8/LED/HO-SIGN/108-840/BP	42	83	R17D	4000K	5800	108 (105)	50K	045923164224	10
S16423	42T8/LED/HO-SIGN/108-865/BP	42	83	R17D	6500K	5800	108 (105)	50K	045923164231	10
S16424	45T8/LED/HO-SIGN/117-840/BP	45	83	R17D	4000K	6300	117 (114)	50K	045923164248	10
S16425	45T8/LED/HO-SIGN/117-865/BP	45	83	R17D	6500K	6300	117 (114)	50K	045923164255	10
S16426	48T8/LED/HO-SIGN/120-840/BP	48	83	R17D	4000K	6700	120 (117)	50K	045923164262	10
S16427	48T8/LED/HO-SIGN/120-865/BP	48	83	R17D	6500K	6700	120 (117)	50K	045923164279	10

Consulta nuestro catálogo completo de productos en [fgelectrical.com](http://fgelectrical.com) o escanea nuestro QR.



## Portafolio Iluminación FG Electrical

### Lámparas Circeline tipo B de derivación de balasto LED T9 de 8 "y 12"



- No se requiere balasto ni controlador externo
- Más del 40% de ahorro de energía en comparación con el estándar
- Sistemas T9
- Reemplaza Circlines fluorescentes de 22W y 32W 120-277V (cable directo)
- Lugar húmedo (soporta humedad y condensación leve)
- Certificado NSF
- c-ETL-us listado
- Larga vida: 50.000 horas
- 5 años de Garantía

### Lámparas Circeline LED T9 de 8 "y 12"



Modelo	Descripción	W	IRC	Tipo de base	V	Haz	TCC	Lm	M.O.L. (pulgada)	Vida útil	UPC	Pack
S16500	FC8T9/11W/LED/CIR/830/BP	11	80	G10Q	120-277	135°	3000K	1100	8	50K	045923165009	12
S16501	FC8T9/11W/LED/CIR/840/BP	11	80	G10Q	120-277	135°	4000K	1210	8	50K	045923165016	12
S16502	FC8T9/11W/LED/CIR/865/BP	11	80	G10Q	120-277	135°	6500K	1210	8	50K	045923165023	12
S16503	FC12T9/16W/LED/CIR/830/BP	16	80	G10Q	120-277	135°	3000K	1600	12	50K	045923165030	12
S16504	FC12T9/16W/LED/CIR/840/BP	16	80	G10Q	120-277	135°	4000K	1760	12	50K	045923165047	12
S16505	FC12T9/16W/LED/CIR/865/BP	16	80	G10Q	120-277	135°	6500K	1760	12	50K	045923165054	12

Consulta nuestro catálogo completo de productos en [fgelectrical.com](http://fgelectrical.com) o escanea nuestro QR.



## Portafolio Iluminación FG Electrical

# LED T8 modo dual (bypass de balasto tipo B / compatible con balasto tipo A)

## Lámparas en U de 1-5 / 8 "

Reemplazos directos para lámparas fluorescentes T8 en forma de U en luminarias existentes con o sin balastos.

- Más del 50% de ahorro de energía en comparación con los sistemas T8 estándar. Compatible con balasto y derivación de balasto en una lámpara. El modo de derivación funciona en cableado de uno o dos extremos + Protección contra arcos eléctricos 120-277V en modo bypass
- Lugar húmedo (soporta humedad y condensación leve) certificado NSF
- DLC 4.2 listado
- Listado c-UL-us — compatible con balasto
- Clasificado c-UL-us — bypass de balasto
- Larga vida: 50.000 horas
- 5 años de Garantía



### Lámparas LED T8 de modo dual con curva en U: compatibles con balasto



Modelo	Descripción	W	IRC	TCC	Lm	M.O.L. (pulgadas)	Vida útil	UPC	Pack
S18450	13T8/U1-G13/LED/830/DUAL	13	80	3000K	1800	22 ½	50K	045923184505	24
S18451	13T8/U1-G13/LED/835/DUAL	13	80	3500K	1800	22 ½	50K	045923184512	24
S18452	13T8/U1-G13/LED/840/DUAL	13	80	4000K	1900	22 ½	50K	045923184529	24
S18453	13T8/U1-G13/LED/850/DUAL	13	80	5000K	2000	22 ½	50K	045923184536	24

Puede que no sea compatible con todos los balastos de arranque instantáneo, arranque rápido, atenuable y de emergencia. Visite [www.satco.com](http://www.satco.com) para obtener una lista aprobada.

Hoja de producto 6A2462

### Lámparas LED T8 de modo dual con curva en U: bypass de balasto

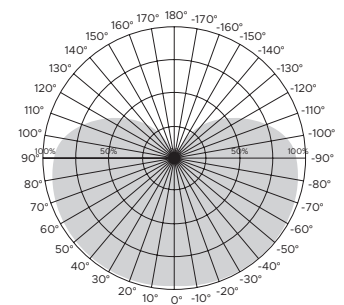
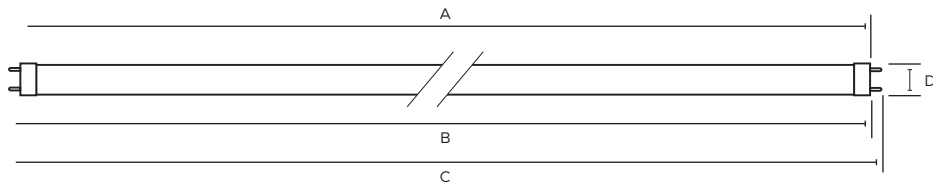


Modelo	Descripción	W	V	IRC	TCC	Lm	M.O.L. (pulgadas)	Vida útil	UPC	Pack
S18450	13T8/U1-G13/LED/830/DUAL	13	120-277	80	3000K	1800	22 ½	50K	045923184505	24
S18451	13T8/U1-G13/LED/835/DUAL	13	120-277	80	3500K	1800	22 ½	50K	045923184512	24
S18452	13T8/U1-G13/LED/840/DUAL	13	120-277	80	4000K	1900	22 ½	50K	045923184529	24
S18453	13T8/U1-G13/LED/850/DUAL	13	120-277	80	5000K	2000	22 ½	50K	045923184536	24

Consulta nuestro catálogo completo de productos en [fgelectrical.com](http://fgelectrical.com) o escanea nuestro QR.



# Portafolio Iluminación FG Electrical



Beam Angle: 210°

## Dimensions

Size	WATTAGE	A Length (in.)	B Length (in.)	C Length (in.)	D Length (in.)
2 Foot	9W	23.21	23.50	23.78	1.02
3 Foot	12W	35.22	35.50	35.78	1.02
4 Foot	10.5W/14W/17W	47.22	47.50	47.78	1.02



Item	Description	W	V	Bulb Shape	Base	Finish	CCT	Lm	CRI	Beam	MOL (in.)	Nominal (in.)	Life (hrs.)	UPC	Pack
<b>2' LED T8</b>															
S39900	9T8/LED/24-830/BP/SE-DE	9	120-277	T8	G13	GLOSS WH	3000K	1100	82	210°	24.00	23.78	50K	045923399008	25
S39901	9T8/LED/24-835/BP/SE-DE	9	120-277	T8	G13	GLOSS WH	3500K	1100	82	210°	24.00	23.78	50K	045923399015	25
S39902	9T8/LED/24-840/BP/SE-DE	9	120-277	T8	G13	GLOSS WH	4000K	1150	82	210°	24.00	23.78	50K	045923399022	25
S39903	9T8/LED/24-850/BP/SE-DE	9	120-277	T8	G13	GLOSS WH	5000K	1150	82	210°	24.00	23.78	50K	045923399039	25
<b>3' LED T8</b>															
S39926	12T8/LED/36-830/BP/SE-DE	12	120-277	T8	G13	GLOSS WH	3000K	1400	82	210°	35.78	36.00	50K	045923399268	25
S39927	12T8/LED/36-835/BP/SE-DE	12	120-277	T8	G13	GLOSS WH	3500K	1400	82	210°	35.78	36.00	50K	045923399275	25
S39928	12T8/LED/36-840/BP/SE-DE	12	120-277	T8	G13	GLOSS WH	4000K	1450	82	210°	35.78	36.00	50K	045923399282	25
S39929	12T8/LED/36-850/BP/SE-DE	12	120-277	T8	G13	GLOSS WH	5000K	1450	82	210°	35.78	36.00	50K	045923399299	25
<b>4' LED T8</b>															
S11960	10.5T8/LED/48-830/BP/SE-DE	10.5	120-277	T8	G13	GLOSS WH	3000K	1700	82	210°	47.78	48.00	50K	045923119606	25
S11961	10.5T8/LED/48-835/BP/SE-DE	10.5	120-277	T8	G13	GLOSS WH	3500K	1700	82	210°	47.78	48.00	50K	045923119613	25
S11962	10.5T8/LED/48-840/BP/SE-DE	10.5	120-277	T8	G13	GLOSS WH	4000K	1700	82	210°	47.78	48.00	50K	045923119620	25
S11963	10.5T8/LED/48-850/BP/SE-DE	10.5	120-277	T8	G13	GLOSS WH	5000K	1700	82	210°	47.78	48.00	50K	045923119637	25
S39913	14T8/LED/48-830/BP/SE-DE	14	120-277	T8	G13	GLOSS WH	3000K	1700	82	210°	47.78	48.00	50K	045923399138	25
S39914	14T8/LED/48-835/BP/SE-DE	14	120-277	T8	G13	GLOSS WH	3500K	1700	82	210°	47.78	48.00	50K	045923399145	25
S39915	14T8/LED/48-840/BP/SE-DE	14	120-277	T8	G13	GLOSS WH	4000K	1800	82	210°	47.78	48.00	50K	045923399152	25
S39916	14T8/LED/48-850/BP/SE-DE	14	120-277	T8	G13	GLOSS WH	5000K	1800	82	210°	47.78	48.00	50K	045923399169	25
S21924	14T8/LED/48-865/BP/SE-DE	14	120-277	T8	G13	GLOSS WH	6500K	1800	82	210°	47.78	48.00	50K	045923219245	25
S39904	17T8/LED/48-830/BP/SE-DE	17	120-277	T8	G13	GLOSS WH	3000K	2100	82	210°	47.78	48.00	50K	045923399046	25
S39905	17T8/LED/48-835/BP/SE-DE	17	120-277	T8	G13	GLOSS WH	3500K	2100	82	210°	47.78	48.00	50K	045923399053	25
S39906	17T8/LED/48-840/BP/SE-DE	17	120-277	T8	G13	GLOSS WH	4000K	2200	82	210°	47.78	48.00	50K	045923399060	25
S39907	17T8/LED/48-850/BP/SE-DE	17	120-277	T8	G13	GLOSS WH	5000K	2200	82	210°	47.78	48.00	50K	045923399077	25

\*Single ended wiring requires non-shunted sockets.

\*\*Protection against improper installation. Lamps will not light if the ballast has not been bypassed.

Consulta nuestro catálogo completo de productos en [fgelectrical.com](http://fgelectrical.com) o escanea nuestro QR.



## Portafolio Iluminación FG Electrical

### Lámparas LED lineales tipo A T5 de 25W, 4'

Direct replacement for linear fluorescent **F54T5HO** lamps in **existing** fixtures **with** electronic ballasts. **No rewiring required\***



Más del 50% de ahorro de energía en comparación con los sistemas T5 estándar de 4'

Todos los tubos de vidrio • Compatible con balasto de arranque rápido

Fusible térmico integrado en las clavijas • Ubicación húmeda (soporta humedad y condensación leve)

Listado LC \* • Largo I • Certificado NSF • Listado c-UL-us vida — 50,000 horas • 5 años de Garantía



Compatible con balasto LED T5

Modelo	Descripción	W	IRC	Tipo de base	Haz	TCC	Lm	Nominal (M.O.L.)	Vida útil	UPC	Pack
S29912*	25T5/LED/46-835/DR	25	82	G5	185°	3500K	3300	48 (46)	50K	045923097126	10
S29910*	25T5/LED/46-840/DR	25	82	G5	185°	4000K	3500	48 (46)	50K	045923097102	10
S29911*	25T5/LED/46-850/DR	25	82	G5	185°	5000K	3500	48 (46)	50K	045923097119	10

\* Puede que no sea compatible con todos los balastos de arranque rápido. Visite [www.satco.com](http://www.satco.com) para obtener una lista aprobada. Hoja de producto SA2306

### Serie de derivación de balasto LED T5 tipo B

Reemplazo de bypass de balasto doble o simple para lámparas fluorescentes lineales T5 HO y HE en accesorios existentes.

No se requiere balasto ni controlador externo Disponible en 2', 3' y 4'

Cable directo • Voltaje de línea de 120-277 V Cableado de uno o dos extremos

Todos los tubos de vidrio • Recubierto de PET-inastillable Ubicación húmeda (soporta humedad y condensación leve)

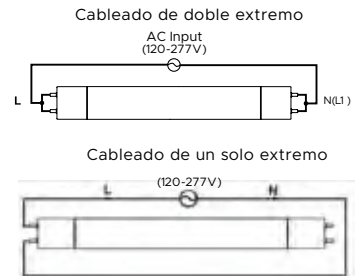
c-UL-us clasificado

Certificado NSF

Listado DLC \*

Larga vida: 50.000 horas

5 años de Garantía



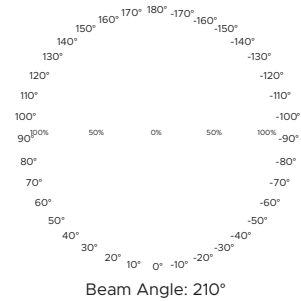
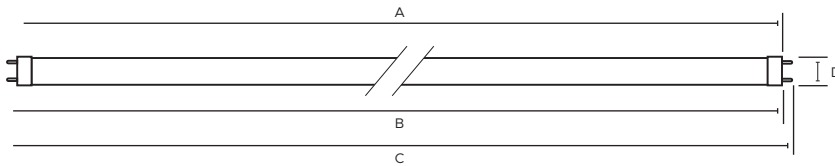
### LED Bypass Lamps

Modelo	Descripción	W	V	IRC	Tipo de base	Haz	TCC	Lm	Nominal Longitud (pulgadas)	Vida útil	UPC	Pack
S28690*	13T5/LED/46-835/BP/HE/SE-DE	13	120-277	83	G5	240°	3500	1600	48	50K	045923286902	25
S28691*	13T5/LED/46-840/BP/HE/SE-DE	13	120-277	83	G5	240°	4000	1650	48	50K	045923286919	25
S28692*	13T5/LED/46-850/BP/HE/SE-DE	13	120-277	83	G5	240°	5000	1700	48	50K	045923286926	25
S28693	12T5/LED/24-835/BP/HO/SE-DE	12	120-277	83	G5	240°	3500	1400	24	50K	045923286933	25
S28694	12T5/LED/24-840/BP/HO/SE-DE	12	120-277	83	G5	240°	4000	1450	24	50K	045923286940	25
S28695	12T5/LED/24-850/BP/HO/SE-DE	12	120-277	83	G5	240°	5000	1500	24	50K	045923286957	25
S28696	16T5/LED/36-835/BP/HO/SE-DE	16	120-277	83	G5	240°	3500	1800	36	50K	045923286964	25
S28697	16T5/LED/36-840/BP/HO/SE-DE	16	120-277	83	G5	240°	4000	1850	36	50K	045923286971	25
S28698	16T5/LED/36-850/BP/HO/SE-DE	16	120-277	83	G5	240°	5000	1900	36	50K	045923286988	25
S39717*	25T5/LED/46-835/BP/HO/SE-DE	25	120-277	83	G5	240°	3500	3200	48	50K	045923397172	25
S39718*	25T5/LED/46-840/BP/HO/SE-DE	25	120-277	83	G5	240°	4000	3300	48	50K	045923397189	25
S39719*	25T5/LED/46-850/BP/HO/SE-DE	25	120-277	83	G5	240°	5000	3400	48	50K	045923397196	25

Consulta nuestro catálogo completo de productos en [fgelectrical.com](http://fgelectrical.com) o escanea nuestro QR.



# Portafolio Iluminación FG Electrical



WATTAGE	A		B		C		D	
	Min (inch)	Max (inch)	Min (inch)	Max (inch)	Min (inch)	Max (inch)	Min (inch)	Max (inch)
8W	—	23.21	23.40	23.50	23.67	23.78	0.98	1.02
10W	—	35.22	35.40	35.50	35.67	35.78	0.98	1.02
9.5W/11W/14W	—	47.22	47.40	47.50	47.67	47.78	0.98	1.02



Description	W	Base	Finish	CCT	Lm	CRI	Beam	MOL (in)	Nominal (in)	Life (hrs.)	UPC	Pack
8T8/LED/24-830/DR	8	G13	GLOSS WH	3000K	1250	82	210°	23.78	24.00	50K	045923499463	25
8T8/LED/24-835/DR	8	G13	GLOSS WH	3500K	1250	82	210°	23.78	24.00	50K	045923499470	25
8T8/LED/24-840/DR	8	G13	GLOSS WH	4000K	1250	82	210°	23.78	24.00	50K	045923499487	25
8T8/LED/24-850/DR	8	G13	GLOSS WH	5000K	1250	82	210°	23.78	24.00	50K	045923499494	25
10T8/LED/36-830/DR	10	G13	GLOSS WH	3000K	1450	82	210°	35.78	36.00	50K	045923499906	25
10T8/LED/36-835/DR	10	G13	GLOSS WH	3500K	1450	82	210°	35.78	36.00	50K	045923499913	25
10T8/LED/36-840/DR	10	G13	GLOSS WH	4000K	1450	82	210°	35.78	36.00	50K	045923499920	25
10T8/LED/36-850/DR	10	G13	GLOSS WH	5000K	1450	82	210°	35.78	36.00	50K	045923499937	25
4' LED 9.5W T8												
9.5/T8/LED/48-830/DR	9.5	G13	GLOSS WH	3000K	1740	82	210°	47.78	48.00	50K	045923117404	25
9.5/T8/LED/48-835/DR	9.5	G13	GLOSS WH	3500K	1740	82	210°	47.78	48.00	50K	045923117411	25
9.5/T8/LED/48-840/DR	9.5	G13	GLOSS WH	4000K	1740	82	210°	47.78	48.00	50K	045923117428	25
9.5/T8/LED/48-850/DR	9.5	G13	GLOSS WH	5000K	1740	82	210°	47.78	48.00	50K	045923117435	25
11/T8/LED/48-830/DR	11	G13	GLOSS WH	3000K	1800	82	210°	47.78	48.00	50K	045923499340	25
11/T8/LED/48-835/DR	11	G13	GLOSS WH	3500K	1800	82	210°	47.78	48.00	50K	045923499357	25
11/T8/LED/48-840/DR	11	G13	GLOSS WH	4000K	1800	82	210°	47.78	48.00	50K	045923499364	25
11/T8/LED/48-850/DR	11	G13	GLOSS WH	5000K	1800	82	210°	47.78	48.00	50K	045923499371	25
14/T8/LED/48-830/DR	14	G13	GLOSS WH	3000K	2200	82	210°	47.78	48.00	50K	045923499753	25
14/T8/LED/48-835/DR	14	G13	GLOSS WH	3500K	2200	82	210°	47.78	48.00	50K	045923499760	25
14/T8/LED/48-840/DR	14	G13	GLOSS WH	4000K	2200	82	210°	47.78	48.00	50K	045923499777	25
14/T8/LED/48-850/DR	14	G13	GLOSS WH	5000K	2200	82	210°	47.78	48.00	50K	045923499784	25

Consulta nuestro catálogo completo de productos en [fgelectrical.com](http://fgelectrical.com) o escanea nuestro QR.



## Portafolio Iluminación FG Electrical

# LED T8 modo dual (bypass de balasto tipo B / compatible con balasto tipo A) lámparas lineales

Direct replacements for fluorescent T8 lamps in existing fixtures with or without ballasts.

Más del 40% de ahorro de energía en comparación con los sistemas T8 estándar

Compatible con balasto (12W) y bypass de balasto (13W) en una lámpara

El modo de bypass funciona en cableado de extremo a extremo

Protección contra arcos eléctricos \*\*\*

Todo tubo de vidrio

Compatible con balastos de emergencia y atenuación

120-277V en modo bypass

Lugar húmedo (soporta humedad y condensación leve)

PET recubierto

Certificado NSF

DLC 4.2 listado

Listado c-UL-us — compatible con balasto

Clasificado c-UL-us — bypass de balasto

Larga vida: 50.000 horas

5 años de Garantía



### Lámparas lineales LED T8 de modo dual

Modelo	Descripción	W	IRC	TCC	Lm	Haz	M.O.L. (pulgadas)	Vida útil	UPC	Pack
Ballast Compatible <sup>†</sup>										
S8890	12T8/LED/48-830/DUAL/BP-DR	12	83	3000K	1800	240°	48	50K	045923088902	25
S8891	12T8/LED/48-835/DUAL/BP-DR	12	83	3500K	1800	240°	48	50K	045923088919	25
S8892	12T8/LED/48-840/DUAL/BP-DR	12	83	4000K	1900	240°	48	50K	045923088926	25
S8893	12T8/LED/48-850/DUAL/BP-DR	12	83	5000K	1900	240°	48	50K	045923088933	25

<sup>†</sup> Puede que no sea compatible con todos los balastos de emergencia, de encendido instantáneo, de encendido rápido y regulables. Visite [www.satco.com](http://www.satco.com) para obtener una lista aprobada.

Hoja de producto SA2316

### Lámparas lineales LED T8 de modo dual



Modelo	Descripción	W	V	IRC	TCC	Lm	Haz	M.O.L. (pulgadas)	Vida útil	UPC	Pack
Ballast Bypass <sup>tt</sup>											
S8890	13T8/LED/48-830/DUAL/BP-DR	13	120-277	83	3000K	1800	240°	48	50K	045923088902	25
S8891	13T8/LED/48-835/DUAL/BP-DR	13	120-277	83	3500K	1800	240°	48	50K	045923088919	25
S8892	13T8/LED/48-840/DUAL/BP-DR	13	120-277	83	4000K	1900	240°	48	50K	045923088926	25
S8893	13T8/LED/48-850/DUAL/BP-DR	13	120-277	83	5000K	1900	240°	48	50K	045923088933	25

<sup>†</sup> Puede que no sea compatible con todos los balastos de emergencia, de encendido instantáneo, de encendido rápido y regulables. Visite [www.satco.com](http://www.satco.com) para obtener una lista aprobada.

<sup>tt</sup> El modo de derivación funciona cableado como una lámpara de un solo extremo en enchufes sin derivación o como una lámpara de dos extremos en enchufes con derivación o sin derivación.

Consulta nuestro catálogo completo de productos en [fgelectrical.com](http://fgelectrical.com) o escanea nuestro QR.



## Portafolio Iluminación FG Electrical

### Lámparas de repuesto 2G11 PLL 36W y 40W tipo B

Reemplazo de bypass de balasto para 4 polos 40W PL-L

- Cable directo 120-277V
- Todo tubo de vidrio
- Más del 40% de ahorro de energía
- Encendido instantáneo a brillo total / sin parpadeo
- Clasificación c-UL-us
- Larga vida: 50.000 horas
- 5 años de Garantía


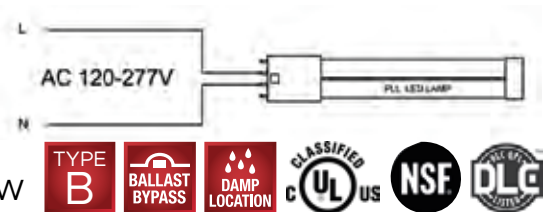


Diagrama de cableado



### Lámparas de repuesto LED / CFL Satco 2G11 de 36 W y 40 W

Modelo	Descripción	W	IRC	Tipo de base	TCC	Lm	M.O.L. (pulgadas)	Vida útil	UPC	Pack
	15PLL/LED/835/BP	15	80	2G11	3500K	2000	16 ½	50K	045923099526	10
	15PLL/LED/840/BP	15	80	2G11	4000K	2000	16 ½	50K	045923099533	10
	23PLL/LED/835/BP	23	82	2G11	3500K	2600	22 ½	50K	045923099502	10
	23PLL/LED/840/BP	23	82	2G11	4000K	2800	22 ½	50K	045923099519	10

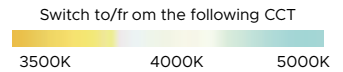
Consulta nuestro catálogo completo de productos en [fgelectrical.com](http://fgelectrical.com) o escanea nuestro QR.





## Portafolio Iluminación FG Electrical

# CCT seleccionable, tiras seleccionables de vataje



### Características

- 3500K / 4000K / 5000K Seleccionable 30W / 40W / 50W Seleccionable Distribución de luz uniforme y uniforme Acabado blanco
- Fácil instalación
- Varias opciones de montaje
- Lente de alta reflectancia para una uniformidad de luz superior Controlador sin parpadeo
- Protección contra sobretensiones 2KV
- Temperatura de funcionamiento -20 ° a 60 ° C
- IP44
- 5 años de garantía



### Tiras seleccionables de CCT y vataje



Número Producto	Descripción lámpara	W	V	Acabado	CRI	CCT	Lm	Vida/Hrs.	UPC	Case Pack
65-701	4' LED Linear Strip Light	30/40/50W	100-277V	White	80	3500K/4000K/5000K	3900-6750	50K	045923655593	6
65-702	8' LED Linear Strip Light	30/40/50W	100-277V	White	80	3500K/4000K/5000K	3900-6750	50K	045923655708	4
<b>Accesorios</b>										
65-706	Kit de suspensión de bahía baja de 2 'y 4'								045923655791	50
65-707	Kit de suspensión de bahía baja de 8 '								045923655807	50
65-708	Batería de respaldo de emergencia: 8 W / 1440 lm / 90 minutos tiempo de ejecución								045923656071	20
<b>Accesorios</b>										
86-210	Sensor de microondas - Blanco								045923862106	20
86-211	Sensor PIR - Blanco								045923862113	20

Consulta nuestro catálogo completo de productos en [fgelectrical.com](http://fgelectrical.com) o escanea nuestro QR.



## Portafolio Iluminación FG Electrical

# Linkable shop light

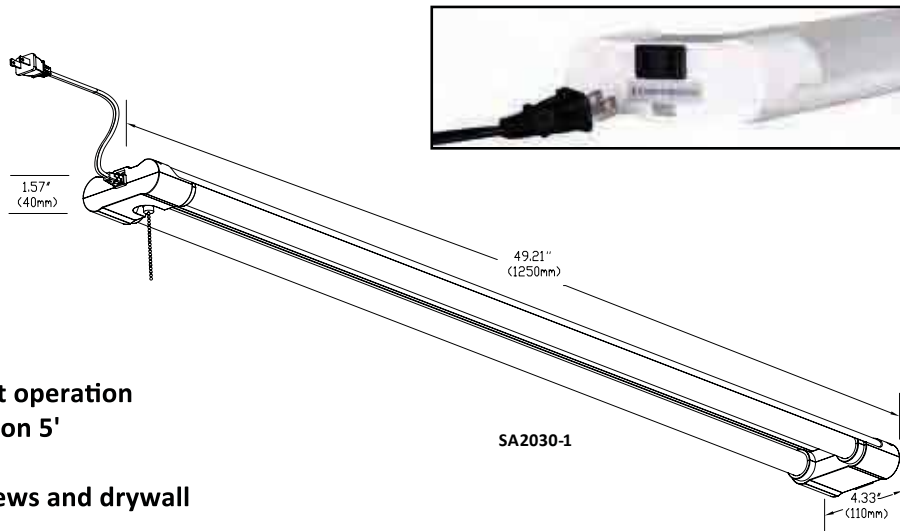


### Applications

- Cocinas
- Areas de trabajo
- Pasillos
- Lavandería
- Armarios

### Características

- Acabado Blanco
- 42W LED light source for efficient operation
- Hanging or flush mount installation 5'
- Power cord
- 6" Hanging cables, mounting screws and drywall anchors included
- Linkable up to 4 fixtures
- On/off pull chain
- Easy installation
- 5 años de garantía



### Linkable Shop Light

42 WATTS
120 VOLT
4000 K
4200 LUMENS
50,000 HOURS
80 CRI
DAMP LOCATION
FCC
RoHS COMPLIANT
ENERGY STAR
ETL

Número Producto	Descripción lámpara	W	V	CRI	CCT	Lm	Vida/ Hrs.	UPC
62-928	42 watt LED Shop Light; White Finish; 4000K	42	120V	80	4000K	4200	50K	045923680120

Product sheet NU1515

Consulta nuestro catálogo completo de productos en [fgelectrical.com](http://fgelectrical.com) o escanea nuestro QR.



## Portafolio Iluminación FG Electrical

Item#	Description	Finish	Light Source	Watts	Volts	Length	Width	Height	Ext.	CCT	Lumens	CRI	Cert. Type
65-1081	2' Ceiling Wrap	White	LED	20	100-277	24 ½"	5 ½"	2 ⅝"	•	4000K	1,600*	90	Damp
65-1082	4' Ceiling Wrap	White	LED	40	100-277	47 ½"	5 ½"	2 ⅝"	•	4000K	3,200*	90	Damp
65-1083	2' Ceiling Wrap	White	LED	20	100-277	24 ½"	5 ½"	2 ⅝"	•	3000K	1,600*	90	Damp
65-1084	4' Ceiling Wrap	White	LED	40	100-277	47 ½"	5 ½"	2 ⅝"	•	3000K	3,200*	90	Damp

\*Lumens measured at LED source.



## LED ceiling wraps

### Applications

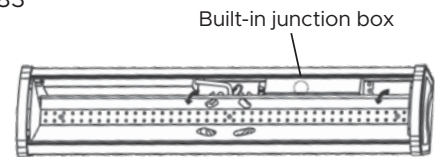
- Kitchens
- Work areas
- Hallways
- Laundry
- Closets

### Features


- 2' and 4' Lengths
- Mounts directly to junction box or can be internally wired using built-in junction box
- Maintenance free – no bulb to change
- Perfect, even light distribution
- 90 CRI
- Slim design
- 50,000 hour life
- Universal input voltage, 100-277V
- 3000K & 4000K options
- Certified for damp locations
- ENERGY STAR certified
- 5 Year warranty



65-1081, 65-1083



Built-in junction box



65-1082, 65-1084



## Portafolio Iluminación FG Electrical

Item#	Description	Finish	Light Source	Watts	Volts	Length	Width	Height	Ext.	CCT	Lumens	CRI	Cert. Type
65-1091	2' Ceiling Wrap with Pull Chain White	White	LED	20	120	24 1/2"	5 1/2"	1 5/8"	•	3000K	1,600*	90	Damp
65-1092	4' Ceiling Wrap with Pull Chain White	White	LED	20	120	47 1/2"	5 1/2"	1 5/8"	•	3000K	3,200*	90	Damp
65-1095	2' Ceiling Wrap with Motion Sensor White	White	LED	20	100-277	24 1/2"	5 1/2"	1 5/8"	•	4000K	1,600*	90	Damp
65-1096	4' Ceiling Wrap with Motion Sensor White	White	LED	20	100-277	47 1/2"	5 1/2"	1 5/8"	•	4000K	3,200*	90	Damp
65-1097	2' Ceiling Wrap with Motion Sensor White	White	LED	20	100-277	24 1/2"	5 1/2"	1 5/8"	•	3000K	1,600*	90	Damp
65-1098	4' Ceiling Wrap with Motion Sensor White	White	LED	20	100-277	47 1/2"	5 1/2"	1 5/8"	•	3000K	3,200*	90	Damp

\*Lumens measured at LED source.



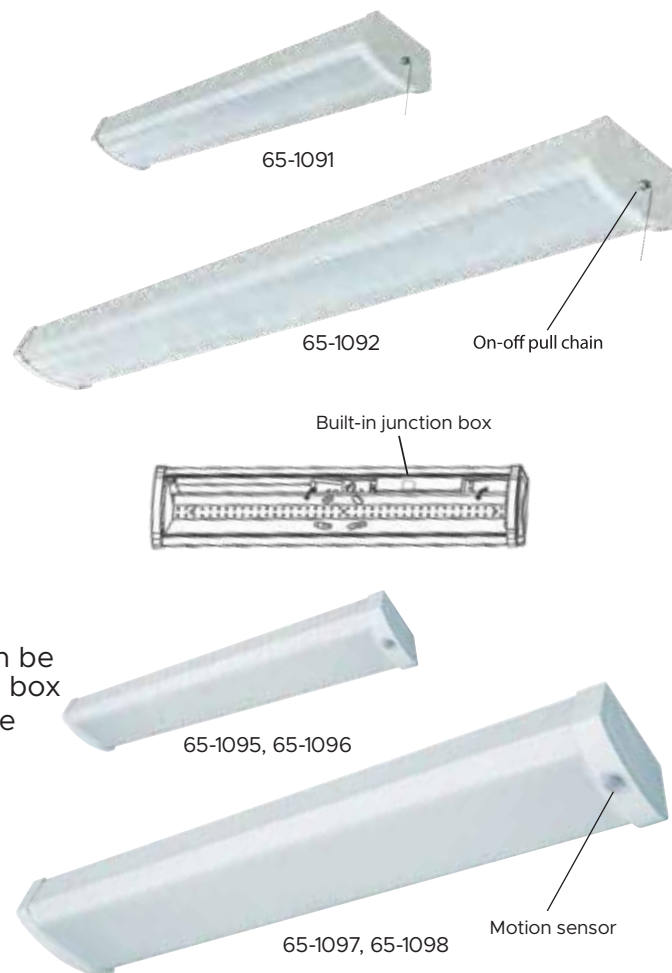
## LED ceiling wraps with pull chain or motion sensor

### Applications

- Kitchens
- Work areas
- Hallways
- Laundry
- Closets

### Features

- 2' and 4' Lengths
- With on-off pull chain or sensor
- Mounts directly to junction box or can be internally wired using built-in junction box
- Maintenance free – no bulb to change
- Perfect, even light distribution
- 90 CRI
- Slim design
- 50,000 hour life
- Universal input voltage, 100-277V (Pull chain 120V only)
- 3000K & 4000K options
- Certified for damp locations
- ENERGY STAR certified
- 5 Year warranty



#### PIR Sensor specifications:

Ceiling mounted installation - ceiling height 2.2-4m / 7'-13'

- Detection Distance: 4-6m / 13'-20'
- No Detection Shut Off Time: 50 Seconds



## Portafolio Iluminación FG Electrical

Item#	Description	Finish	Light Source	Watts	Volts	Length	Width	Height	Ext.	CCT	Lumens	CRI	Cert. Type
62-991	14" Round EMR Flush	White	LED	20	120-277	•	14"	4 ¾"	•	3000K	1,300*	90	Damp

\*Lumens measured at LED source.

\*\* Consult Satco or visit [www.satco.com](http://www.satco.com) for an up to date dimmer compatibility list.  
 †Not suitable for damp locations if used with optional battery back-up module.



# 14" LED flush mount

Emergency battery back-up ready (EMR).

### Applications

- Kitchens
- Bedrooms
- Baths
- Hallways
- Stairwells
- Office

### Features

- 100W equivalent
- 20 Watts—over 80% energy saving
- 120–277V, 50/60Hz
- High color rendition (CRI 90+)
- Dimmable – 120V
- Dimming range: 20% -100%
- Damp location
- Operating temperature: -17°C to 45°C
- White finish with durable white cover (PMMA)
- 5 Year warranty

Battery back-up ready (EMR).  
 Indicator light and test button  
 Included with battery back-up disk  
 (sold separately).



Integrated circular LED module for consistency and dependability.

### Emergency battery back-up disk (not included)



The emergency battery back-up disk, Satco model S9299 (120V) or Satco model S9780 (277V) (not included), easily mounts inside the pan of this fixture (below).  
 S9299  
 S9780



Replacement battery -  
 26F18650  
 2600 mAh, 5.2A



# Portafolio Iluminación FG Electrical

## Tiras delgadas

### Opciones conectables y extraíbles.

#### Características

Distribución de luz uniforme y uniforme Caja de conexiones integrada para una fácil instalación

Seis puntos de acceso extraíbles de 1/2 "en versiones no conectables

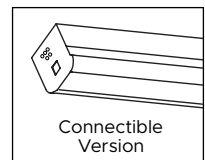
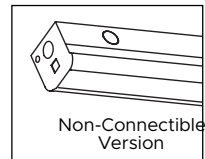

Versión conectable, conecta hasta 10 unidades (el conector se vende por separado) Acabado blanco

Lente de alta reflectancia para una uniformidad de luz superior

Protección contra sobretensiones 2KV

Temperatura de funcionamiento -20 ° a 40 ° C IP44

5 años de garantía



#### Accessories



65-1118



65-1119



86-210



86-211

## Tiras delgadas



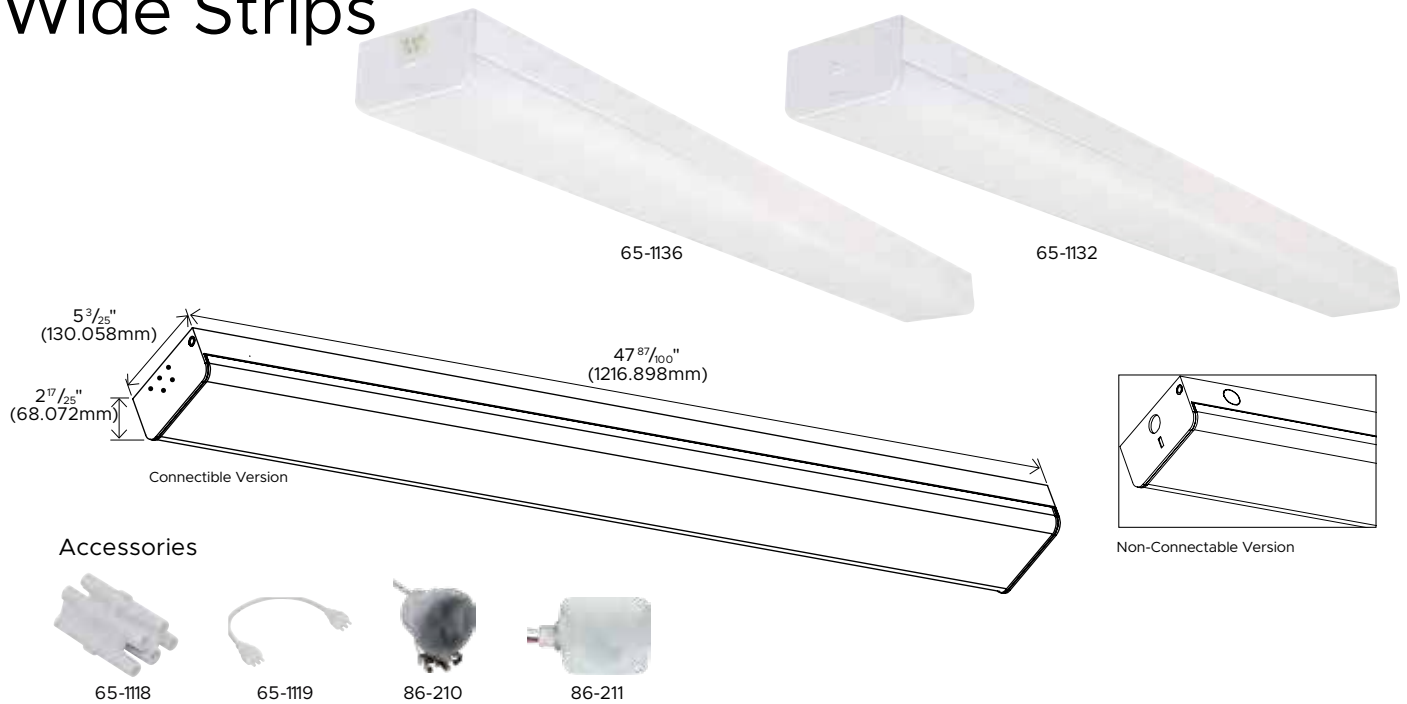
Número producto	Descripción lámpara	W	V	Terminado	CRI	CCT	Lm	Vida/ Hrs.	UPC	Case Pack
65-1122	Tira de luz LED delgada de 38W	38	120-277V	White	80	4000K	4565	50K	045923681967	6
65-1123	Tira de luz LED delgada de 38W	38	120-277V	White	80	5000K	4860	50K	045923681974	6
65-1125	Tira de luz LED delgada conectable de 38W	38	120-277V	White	80	4000K	4565	50K	045923681981	6
65-1126	38W LED Slim Connectible Strip Light	38	120-277V	White	80	5000K	4860	50K	045923681998	6
Accessories										
65-1118	Conector rápido								045923681943	100
65-1119	Cable rápido de 18 "								045923681950	100
65-1127	Kit de suspensión								045923682148	48
86-210	Sensor de microondas - Blanco								045923862106	20
86-211	Sensor PIR - Blanco								045923862113	20

Consulta nuestro catálogo completo de productos en [fgelectrical.com](http://fgelectrical.com) o escanea nuestro QR.



## Portafolio Iluminación FG Electrical

# Wide Strips



### Wide Strips



Número Producto	Descripción lámpara	W	V	Terminado	CRI	CCT	Lm	Life/Hrs.	UPC	Case Pack
65-1132*	Tira de luz LED ancha de 38W	38	120-277V	Blanco	80	4000K	4829	50K	045923682001	6
65-1133*	Tira de luz LED ancha de 38W	38	120-277V	Blanco	80	5000K	4909	50K	045923682018	6
65-1135*	Tira de luz LED de ancho conectable de 38W	38	120-277V	Blanco	80	4000K	4829	50K	045923682025	6
65-1136*	Tira de luz LED de ancho conectable de 38W	38	120-277V	Blanco	80	5000K	4909	50K	045923682032	6
Con sensor incorporado										
65-1142	Tira de luz LED ancha de 40 W con sensor incorporado	40	120-277V	Blanco	80	4000K	4829	50K	045923682049	6
65-1143	Tira de luz LED ancha de 40 W con sensor incorporado	40	120-277V	Blanco	80	5000K	4909	50K	045923682056	6
65-1145	Tira de luz LED de 40 W de ancho conectable con sensor incorporado	40	120-277V	Blanco	80	4000K	4829	50K	045923682063	6
65-1146	Tira de luz LED de 40 W de ancho conectable con sensor incorporado	40	120-277V	Blanco	80	5000K	4909	50K	045923682070	6
Con respaldo de batería de emergencia										
65-1152*	Luz de tira ancha de respaldo de batería de emergencia LED de 40W	40	120-277V	Blanco	80	4000K	4829	50K	045923682087	6
65-1153*	Luz de tira ancha de respaldo de batería de emergencia LED de 40W	40	120-277V	Blanco	80	5000K	4909	50K	045923682094	6
65-1155*	Tira de luz amplia conectable de respaldo de batería de emergencia LED de 40 W	40	120-277V	Blanco	80	4000K	4829	50K	045923682100	6
65-1156*	40W LED Emergency Battery Back Up Wide Connectible Strip Light	40	120-277V	Blanco	80	5000K	4909	50K	045923682117	6
Accesorios										
65-1118	Conector rápido								045923681943	100
65-1119	Cable rápido de 18 "								045923681950	100
65-1137	Kit de suspensión								045923682155	48
86-210	* Sensor de microondas - Blanco								045923862106	20
86-211	* Sensor PIR - Blanco								045923862113	20

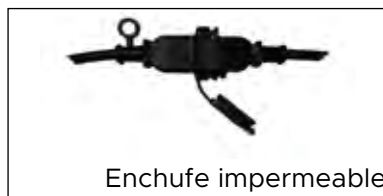
Consulta nuestro catálogo completo de productos en [fgelectrical.com](http://fgelectrical.com) o escanea nuestro QR.



## Portafolio Iluminación FG Electrical

# LUCES DE HILO DECORATIVAS

Vincula un máximo de 30 juegos para hasta 720 pies continuos.  
 Cable de alta resistencia de calibre 18, 12 vatios en total  
 Incluye 12 bombillas LED de 1 vatio y una cuerda de 24 '  
 2700K blanco cálido  
 3 años de garantía  
 Lámparas de base E26  
 Clasificación de ubicación húmeda



### Dimensiones



### Accesorios



cto	Descripción	W	V	CRI	CCT	Lm	Life/Hrs.	UPC	Pack/Mstr.
<b>de cadena decorativas LED</b>									
S8020	24 'INTERIOR / EXTERIOR - Negra	12W (1W x 12)	120V	>80	2700K	1200 (100 x 12)	15K	045923080203	4
<b>de reemplazo de luces LED de cadena</b>									
	LÁMPARAS DE REPUESTO 1W S14 - 4PK	1W	120V	>80	2700K	100	15K	045923080210	24-4pks

Consulta nuestro catálogo completo de productos en [fgelectrical.com](http://fgelectrical.com) o escanea nuestro QR.





## Portafolio Iluminación FG Electrical

Item#	Description	Finish	Light Source	Tot. Watts	Incand. Equiv.	Track Length	Head Width	Head Height	Head Ext.	CCT	Tot. Lumens	CRI	Cert. Type
TK403	Round 36°	White	LED	36	3x75W	48"	3"	2 1/4"	5 1/8"	3000K	3,060*	90	Dry
TK404	Round 36°	Black	LED	36	3x75W	48"	3"	2 1/4"	5 1/8"	3000K	3,060*	90	Dry
TK407	Round 36°	Brushed Nickel	LED	36	3x75W	48"	3"	2 1/4"	5 1/8"	3000K	3,060*	90	Dry
TK413	Pinch Back 36°	White	LED	36	3x75W	48"	2 3/4"	2 3/4"	5 3/8"	3000K	3,060*	90	Dry
TK414	Pinch Back 36°	Black	LED	36	3x75W	48"	2 3/4"	2 3/4"	5 3/8"	3000K	3,060*	90	Dry
TK417	Pinch Back 36°	Brushed Nickel	LED	36	3x75W	48"	2 3/4"	2 3/4"	5 3/8"	3000K	3,060*	90	Dry
TK423	Angle Arm 36°	White	LED	36	3x75W	48"	2 1/2"	2 3/8"	6 1/4"	3000K	3,060*	90	Dry
TK424	Angle Arm 36°	Black	LED	36	3x75W	48"	2 1/2"	2 3/8"	6 1/4"	3000K	3,060*	90	Dry
TK427	Angle Arm 36°	Brushed Nickel	LED	36	3x75W	48"	2 1/2"	2 3/8"	6 1/4"	3000K	3,060*	90	Dry

\*Lumens measured at LED source.

3 Conductor "H" type system.



TK413



TK417



TK414



TK423



TK427



TK424

Consulta nuestro catálogo completo de productos en [fgelectrical.com](http://fgelectrical.com) o escanea nuestro QR.



# Portafolio Iluminación FG Electrical

Item#	Description	Finish	Light Source	Watts	Volts	Length	Width	Height	Ext.	CCT	Lumens	CRI	Cert. Type
63-101	6" Linear LED	White	LED	1.8	120	6"	13/16"	11/16"	•	2700K	166*	80	Damp
63-201	6" Linear LED	White	LED	1.8	120	6"	13/16"	11/16"	•	3500K	180*	80	Damp
63-102	10" Linear LED	White	LED	3	120	10"	13/16"	11/16"	•	2700K	268*	80	Damp
63-202	10" Linear LED	White	LED	3	120	10"	13/16"	11/16"	•	3500K	278*	80	Damp
63-103	21" Linear LED	White	LED	7	120	21"	13/16"	11/16"	•	2700K	593*	80	Damp
63-203	21" Linear LED	White	LED	7	120	21"	13/16"	11/16"	•	3500K	607*	80	Damp
63-104	30" Linear LED	White	LED	10	120	30"	13/16"	11/16"	•	2700K	804*	80	Damp
63-204	30" Linear LED	White	LED	10	120	30"	13/16"	11/16"	•	3500K	833*	80	Damp

\*Lumens measured at LED source.

\*\* Consult Satco or visit [www.satco.com](http://www.satco.com) for an up to date dimmer compatibility list.

## Technical Overview

### Thread internals

- Advanced on-board IC direct drive technology
- No external driver required
- No capacitor = greater reliability and longer life
- Reduced size

Patented IC Direct Drive Circuitry



Consistent 0.5" LED Package Spacing



LED Packages

### Linear lighting continuity

- Custom PCB (printed circuit board) layout and fixture body design maintain LED package spacing as LED fixtures are joined together

### Removable diffuser lens (included)

- Softens visual glare
- Reduced reflectivity of LEDs from polished surfaces
- With lens removed lumen output increases by approximately 15%

Removable diffuser

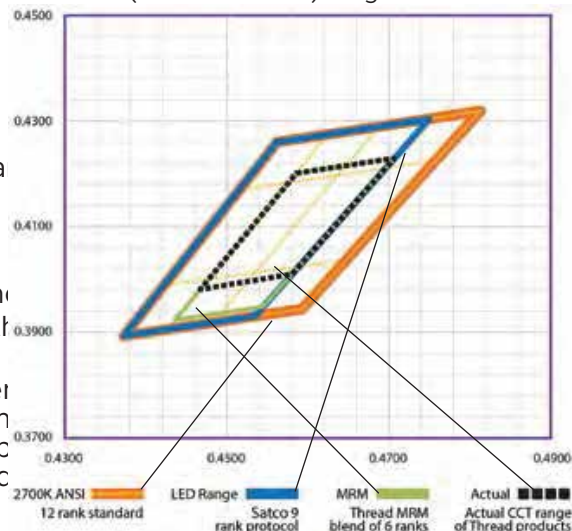


## Advanced color management

### It's what makes Thread different.

- The ANSI range of 2700K is divided into 12 ranks
- Our LED packages only use 9 of the 12 ranks within the ANSI standard
- Without the MRM procedure, the CCT may be spread over the range inside the blue diamond
- After MRM, the range of CCT will shrink to within the green diamond
- The Thread system, uses only 6 ranks and blends those ranks, so that the actual CCT range is much smaller and is similar to a 5-step MacAdam ellipse
- Ranking falls within the black dashed diamond

MRM (Multi- Rank Mix) Diagram



## Portafolio Iluminación FG Electrical

### Adams Wall Lantern / Arm Up

(1) 100W A19 max. / Medium base  
Dimensions: Width 6<sup>7</sup>/<sub>8</sub>", Height 18<sup>1</sup>/<sub>4</sub>",  
Extension 6<sup>7</sup>/<sub>8</sub>", Top to Outlet 13<sup>3</sup>/<sub>4</sub>"  
60-4901 White / Frosted Glass



### Adams Wall Lantern / Arm Down

(1) 100W A19 max. / Medium base  
Dimensions: Width 6<sup>7</sup>/<sub>8</sub>", Height 13<sup>3</sup>/<sub>4</sub>",  
Extension 6<sup>7</sup>/<sub>8</sub>", Top to Outlet 9<sup>5</sup>/<sub>8</sub>"  
60-4904 White / Frosted Glass



### Adams Wall Lantern / Arm Up

(1) 100W A19 max. / Medium base  
Dimensions: Width 6<sup>7</sup>/<sub>8</sub>", Height 18<sup>1</sup>/<sub>4</sub>",  
Extension 6<sup>7</sup>/<sub>8</sub>", Top to Outlet 13<sup>3</sup>/<sub>4</sub>"  
60-4902 Rustic Bronze / Frosted Glass



### Adams Wall Lantern / Arm Down

(1) 100W A19 max. / Medium base  
Dimensions: Width 6<sup>7</sup>/<sub>8</sub>", Height 13<sup>3</sup>/<sub>4</sub>",  
Extension 6<sup>7</sup>/<sub>8</sub>", Top to Outlet 9<sup>5</sup>/<sub>8</sub>"  
60-4905 Rustic Bronze / Frosted Glass



### Adams Wall Lantern / Arm Up

(1) 100W A19 max. / Medium base  
Dimensions: Width 6<sup>7</sup>/<sub>8</sub>", Height 18<sup>1</sup>/<sub>4</sub>",  
Extension 6<sup>7</sup>/<sub>8</sub>", Top to Outlet 13<sup>3</sup>/<sub>4</sub>"  
60-4903 Textured Black / Frosted Glass



### Adams Wall Lantern / Arm Down

(1) 100W A19 max. / Medium base  
Dimensions: Width 6<sup>7</sup>/<sub>8</sub>", Height 13<sup>3</sup>/<sub>4</sub>",  
Extension 6<sup>7</sup>/<sub>8</sub>", Top to Outlet 9<sup>5</sup>/<sub>8</sub>"  
60-4906 Textured Black / Frosted Glass



## Portafolio Iluminación FG Electrical

### Banyon Post Lantern

(1) 100W A19 max. / Medium base  
 Dimensions: Width 6<sup>1</sup>/<sub>8</sub>", Height 17<sup>1</sup>/<sub>4</sub>"  
 Fitter 3"  
 60-4927 White / Clear Water Glass  
 Accessories:  
 25-1205 White pier mount base



### Adams Post Lantern

(1) 100W A19 max. / Medium base  
 Dimensions: Width 6<sup>1</sup>/<sub>8</sub>", Height 18<sup>1</sup>/<sub>4</sub>"  
 Fitter 3"  
 60-4907 White / Frosted Glass  
 Accessories:  
 25-1205 White pier mount base



### Banyon Post Lantern

(1) 100W A19 max. / Medium base  
 Dimensions: Width 6<sup>1</sup>/<sub>8</sub>", Height 17<sup>1</sup>/<sub>4</sub>"  
 Fitter 3"  
 60-4928 Rustic Bronze / Clear Water Glass  
 Accessories:  
 25-4908 Rustic Bronze pier mount base



### Adams Post Lantern

(1) 100W A19 max. / Medium base  
 Dimensions: Width 6<sup>1</sup>/<sub>8</sub>", Height 18<sup>1</sup>/<sub>4</sub>"  
 Fitter 3"  
 60-4908 Rustic Bronze / Frosted Glass  
 Accessories:  
 25-4908 Rustic Bronze pier mount base



### Banyon Post Lantern

(1) 100W A19 max. / Medium base  
 Dimensions: Width 6<sup>1</sup>/<sub>8</sub>", Height 17<sup>1</sup>/<sub>4</sub>"  
 Fitter 3"  
 60-4929 Textured Black / Clear Water Glass  
 Accessories:  
 25-1200 Textured Black pier mount base



### Adams Post Lantern

(1) 100W A19 max. / Medium base  
 Dimensions: Width 6<sup>1</sup>/<sub>8</sub>", Height 18<sup>1</sup>/<sub>4</sub>"  
 Fitter 3"  
 60-4909 Textured Black / Frosted Glass  
 Accessories:  
 25-1200 Textured Black pier mount base



## Portafolio Iluminación FG Electrical

### Banyon Wall Lantern Arm Up

(1) 100W A19 max. / Medium base  
Dimensions: Width 6<sup>5</sup>/<sub>8</sub>", Height 17",  
Extension 8", Top to Outlet 11<sup>3</sup>/<sub>4</sub>"  
60-4924 White / Clear Water Glass



### Banyon Wall Lantern Arm Down

(1) 100W A19 max. / Medium base  
Dimensions: Width 6<sup>5</sup>/<sub>8</sub>", Height 12<sup>1</sup>/<sub>4</sub>",  
Extension 8", Top to Outlet 9<sup>1</sup>/<sub>4</sub>"  
60-4921 White / Clear Water Glass



### Banyon Wall Lantern Arm Up

(1) 100W A19 max. / Medium base  
Dimensions: Width 6<sup>5</sup>/<sub>8</sub>", Height 17",  
Extension 8", Top to Outlet 11<sup>3</sup>/<sub>4</sub>"  
60-4925 Rustic Bronze / Clear Water Glass



### Banyon Wall Lantern Arm Down

(1) 100W A19 max. / Medium base  
Dimensions: Width 6<sup>5</sup>/<sub>8</sub>", Height 12<sup>1</sup>/<sub>4</sub>",  
Extension 8", Top to Outlet 9<sup>1</sup>/<sub>4</sub>"  
60-4922 Rustic Bronze / Clear Water Glass



### Banyon Wall Lantern Arm Up

(1) 100W A19 max. / Medium base  
Dimensions: Width 6<sup>5</sup>/<sub>8</sub>", Height 17",  
Extension 8", Top to Outlet 11<sup>3</sup>/<sub>4</sub>"  
60-4926 Textured Black / Clear Water Glass



### Banyon Wall Lantern Arm Down

(1) 100W A19 max. / Medium base  
Dimensions: Width 6<sup>5</sup>/<sub>8</sub>", Height 12<sup>1</sup>/<sub>4</sub>",  
Extension 8", Top to Outlet 9<sup>1</sup>/<sub>4</sub>"  
60-4923 Textured Black / Clear Water Glass



## Portafolio Iluminación FG Electrical

### Cove Neck Small Wall Lantern / Arm Down

(1) 100W A19 max. / Medium base  
Dimensions: Width 7", Height 11 3/4",  
Extension 9 1/2", Top to Outlet 5 1/4"  
60-4951 White / Clear Seeded Glass



### Cove Neck Large Wall Lantern / Arm Down

(1) 100W A19 max. / Medium base  
Dimensions: Width 9", Height 14",  
Extension 11 1/2", Top to Outlet 6 1/4"  
60-4957 White / Clear Seeded Glass



### Cove Neck Small Wall Lantern / Arm Down

(1) 100W A19 max. / Medium base  
Dimensions: Width 7", Height 11 3/4",  
Extension 9 1/2", Top to Outlet 5 1/4"  
60-4952 Rustic Bronze / Clear Seeded Glass



### Cove Neck Large Wall Lantern / Arm Down

(1) 100W A19 max. / Medium base  
Dimensions: Width 9", Height 14",  
Extension 11 1/2", Top to Outlet 6 1/4"  
60-4958 Rustic Bronze / Clear Seeded Glass



### Cove Neck Small Wall Lantern / Arm Down

(1) 100W A19 max. / Medium base  
Dimensions: Width 7", Height 11 3/4",  
Extension 9 1/2", Top to Outlet 5 1/4"  
60-4953 Textured Black / Clear Seeded Glass



### Cove Neck Large Wall Lantern / Arm Down

(1) 100W A19 max. / Medium base  
Dimensions: Width 9", Height 14",  
Extension 11 1/2", Top to Outlet 6 1/4"  
60-4959 Textured Black / Clear Seeded Glass



## Portafolio Iluminación FG Electrical

### Boxwood Mid-Size Wall Lantern / Arm Down

1) 100W A19 max. / Medium base

Dimensions: Width 9<sup>7</sup>/<sub>8</sub>", Height 19",  
Extension 9", Top to Outlet 7<sup>1</sup>/<sub>4</sub>"

60-4964 White / Clear Beveled Glass



### Boxwood Small Wall Lantern / Arm Down

(1) 100W A19 max. / Med. base

Dimensions: Width 8", Height 15<sup>3</sup>/<sub>4</sub>",  
Extension 7<sup>7</sup>/<sub>8</sub>", Top to Outlet 5<sup>3</sup>/<sub>4</sub>"

60-4961 White / Clear Beveled Glass



### Boxwood Mid-Size Wall Lantern / Arm Down

1) 100W A19 max. / Medium base

Dimensions: Width 9<sup>7</sup>/<sub>8</sub>", Height 19",  
Extension 9", Top to Outlet 7<sup>1</sup>/<sub>4</sub>"

60-4965 Rustic Bronze / Clear Beveled Glass



### Boxwood Small Wall Lantern / Arm Down

(1) 100W A19 max. / Med. base

Dimensions: Width 8", Height 15<sup>3</sup>/<sub>4</sub>",  
Extension 7<sup>7</sup>/<sub>8</sub>", Top to Outlet 5<sup>3</sup>/<sub>4</sub>"

60-4962 Rustic Bronze / Clear Beveled Glass



### Boxwood Mid-Size Wall Lantern / Arm Down

1) 100W A19 max. / Medium base

Dimensions: Width 9<sup>7</sup>/<sub>8</sub>", Height 19",  
Extension 9", Top to Outlet 7<sup>1</sup>/<sub>4</sub>"

60-4966 Textured Black / Clear Beveled Glass



### Boxwood Small Wall Lantern / Arm Down

(1) 100W A19 max. / Med. base

Dimensions: Width 8", Height 15<sup>3</sup>/<sub>4</sub>",  
Extension 7<sup>7</sup>/<sub>8</sub>", Top to Outlet 5<sup>3</sup>/<sub>4</sub>"

60-4963 Textured Black / Clear Beveled Glass



## Portafolio Iluminación FG Electrical

### Boxwood Large Wall Lantern / Arm Down

(3) 60W Type B max. / Candelabra base

Dimensions: Width 13", Height 26 1/4",  
Extension 12 1/2", Top to Outlet 11"

60-4967 White / Clear Beveled Glass



### Boxwood Mid-Size Wall Lantern / Arm Up

(1) 100W A19 max. / Med. base

Dimensions: Width 8", Height 22",  
Extension 7 7/8", Top to Outlet 16"

60-4971 White / Clear Beveled Glass



### Boxwood Large Wall Lantern / Arm Down

(3) 60W Type B max. / Candelabra base

Dimensions: Width 13", Height 26 1/4",  
Extension 12 1/2", Top to Outlet 11"

60-4968 Rustic Bronze / Clear Beveled Glass



### Boxwood Mid-Size Wall Lantern / Arm Up

(1) 100W A19 max. / Med. base

Dimensions: Width 8", Height 22",  
Extension 7 7/8", Top to Outlet 16"

60-4972 Rustic Bronze / Clear Beveled Glass



### Boxwood Large Wall Lantern / Arm Down

(3) 60W Type B max. / Candelabra base

Dimensions: Width 13", Height 26 1/4",  
Extension 12 1/2", Top to Outlet 11"

60-4969 Textured Black / Clear Beveled Glass



### Boxwood Mid-Size Wall Lantern / Arm Up

(1) 100W A19 max. / Med. base

Dimensions: Width 8", Height 22",  
Extension 7 7/8", Top to Outlet 16"

60-4973 Textured Black / Clear Beveled Glass



Consulta nuestro catálogo completo de productos en [fgelectrical.com](http://fgelectrical.com) o escanea nuestro QR.





## Portafolio Iluminación FG Electrical

### Die Cast Cage Lantern

Linen Acrylic Lens

(1) 60W A19 max. / Medium base

Dimensions: Width 7<sup>3</sup>/<sub>4</sub>",  
Height 9<sup>3</sup>/<sub>4</sub>", Extension 4<sup>1</sup>/<sub>4</sub>"

60-537 White



### Boxwood Post Lantern

(1) 100W A19 max. / Medium base

Dimensions: Width 8", Height 19<sup>1</sup>/<sub>4</sub>"  
Fitter 3"

60-4974 White / Clear Beveled Glass

Accessories:

25-1205 White pier mount base



### Die Cast Cage Lantern

Linen Acrylic Lens

(1) 60W A19 max. / Medium base

Dimensions: Width 7<sup>3</sup>/<sub>4</sub>",  
Height 9<sup>3</sup>/<sub>4</sub>", Extension 4<sup>1</sup>/<sub>4</sub>"

60-538 Old Bronze



### Boxwood Post Lantern

(1) 100W A19 max. / Medium base

Dimensions: Width 8", Height 19<sup>1</sup>/<sub>4</sub>"  
Fitter 3"

60-4975 Rustic Bronze / Clear Beveled Glass

Accessories:

25-4908 Rustic Bronze pier mount base



### Die Cast Cage Lantern

Linen Acrylic Lens

(1) 60W A19 max. / Medium base

Dimensions: Width 7<sup>3</sup>/<sub>4</sub>",  
Height 9<sup>3</sup>/<sub>4</sub>", Extension 4<sup>1</sup>/<sub>4</sub>"

60-539 Textured Black



### Boxwood Post Lantern

(1) 100W A19 max. / Medium base

Dimensions: Width 8", Height 19<sup>1</sup>/<sub>4</sub>"  
Fitter 3"

60-4976 Textured Black / Clear Beveled Glass

Accessories:

25-1200 Textured Black pier mount base



## Portafolio Iluminación FG Electrical

### Die Cast Round Hood Bulkhead

(1) 60W A19 max. / Medium base

Dimensions: Diameter 10",  
Extension 5"

60-520 Semi Gloss White



### Die Cast Round Hood Bulkhead

(1) 60W A19 max. / Medium base

Dimensions: Diameter 10",  
Extension 5"

60-521 Architectural Bronze



### Die Cast Oval Cage Bulkhead

(1) 60W A19 max. / Medium base

Dimensions: Width 6 7/8",  
Height 10", Extension 5 1/2"

60-524 Semi Gloss White



### Die Cast Oval Cage Bulkhead

(1) 60W A19 max. / Medium base

Dimensions: Width 6 7/8",  
Height 10", Extension 5 1/2"

60-525 Architectural Bronze



### Die Cast Oval Hood Bulkhead

(1) 60W A19 max. / Medium base

Dimensions: Width 10",  
Height 6 1/8", Extension 5 1/2"

60-522 Semi Gloss White



### Die Cast Oval Hood Bulkhead

(1) 60W A19 max. / Medium base

Dimensions: Width 10",  
Height 6 1/8", Extension 5 1/2"

60-523 Architectural Bronze



## Portafolio Iluminación FG Electrical

### Die Cast Rectangle Bulkhead

(1) 60W A19 max. / Medium base

Dimensions: Width 6 $\frac{1}{2}$ ",  
Height 10", Extension 4 $\frac{7}{8}$ "

60-530 Semi Gloss White



### Die Cast Rectangle Bulkhead

(1) 60W A19 max. / Medium base

Dimensions: Width 6 $\frac{1}{2}$ ",  
Height 10", Extension 4 $\frac{7}{8}$ "

60-531 Architectural Bronze



### Die Cast Large Oval Bulkhead

(1) 60W A19 max. / Medium base

Dimensions: Width 9",  
Height 11", Extension 4 $\frac{3}{8}$ "

60-526 Semi Gloss White



### Die Cast Large Oval Bulkhead

(1) 60W A19 max. / Medium base

Dimensions: Width 9",  
Height 11", Extension 4 $\frac{3}{8}$ "

60-527 Architectural Bronze



### Die Cast Oblong Round Bulkhead

(1) 60W A19 max. / Medium base

Dimensions: Width 9 $\frac{1}{8}$ ",  
Height 10 $\frac{1}{2}$ ", Extension 4 $\frac{1}{2}$ "

60-516 Semi Gloss White



### Die Cast Oblong Round Bulkhead

(1) 60W A19 max. / Medium base

Dimensions: Width 9 $\frac{1}{8}$ ",  
Height 10 $\frac{1}{2}$ ", Extension 4 $\frac{1}{2}$ "

60-517 Architectural Bronze



## Portafolio Iluminación FG Electrical

### Die Cast Rectangle Cage

1) 60W A19 max. / Medium base

Dimensions: Width 6 $\frac{1}{2}$ ",  
Height 10", Extension 4 $\frac{7}{8}$ "

60-532 Semi Gloss White



### Die Cast Rectangle Cage

1) 60W A19 max. / Medium base

Dimensions: Width 6 $\frac{1}{2}$ ",  
Height 10", Extension 4 $\frac{7}{8}$ "

60-533 Architectural Bronze



### Die Cast Large Oval Cage

(1) 60W A19 max. / Medium base

Dimensions: Width 8 $\frac{1}{2}$ ",  
Height 12 $\frac{1}{2}$ ", Extension 5"

60-528 Semi Gloss White



### Die Cast Large Oval Cage

(1) 60W A19 max. / Medium base

Dimensions: Width 8 $\frac{1}{2}$ ",  
Height 12 $\frac{1}{2}$ ", Extension 5"

60-529 Architectural Bronze



### Die Cast Round Cage

(1) 60W A19 max. / Medium base

Dimensions: Diameter 10", Extension 5"

60-518 Semi Gloss White



### Die Cast Round Cage

(1) 60W A19 max. / Medium base

Dimensions: Diameter 10", Extension 5"

60-519 Architectural Bronze



## Portafolio Iluminación FG Electrical

### Briton Wall Lantern / Arm Up

Long & Short Tail Provided

(1) 60W A19 max. / Medium base

Dimensions: Width 6",  
Height w/short tail 15", w/long tail 18",  
Extension 6 1/8", Top to Outlet 12"

60-540 White / Clear Glass



### Briton Post Lantern

(1) 60W A19 max. / Medium base

Dimensions: Width 6", Height 14"  
Fitter 3"

60-546 White / Clear Glass

Accessories:

25-1205 White pier mount base



### Briton Wall Lantern / Arm Up

Long & Short Tail Provided

(1) 60W A19 max. / Medium base

Dimensions: Width 6",  
Height w/short tail 15", w/long tail 18",  
Extension 6 1/8", Top to Outlet 12"

60-541 Old Bronze / Clear Glass



### Briton Post Lantern

(1) 60W A19 max. / Medium base

Dimensions: Width 6", Height 14"  
Fitter 3"

60-547 Old Bronze / Clear Glass

Accessories:

25-1203 Old Bronze pier mount base



### Briton Wall Lantern / Arm Up

Long & Short Tail Provided

(1) 60W A19 max. / Medium base

Dimensions: Width 6",  
Height w/short tail 15", w/long tail 18",  
Extension 6 1/8", Top to Outlet 12"

60-542 Textured Black / Clear Glass



### Briton Post Lantern

(1) 60W A19 max. / Medium base

Dimensions: Width 6", Height 14"  
Fitter 3"

60-548 Textured Black / Clear Glass

Accessories:

25-1200 Textured Black pier mount base



## Portafolio Iluminación FG Electrical

# DREXEL

Stone Black / Frosted Seed Glass



60-5603



60-5601



60-5602

Consulta nuestro catálogo completo de productos en [fgelectrical.com](http://fgelectrical.com) o escanea nuestro QR.



## Portafolio Iluminación FG Electrical

Item#	Description	Finish	No. of Lights	Lamp Type	Base	Max Watts	Length	Width	Height	Ext.	Cert. Type
60-5601	Small Wall Lantern	Stone Black	1	A19	Med.	60W	•	7"	10 ½"	8 ½"	Wet
60-5602	Med. Wall Lantern	Stone Black	1	A19	Med.	100W	•	9"	14"	10 ½"	Wet
60-5603	Large Wall Lantern	Stone Black	1	A19	Med.	100W	•	10"	15 ½"	11 ½"	Wet
60-5604	Hanging Lantern	Stone Black	1	A19	Med.	100W	•	10"	16"	•	Damp
60-5605	Post Lantern	Stone Black	1	A19	Med.	100W	•	10"	18"	•	Wet
60-5606	Flush Lantern	Stone Black	2	A19	Med.	60W	•	11"	5 ½"	•	Damp

Additional chain: (3)25-5604, Pier Mount Base for post25-5605.  
Hanging fixture includes 12' of wire.



60-5606



60-5604



60-5605

Consulta nuestro catálogo completo de productos en [fgelectrical.com](http://fgelectrical.com) o escanea nuestro QR.



## Portafolio Iluminación FG Electrical

# WINGATE

Textured Black / Clear Seed Glass



60-5623



60-5622



60-5621

Consulta nuestro catálogo completo de productos en [fgelectrical.com](http://fgelectrical.com) o escanea nuestro QR.





## Portafolio Iluminación FG Electrical

Item#	Description	Finish	No. of Lights	Lamp Type	Base	Max Watts	Length	Width	Height	Ext.	Cert. Type
60-5621	Small Wall Lantern	Textured Black	1	A19	Med.	60W	•	6 7/8"	17 7/8"	9 1/4"	Wet
60-5622	Med. Wall Lantern	Textured Black	1	A19	Med.	100W	•	9 7/8"	25 1/4"	13 1/8"	Wet
60-5623	Large Wall Lantern	Textured Black	1	A19	Med.	100W	•	11 5/8"	30 7/8"	15 1/2"	Wet
60-5624	Hanging Lantern	Textured Black	1	A19	Med.	100W	•	9 7/8"	18 1/2"	•	Damp
60-5625	Post Lantern	Textured Black	1	A19	Med.	100W	•	9 7/8"	23"	•	Wet
60-5626	Flush Lantern	Textured Black	2	A19	Med.	60W	•	11 1/4"	5 1/8"	•	Damp

Additional chain: (3')25-1071, Pier Mount Base for post25-1200.  
Hanging fixture includes 12' of wire.



60-5626



60-5624



60-5625

Consulta nuestro catálogo completo de productos en [fgelectrical.com](http://fgelectrical.com) o escanea nuestro QR.



## Portafolio Iluminación FG Electrical



# VEGA

Classic Bronze / Clear Seed Glass



60-5613



60-5611



60-5612

Consulta nuestro catálogo completo de productos en [fgelectrical.com](http://fgelectrical.com) o escanea nuestro QR.



## Portafolio Iluminación FG Electrical

# HOWELL

Bronze with Copper Accents / Clear Seed Glass



60-5833



60-5831



60-5832

Consulta nuestro catálogo completo de productos en [fgelectrical.com](http://fgelectrical.com) o escanea nuestro QR.



## Portafolio Iluminación FG Electrical

Item#	Description	Finish	No. of Lights	Lamp Type	Base	Max Watts	Length	Width	Height	Ext.	Cert. Type
60-5831	Small Wall Lantern	Bronze with Copper	1	A19*	Med.	60W	•	5 ¼"	11 ½"	5 ¾"	Wet
60-5832	Med. Wall Lantern	Bronze with Copper	1	A19*	Med.	60W	•	7"	14 ½"	7 ½"	Wet
60-5833	Large Wall Lantern	Bronze with Copper	1	A19*	Med.	60W	•	8 ¾"	17 ½"	8 ¾"	Wet
60-5834	Flush Lantern	Bronze with Copper	2	A19*	Med.	60W	•	12"	4 ½"	•	Wet
60-5835	Post Lantern	Bronze with Copper	1	A19*	Med.	60W	•	8 ¾"	19 ¾"	•	Wet
60-5836	Hanging Lantern	Bronze with Copper	1	A19*	Med.	60W	•	8 ¾"	17 ½"	•	Damp

\*60W ST19S2423 Vintage lamps included.

Additional chain: (3)25-4225, Pier Mount Base for post25-5615.  
Hanging fixture includes 12' of wire.



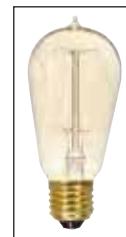
60-5834



60-5836



60-5835



Consulta nuestro catálogo completo de productos en [fgelectrical.com](http://fgelectrical.com) o escanea nuestro QR.



## Portafolio Iluminación FG Electrical

### Onion Small Wall Lantern

(1) 60W A19 max. / Medium base

Dimensions: Width 6", Height 10<sup>5</sup>/<sub>8</sub>",  
Extension 8", Top to Outlet 4<sup>1</sup>/<sub>2</sub>"

60-630 White / Clear Seed Glass



### Piper Small Wall Lantern

(1) 60W A19 max. / Medium base

Dimensions: Width 5", Height 10<sup>5</sup>/<sub>8</sub>",  
Extension 7", Top to Outlet 6"

60-633 White / Clear Seed Glass



### Onion Small Wall Lantern

(1) 60W A19 max. / Medium base

Dimensions: Width 6", Height 10<sup>5</sup>/<sub>8</sub>",  
Extension 8", Top to Outlet 4<sup>1</sup>/<sub>2</sub>"

60-631 Old Bronze / Clear Seed Glass



### Piper Small Wall Lantern

(1) 60W A19 max. / Medium base

Dimensions: Width 5", Height 10<sup>5</sup>/<sub>8</sub>",  
Extension 7", Top to Outlet 6"

60-634 Old Bronze / Clear Seed Glass



### Onion Small Wall Lantern

(1) 60W A19 max. / Medium base

Dimensions: Width 6", Height 10<sup>5</sup>/<sub>8</sub>",  
Extension 8", Top to Outlet 4<sup>1</sup>/<sub>2</sub>"

60-632 Textured Black / Clear Seed Glass



### Piper Small Wall Lantern

(1) 60W A19 max. / Medium base

Dimensions: Width 5", Height 10<sup>5</sup>/<sub>8</sub>",  
Extension 7", Top to Outlet 6"

60-635 Textured Black / Clear Seed Glass



## Portafolio Iluminación FG Electrical

### Cube Small Wall Lantern

(1) 60W A19 max. / Medium base

Dimensions: Width 4<sup>5</sup>/<sub>8</sub>", Height 8<sup>5</sup>/<sub>8</sub>",  
Extension 6<sup>1</sup>/<sub>8</sub>", Top to Outlet 3"

60-636 White / Clear Beveled Glass



### Hood Small Wall Lantern

(1) 60W A19 max. / Medium base

Dimensions: Width 6", Height 8<sup>7</sup>/<sub>8</sub>",  
Extension 6<sup>7</sup>/<sub>8</sub>", Top to Outlet 3<sup>1</sup>/<sub>2</sub>"

60-639 White / Satin Frosted Glass



### Cube Small Wall Lantern

(1) 60W A19 max. / Medium base

Dimensions: Width 4<sup>5</sup>/<sub>8</sub>", Height 8<sup>5</sup>/<sub>8</sub>",  
Extension 6<sup>1</sup>/<sub>8</sub>", Top to Outlet 3"

60-637 Old Bronze / Clear Beveled Glass



### Hood Small Wall Lantern

(1) 60W A19 max. / Medium base

Dimensions: Width 6", Height 8<sup>7</sup>/<sub>8</sub>",  
Extension 6<sup>7</sup>/<sub>8</sub>", Top to Outlet 3<sup>1</sup>/<sub>2</sub>"

60-640 Old Bronze / Satin Frosted Glass



### Cube Small Wall Lantern

(1) 60W A19 max. / Medium base

Dimensions: Width 4<sup>5</sup>/<sub>8</sub>", Height 8<sup>5</sup>/<sub>8</sub>",  
Extension 6<sup>1</sup>/<sub>8</sub>", Top to Outlet 3"

60-638 Textured Black / Clear Beveled Glass



### Hood Small Wall Lantern

(1) 60W A19 max. / Medium base

Dimensions: Width 6", Height 8<sup>7</sup>/<sub>8</sub>",  
Extension 6<sup>7</sup>/<sub>8</sub>", Top to Outlet 3<sup>1</sup>/<sub>2</sub>"

60-641 Textured Black / Satin Frosted Glass



## Portafolio Iluminación FG Electrical

# LANSING

Textured Black / Etched Opal Glass



60-6403



60-6401



60-6402

Consulta nuestro catálogo completo de productos en [fgelectrical.com](http://fgelectrical.com) o escanea nuestro QR.



## Portafolio Iluminación FG Electrical

Item#	Description	Finish	No. of Lights	Lamp Type	Base	Max Watts	Length	Width	Height	Ext.	Cert. Type
60-6401	Small Wall Lantern	Textured Black	1	A19	Med.	100W	•	7"	9 7/8"	7 3/4"	Wet
60-6402	Med. Wall Lantern	Textured Black	1	A19	Med.	100W	•	9"	11 3/8"	9 3/4"	Wet
60-6403	Large Wall Lantern	Textured Black	1	A19	Med.	100W	•	11"	13 3/8"	11 3/4"	Wet
60-6405	Post Lantern	Textured Black	1	A19	Med.	100W	•	11"	16 7/8"	•	Wet
60-6406	Hanging Lantern	Textured Black	1	A19	Med.	100W	•	11"	13 7/8"	•	Damp

Additional chain: (3')25-6407, Pier Mount Base for post lantern25-6406.  
Hanging Lantern includes 12' of wire.



60-6406



60-6405





## Portafolio Iluminación FG Electrical

# HURON

Aged Bronze / Clear Glass



60-6501



60-6502



\*T9 Vintage lamps included

Consulta nuestro catálogo completo de productos en [fgelectrical.com](http://fgelectrical.com) o escanea nuestro QR.



## Portafolio Iluminación FG Electrical

# LAKEVIEW

Aged Bronze / Clear Seed Glass



60-6511



60-6512



\*T9 Vintage  
lamps included

Consulta nuestro catálogo completo de productos en [fgelectrical.com](http://fgelectrical.com) o escanea nuestro QR.



## Portafolio Iluminación FG Electrical

Item#	Description	Finish	No. of Lights	Lamp Type	Base	Max Watts	Length	Width	Height	Ext.	Cert. Type
60-6511	Large Wall Lantern	Aged Bronze	1	T9*	Med.	60W	•	9"	16 ¼"	10 ¼"	Wet
60-6512	Med. Wall Lantern	Aged Bronze	1	T9*	Med.	60W	•	7"	12 ¼"	8 ¼"	Wet
60-6513	Post Lantern	Aged Bronze	1	T9*	Med.	60W	•	9"	8 ¼"	•	Wet
60-6514	Hanging Lantern	Aged Bronze	1	T9*	Med.	60W	•	9"	16 ¼"	•	Damp

\*60W T9S2422 Vintage lamps included.

Additional chain: (3') 25-5004, Pier Mount Base for post lantern 25-5008.  
Hanging fixture includes 12' of wire and 4' of chain.



60-6513



60-6514

Consulta nuestro catálogo completo de productos en [fgelectrical.com](http://fgelectrical.com) o escanea nuestro QR.



## Portafolio Iluminación FG Electrical

# TOFINO

Textured Black / Clear Glass

Outdoor



60-6573



60-6572



60-6571

Consulta nuestro catálogo completo de productos en [fgelectrical.com](http://fgelectrical.com) o escanea nuestro QR.



## Portafolio Iluminación FG Electrical

Item#	Description	Finish	No. of Lights	Lamp Type	Base	Max Watts	Length	Width	Height	Ext.	Cert. Type
60-6571	Small Wall Lantern	Textured Black	1	T9	Med.	60W	•	5 3/8"	11 1/4"	6 1/2"	Wet
60-6572	Med. Wall Lantern	Textured Black	1	T9	Med.	60W	•	6 3/8"	14 1/2"	7 3/8"	Wet
60-6573	Large Wall Lantern	Textured Black	1	T9	Med.	60W	•	7 3/8"	15 7/8"	8 1/2"	Wet
60-6574	Hanging Lantern	Textured Black	1	T9	Med.	60W	•	7 3/8"	16 3/8"	•	Damp
60-6575	Post Lantern	Textured Black	1	T9	Med.	60W	•	7 3/8"	17 3/4"	•	Wet

Additional chain: (3'25-6407, Pier Mount Base for post25-6406.  
Hanging fixture includes 12' of wire and 4' of chain.



60-6575



60-6574

Consulta nuestro catálogo completo de productos en [fgelectrical.com](http://fgelectrical.com) o escanea nuestro QR.



## Portafolio Iluminación FG Electrical

Item#	Description	Finish	No. of Lights	Lamp Type	Base	Max Watts	Length	Width	Height	Ext.	Cert. Type
60-6578	Medium Sconce	Textured Black	1	A19	Med.	60W	•	6"	17"	5 ¾"	Wet
60-6579	Small Sconce	Textured Black	1	A19	Med.	60W	•	5"	13"	5 ½"	Wet

# INDI

Textured Black / Clear Seeded Glass

Indoor / Outdoor



60-6579



60-6578

Consulta nuestro catálogo completo de productos en [fgelectrical.com](http://fgelectrical.com) o escanea nuestro QR.



## Portafolio Iluminación FG Electrical

# HALIFAX

Matte Black / Clear Glass

Outdoor



60-6583



60-6581



60-6582

Consulta nuestro catálogo completo de productos en [fgelectrical.com](http://fgelectrical.com) o escanea nuestro QR.



## Portafolio Iluminación FG Electrical

Item#	Description	Finish	No. of Lights	Lamp Type	Base	Max Watts	Length	Width	Height	Ext.	Cert. Type
60-6581	Small Wall Lantern	Matte Black	1	A19	Med.	60W	•	6"	10 ¼"	6 ¾"	Wet
60-6582	Med. Wall Lantern	Matte Black	2	T6	Cand.	60W	•	8"	13 ½"	8 ½"	Wet
60-6583	Large Wall Lantern	Matte Black	4	T6	Cand.	60W	•	9 ½"	15 ¾"	10"	Wet
60-6584	Hanging Lantern	Matte Black	4	T6	Cand.	60W	•	9 ½"	17 ¾"	•	Damp
60-6585	Post Lantern	Matte Black	4	T6	Cand.	60W	•	9 ½"	16 ⅛"	•	Wet

Additional chain: (3'25-462, Pier Mount Base for post25-476.  
Hanging fixture includes 12' of wire and 4' of chain.



60-6585



60-6584

Consulta nuestro catálogo completo de productos en [fgelectrical.com](http://fgelectrical.com) o escanea nuestro QR.





## Portafolio Iluminación FG Electrical

# HOPEWELL

Matte Black / Clear Seeded Glass



Outdoor



60-6593



60-6591



60-6592

Consulta nuestro catálogo completo de productos en [fgelectrical.com](http://fgelectrical.com) o escanea nuestro QR.



## Portafolio Iluminación FG Electrical

Item#	Description	Finish	No. of Lights	Lamp Type	Base	Max Watts	Length	Width	Height	Ext.	Cert. Type
60-6591	Small Wall Lantern	Matte Black	1	A19	Med.	60W	•	6"	12"	7"	Wet
60-6592	Med. Wall Lantern	Matte Black	1	A19	Med.	60W	•	7 1/2"	14 3/4"	8 1/2"	Wet
60-6593	Large Wall Lantern	Matte Black	1	A19	Med.	60W	•	9"	17 1/8"	10"	Wet
60-6594	Hanging Lantern	Matte Black	1	A19	Med.	60W	•	9"	16 1/2"	•	Damp
60-6595	Post Lantern	Matte Black	1	A19	Med.	60W	•	9"	17 5/8"	•	Wet

Additional chain: (3')25-462, Pier Mount Base for post25-476.  
Hanging fixture includes 12' of wire and 4' of chain.



60-6595



60-6594

Consulta nuestro catálogo completo de productos en [fgelectrical.com](http://fgelectrical.com) o escanea nuestro QR.



## Portafolio Iluminación FG Electrical

# ANAU

Matte Black / Opal Etched and Clear Seeded Glass

Outdoor



60-6603



60-6602



60-6601

Consulta nuestro catálogo completo de productos en [fgelectrical.com](http://fgelectrical.com) o escanea nuestro QR.



## Portafolio Iluminación FG Electrical

Item#	Description	Finish	No. of Lights	Lamp Type	Base	Max Watts	Length	Width	Height	Ext.	Cert. Type
60-6601	Small Wall Lantern	Matte Black	1	A19	Med.	60W	•	6 ¾"	12 ¾"	7 ¾"	Wet
60-6602	Med. Wall Lantern	Matte Black	1	A19	Med.	60W	•	8 ¼"	15 ¼"	8 ⅝"	Wet
60-6603	Large Wall Lantern	Matte Black	1	A19	Med.	60W	•	10 ½"	17"	11"	Wet
60-6604	Hanging Lantern	Matte Black	1	A19	Med.	60W	•	10 ½"	18 ⅞"	•	Damp
60-6605	Post Lantern	Matte Black	1	A19	Med.	60W	•	10 ½"	19 ⅞"	•	Wet

Additional chain: (3')25-462, Pier Mount Base for post25-476.  
Hanging fixture includes 12' of wire and 4' of chain.



60-6605



60-6604

Consulta nuestro catálogo completo de productos en [fgelectrical.com](http://fgelectrical.com) o escanea nuestro QR.



## Portafolio Iluminación FG Electrical

### Cornerstone Wall Lantern / Arm Up

Long & Short Tail Provided

(1) 60W A19 max. / Medium base

Dimensions: Width 7",  
Height w/short tail 12", w/long tail 18",  
Extension 9 1/4", Top to Outlet 11"

60-985 White / Clear Seeded Glass



### Cornerstone Wall Lantern / Arm Down

(1) 60W A19 max. / Medium base

Dimensions: Width 7", Height 13",  
Extension 9 1/4", Top to Outlet 4"

60-988 White / Clear Seeded Glass



### Cornerstone Wall Lantern / Arm Up

Long & Short Tail Provided

(1) 60W A19 max. / Medium base

Dimensions: Width 7",  
Height w/short tail 12", w/long tail 18",  
Extension 9 1/4", Top to Outlet 11"

60-986 Old Bronze / Clear Seeded Glass



### Cornerstone Wall Lantern / Arm Down

(1) 60W A19 max. / Medium base

Dimensions: Width 7", Height 13",  
Extension 9 1/4", Top to Outlet 4"

60-989 Old Bronze / Clear Seeded Glass



### Cornerstone Wall Lantern / Arm Up

Long & Short Tail Provided

(1) 60W A19 max. / Medium base

Dimensions: Width 7",  
Height w/short tail 12", w/long tail 18",  
Extension 9 1/4", Top to Outlet 11"

60-987 Textured Black / Clear Seeded Glass



### Cornerstone Wall Lantern / Arm Down

(1) 60W A19 max. / Medium base

Dimensions: Width 7", Height 13",  
Extension 9 1/4", Top to Outlet 4"

60-990 Textured Black / Clear Seeded Glass



## Portafolio Iluminación FG Electrical

### Cornerstone Post Lantern

(1) 60W A19 max. / Medium base

Dimensions: Width 7", Height 14 1/4"  
Fitter 3"

60-994 White / Clear Seeded Glass

Accessories:

25-1205 White pier mount base



### Central Park Post Lantern

(3) 60W Type B max. / Candelabra base

Dimensions: Width 7 7/8", Height 21"  
Fitter 3"

60-897 White / Clear Beveled Panels

Accessories:

25-1205 White pier mount base



### Cornerstone Post Lantern

(1) 60W A19 max. / Medium base

Dimensions: Width 7", Height 14 1/4"  
Fitter 3"

60-995 Old Bronze / Clear Seeded Glass

Accessories:

25-1203 Old Bronze pier mount base



### Central Park Post Lantern

(3) 60W Type B max. / Candelabra base

Dimensions: Width 7 7/8", Height 21"  
Fitter 3"

60-898 Old Bronze / Clear Beveled Panels

Accessories:

25-1203 Old Bronze pier mount base



### Cornerstone Post Lantern

(1) 60W A19 max. / Medium base

Dimensions: Width 7", Height 14 1/4"  
Fitter 3"

60-996 Textured Black / Clear Seeded Glass

Accessories:

25-1200 Textured Black pier mount base



### Central Park Post Lantern

(3) 60W Type B max. / Candelabra base

Dimensions: Width 7 7/8", Height 21"  
Fitter 3"

60-899 Textured Black / Clear Beveled Panels

Accessories:

25-1200 Textured Black pier mount base



## Portafolio Iluminación FG Electrical

# Outdoor wall Arriba y Abajo

Aplique de exterior versátil y de alta eficiencia

### Característica

- Equivalente a 60 W
- 10 vatios
- Acabado blanco, negro o bronce
- Cuerpo de aluminio fundido a presión
- Acabado con recubrimiento de polvo estabilizado a los rayos UV 40 °
- Extensión del haz
- Protección contra sobretensiones 2KV
- Dura 50.000 horas
- IP65
- 5 años de garantía



Dimensions : 5" W x 6 3/4" H x 3 3/8" Ext.



Dimensions : 5" W x 8 1/4" H x 4 1/8" Ext.

### Outdoor Wall Arriba y Abajo



Producto	Descripción	W	Acabado	CCT	Lm	CRI	Life/Hrs.	UPC
62-1137	1 LT LED SM UP OR DOWN SCONCE	10	Blanco	3000K	900	90	50K	045923680922
62-1138	1 LT LED SM UP OR DOWN SCONCE	10	Negro	3000K	900	90	50K	045923680939
62-1139	1 LT LED SM UP OR DOWN SCONCE	10	Bronce	3000K	900	90	50K	045923680946
62-1147	1 LT LED LG UP OR DOWN SCONCE	10	Blanco	3000K	900	90	50K	045923680953
62-1148	1 LT LED LG UP OR DOWN SCONCE	10	Negro	3000K	900	90	50K	045923680960
62-1149	1 LT LED LG UP OR DOWN SCONCE	10	Bronce	3000K	900	90	50K	045923680977

Consulta nuestro catálogo completo de productos en [fgelectrical.com](http://fgelectrical.com) o escanea nuestro QR.



# Portafolio Iluminación FG Electrical

## Outdoor wall Arriba y Abajo

Aplique de exterior versátil y de alta eficiencia

### Aplicaciones

Entradas de uso residencial o comercial  
Pasillos  
Lobbies  
Pacios

### Características

10 vatios / 20 vatios  
Acabado blanco, negro o bronce  
Cuerpo de aluminio fundido a presión  
Acabado con recubrimiento de polvo estabilizado a los rayos UV 40 °  
Extensión del haz  
Protección contra sobretensiones 2KV  
Dura 50.000 horas  
IP65  
5 años de garantía



62-1143R1



62-1144R1



62-1146R1

Dimensions : 5" W x 11 3/4" H x 4 1/8" Ext.



62-1141R1



62-1142R1



62-1145R1

Dimensions : 5" W x 6 3/4" H x 3 3/8" Ext.

### Outdoor Wall Arriba y Abajo



Producto	Descripción	W	Acabado	CCT	Lm	CRI	Life/Hrs.	UPC
62-1141R1	2 LT LED SM UP & DOWN SCONCE	10	Blanco	3000K	900	90	50K	045923680861
62-1142R1	2 LT LED SM UP & DOWN SCONCE	10	Negro	3000K	900	90	50K	045923680878
62-1145R1	2 LT LED SM UP & DOWN SCONCE	10	Bronce	3000K	900	90	50K	045923680885
62-1143R1	2 LT LED LG UP & DOWN SCONCE	20	Blanco	3000K	1800	90	50K	045923680892
62-1144R1	2 LT LED LG UP & DOWN SCONCE	20	Negro	3000K	1800	90	50K	045923680908
62-1146R1	2 LT LED LG UP & DOWN SCONCE	20	Bronce	3000K	1800	90	50K	045923680915

Consulta nuestro catálogo completo de productos en [fgelectrical.com](http://fgelectrical.com) o escanea nuestro QR.





# Portafolio Iluminación FG Electrical

## Bajo techo, en exteriores

### Aplicaciones

- Pasarela
- Entrada
- Pasillo
- Lobbies
- Patio

### Características

- Acabado blanco o negro con vidrio esmerilado Construcción resistente
- Cuerpo de aluminio fundido a presión
- Acabado con recubrimiento de polvo estabilizado a los rayos UV
- Adecuado para lugares húmedos
- Clasificado para 50.000 horas
- 5 años de garantía



62-1410



62-1419



62-1414



62-1417

## Bajo techo, en exteriores



producto	Descripción	Watts	Volts	CRI	CCT	Lumens	Dimensiones	Life/Hours	UPC	Pack
62-1410	LED OvalBulkhead/White/Frosted Glass	18.5	120	90	3000K	1200	10 7/8"Hx6 1/8"Wx4 1/8"E	50,000	045923682209	6
62-1411	LED OvalBulkhead/Black/Frosted Glass	18.5	120	90	3000K	1110	10 7/8"Hx6 1/8"Wx4 1/8"E	50,000	045923682216	6
62-1413	LED RectangularBulkhead/White/Frosted Glass	18.5	120	90	3000K	1110	10 1/2"Hx7"Wx5 1/8"E	50,000	045923682261	6
62-1414	LED RectangularBulkhead/Black/Frosted Glass	18.5	120	90	3000K	1110	10 1/2"Hx7"Wx5 1/8"E	50,000	045923682278	6
62-1416	LED CageLantern/White/Frosted Glass	13.5	120	90	3000K	820	9 7/8"Hx7 3/4"Wx4 3/8"E	50,000	045923682223	6
62-1417	LED CageLantern/Black/Frosted Glass	13.5	120	90	3000K	745	9 7/8"Hx7 3/4"Wx4 3/8"E	50,000	045923682230	6
62-1419	LED SpiderCage/White/Frosted Glass	18.5	120	90	3000K	1110	11 1/2"Wx5"H	50,000	045923682247	4
62-1420	LED SpiderCage/Black/Frosted Glass	18.5	120	90	3000K	1110	11 1/2"Wx5"H	50,000	045923682254	4

Consulta nuestro catálogo completo de productos en [fgelectrical.com](http://fgelectrical.com) o escanea nuestro QR.



## Portafolio Iluminación FG Electrical

Item#	Description	Finish	Light Source	Watts	Incand. Equiv.	Length	Width	Height	Ext.	CCT	Lumens	CRI	Cert. Type
62-1464	Curved Sconce	Black	LED	5	25W	•	6"	4 3/4"	5 1/2"	3000K	240*	90	Wet
62-1465	Curved Sconce	White	LED	5	25W	•	6"	4 3/4"	5 1/2"	3000K	240*	90	Wet
62-1466	Cube Sconce	Black	LED	5	25W	•	4 3/4"	4 3/4"	4 3/4"	3000K	240*	90	Wet
62-1467	Cube Sconce	White	LED	5	25W	•	4 3/4"	4 3/4"	4 3/4"	3000K	240*	90	Wet

\*Lumens measured at LED source.

# LIGHTGATE LED

Black or White, with adjustable interior barn doors.




Indoor / Outdoor



62-1465



62-1464



62-1467



62-1466

Consulta nuestro catálogo completo de productos en [fgelectrical.com](http://fgelectrical.com) o escanea nuestro QR.



## Portafolio Iluminación FG Electrical

# BETHANY LED

Mahogany Bronze / Satin White Glass



62-632



62-633



62-631



†LED Omni™ "A" lamps included

Consulta nuestro catálogo completo de productos en [fgelectrical.com](http://fgelectrical.com) o escanea nuestro QR.



## Portafolio Iluminación FG Electrical

Item#	Description	Finish	No. of Lights	Lamp Type	Watts	Incand. Equiv.	Length	Width	Height	Ext.	CCT	Lumens	CRI	Cert. Type
62-631	Small Wall	Mahogany Bronze	(1)	LED/A19/ Med.	10 <sup>†</sup>	60W	•	8 1/2"	14 1/2"	9 3/8"	3000K	810*	90	Wet
62-632	Medium Wall	Mahogany Bronze	(1)	LED/A19/ Med.	10 <sup>†</sup>	60W	•	10"	16 3/4"	10 7/8"	3000K	810*	90	Wet
62-633	Flush	Mahogany Bronze	(1)	LED/A19/ Med.	10 <sup>†</sup>	60W	•	10"	8"	•	3000K	810*	90	Wet
62-634	Post	Mahogany Bronze	(1)	LED/A19/ Med.	10 <sup>†</sup>	60W	•	10"	18 3/8"	•	3000K	810*	90	Wet
62-635	Hanging	Mahogany Bronze	(1)	LED/A19/ Med.	10 <sup>†</sup>	60W	•	10"	15 7/8"	•	3000K	810*	90	Damp

\*Lumens measured at LED source.

<sup>†</sup>10 W Omní "A" lamp(s) / Med. base included.

Additional chain: (3')25-4225.

Hanging fixture includes 12' of wire and 4' of chain.



62-635



62-634

Consulta nuestro catálogo completo de productos en [fgelectrical.com](http://fgelectrical.com) o escanea nuestro QR.



## Portafolio Iluminación FG Electrical



# DIEGO LED

Mahogany Bronze / Satin Amber Glass



62-642



62-643



62-641



†LED Omni\* "A"  
lamps included

Consulta nuestro catálogo completo de productos en [fgelectrical.com](http://fgelectrical.com) o escanea nuestro QR.



## Portafolio Iluminación FG Electrical

Item#	Description	Finish	No. of Lights	Lamp Type	Watts	Incand. Equiv.	Length	Width	Height	Ext.	CCT	Lumens	CRI	Cert. Type
62-641	Small Wall	Mahogany Bronze	(1)	LED/A19/ Med.	10 <sup>†</sup>	60W	•	5 1/2"	10 3/8"	6 1/4"	3000K	810*	90	Wet
62-642	Medium Wall	Mahogany Bronze	(1)	LED/A19/ Med.	10 <sup>†</sup>	60W	•	9"	14"	9 3/4"	3000K	810*	90	Wet
62-643	Flush	Mahogany Bronze	(2)	LED/A19/ Med.	20 <sup>†</sup>	2x60W	•	13"	5 1/4"	•	3000K	1,620*	90	Wet
62-644	Post	Mahogany Bronze	(1)	LED/A19/ Med.	10 <sup>†</sup>	60W	•	9"	16 1/8"	•	3000K	810*	90	Wet
62-645	Hanging	Mahogany Bronze	(1)	LED/A19/ Med.	10 <sup>†</sup>	60W	•	9"	14 3/4"	•	3000K	810*	90	Damp

\*Lumens measured at LED source.

<sup>†</sup>10 W Omni® "A" lamp(s) / Med. base included.

Additional chain: (3)25-4225.

Hanging fixture includes 12' of wire and 4' of chain.



62-645




62-644

Consulta nuestro catálogo completo de productos en [fgelectrical.com](http://fgelectrical.com) o escanea nuestro QR.



## Portafolio Iluminación FG Electrical



# WILLIS LED

Textured Black / Antique White Glass



62-652



62-653



62-651



†LED Omni "A"  
lamps included

Consulta nuestro catálogo completo de productos en [fgelectrical.com](http://fgelectrical.com) o escanea nuestro QR.



## Portafolio Iluminación FG Electrical

Item#	Description	Finish	No. of Lights	Lamp Type	Watts	Incand. Equiv.	Length	Width	Height	Ext.	CCT	Lumens	CRI	Cert. Type
62-651	Small Wall	Textured Black	(1)	LED/A19/ Med.	10 <sup>†</sup>	60W	•	7 ¼"	15 ½"	8 ½"	3000K	810*	90	Wet
62-652	Medium Wall	Textured Black	(1)	LED/A19/ Med.	10 <sup>†</sup>	60W	•	9"	17 ⅝"	9 ¾"	3000K	810*	90	Wet
62-653	Flush	Textured Black	(2)	LED/A19/ Med.	20 <sup>†</sup>	2x60W	•	13 ¾"	5 ⅞"	•	3000K	1,620*	90	Wet
62-654	Post	Textured Black	(1)	LED/A19/ Med.	10 <sup>†</sup>	60W	•	9"	19 ⅞"	•	3000K	810*	90	Wet
62-655	Hanging	Textured Black	(1)	LED/A19/ Med.	10 <sup>†</sup>	60W	•	9"	19 ⅞"	•	3000K	810*	90	Damp

\*Lumens measured at LED source.

<sup>†</sup>10 W Omnir "A" lamp(s) / Med. base included.

Additional chain: (3')25-1071.

Hanging fixture includes 12' of wire and 4' of chain.



62-655



62-654

Consulta nuestro catálogo completo de productos en [fgelectrical.com](http://fgelectrical.com) o escanea nuestro QR.





## Portafolio Iluminación FG Electrical

# ESSEX LED

Sterling Black / Etched Glass



62-822



62-823



62-821

Consulta nuestro catálogo completo de productos en [fgelectrical.com](http://fgelectrical.com) o escanea nuestro QR.





**FG Electrical Representatives S.A. de C.V.**

Av. Alfredo del Mazo, Col. Ex Hacienda del Pedregal 9, I y II,

C.P. 52216, Cd.López Mateos, México.

+52 (55) 5118 6565

[fgelectrical@fgelectrical.com](mailto:fgelectrical@fgelectrical.com)