

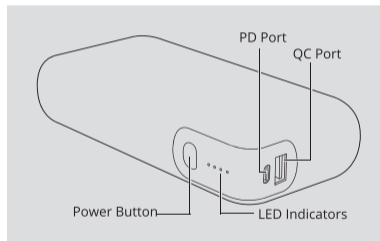
RAVPOWER

Model: RP-PB232
Thunder PD 100W 30000mAh
2ポート モバイルバッテリー
User Manual

Thanks for purchasing **RavPower products**. Please read this User Manual thoroughly before use of the product and retain it for future reference.

PRODUCT DIAGRAM

製品図



Power Bank I
モバイルバッテリー



USB-C Charging Cable I
USB-C充電ケーブル



Velvet Pouch I
キャリアポーチ



User Manual
取扱説明書

SPECIFICATIONS

製品仕様

Battery Capacity	30000mAh / 108Wh
Min Battery Capacity	28800mAh / 103.68Wh
PD Input	5V \rightarrow 3A, 9V \rightarrow 3A, 12V \rightarrow 3A, 15V \rightarrow 3A, 20V \rightarrow 3A, 60W Max
PD Output	5V \rightarrow 3A, 9V \rightarrow 3A, 12V \rightarrow 3A, 15V \rightarrow 3A, 20V \rightarrow 5A, 100W Max
QC Output	5V \rightarrow 3A, 9V \rightarrow 2A, 12V \rightarrow 1.5A 18W Max
Total Output	PD 65W + 18W (Each Port), Total 100W Max
Rated Capacity	20V \rightarrow 5A, 4200mAh

バッテリー容量	30000mAh / 108Wh
最小バッテリー容量	28800mAh / 103.68Wh
PD入力	5V \rightarrow 3A, 9V \rightarrow 3A, 12V \rightarrow 3A, 15V \rightarrow 3A, 20V \rightarrow 3A, 60W Max
PD出力	5V \rightarrow 3A, 9V \rightarrow 3A, 12V \rightarrow 3A, 15V \rightarrow 3A, 20V \rightarrow 5A, 100W Max
QC出力	5V \rightarrow 3A, 9V \rightarrow 2A, 12V \rightarrow 1.5A 18W Max

合計出力	USB-C ポート PD 65W + USB-A ポート 12V \rightarrow 1.5A
定格容量	20V \rightarrow 5A, 4200mAh

USING YOUR POWER BANK

パワーバンクを使う

Fig. 1

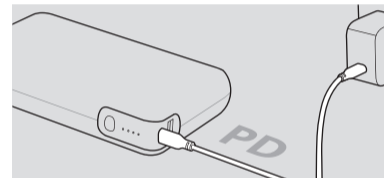
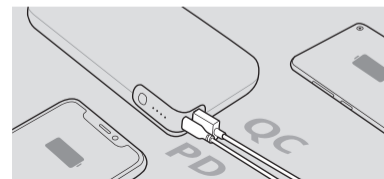


Fig. 2



EN

Charging Your Power Bank(Fig.1)

1. Charge the power bank via the PD port.
2. The LED indicators will light up progressively.

Note:

- It is recommended to fully charge the unit before first use.
- Unplug the charging cable when charging has completed.

Charging Your Device(Fig.2)

- Connect your device to the power bank via the QC port. Charging will start automatically.
- To switch PD input/output, press and hold the Power Button for 5s.

Note:

- Unplug the charging cable when charging has completed.



Checking the Battery Level

Press the Power Button to check the battery level.

E-mail:

support@ravpower.com

Manufacturer

Shenzhen Aspron Technology Company Limited
 Address: Room 2803B, Building C, Galaxy World
 Phase II, Minle Community, Minzhi Street,
 Longhua District, Shenzhen, Guangdong,
 China

**Warranty**

- 18 Month Warranty.
- Life-time Support.

Note:

This warranty is void if the defect is caused by:

- Damage caused by force majeure.
- Accidental damage, misuse, abuse, neglect.
- Improper repair or alteration by unauthorized persons.
- Expired warranty period.

JP**パワーバンクを充電する (Fig.1)**

1. PD ポートでパワーバンクを充電する。
2. LED ライトが進捗に合わせて光ります。

注意:

- 初めてご利用になる場合、フル充電してからご利用ください。
- 充電が完了したら、充電ケーブルを外してください。

ご利用の機器を充電する (Fig.2)

- 充電したい機器を QC 出力ポート経由でモバイルバッテリーに接続してください。充電は自動的に始まります。
- PD 入出力の切り替えるには、電源ボタンを 5 秒間押し続けてください。

注意:

充電が完了したら、充電ケーブルを外してください。

**バッテリー残量を確認する**

電源ボタンを押して、バッテリーレベルを確認します。

保証

- 18 ヶ月の安心保証。
- 長期間のカスタマーサポート。

ご注意:

- 下記の場合は保証対象になりませんのでご注意ください。
- 火災、地震、水害、落雷、ガス害、塩害およびその他の天災地変、公害または異常電圧等の外部的事情による故障もしくは損傷の場合。
 - 使用上の酷使、管理不足、過失または事故によって生じた故障と認められる場合。
 - 当社以外で改造、調整、部品交換等をされた場合。
 - 保証期間が切れる場合。

IMPORTANT SAFETY INSTRUCTIONS**SAVE THESE INSTRUCTIONS**

WARNING – When using this product, basic precautions should always be followed, including the following:

- Read all the instructions before using the product.
- To reduce the risk of injury, close supervision is necessary when the product is used near children.
- Do not put fingers or hands into the product.
- Do not expose power bank to rain or snow.
- Use of a power supply or charger not recommended or sold by power pack manufacturer may result in a risk of fire or injury to persons.
- Do not use the power bank in excess of its output rating. Overload outputs above rating may result in a risk of fire or injury to persons.
- Do not use the power bank that is damaged or modified. Damaged or modified batteries may exhibit unpredictable behavior resulting in fire, explosion or risk of injury.
- Do not disassemble the power bank. Take it to a qualified service person when service or repair is required. Incorrect reassembly may result in a risk of fire or injury to persons.
- Do not expose a power pack to fire or excessive temperature. Exposure to fire or temperature above 100°C may cause explosion. The temperature of 100°C can be replaced by the temperature of 212°F.
- Have servicing performed by a qualified repair person using only identical replacement parts. This will ensure that the safety of the product is maintained.
- Switch off the power bank when not in use.
- Do not place or use this product in high temperature or damp environment. Do not expose it to the sun.
- Dispose the power bank according to the local statues environmental protection regulations.

FCC Compliance

This device complies with Part 15 of the FCC Rules. Operation is subject to the following two conditions:

- (1) this device may not cause harmful interference, and
- (2) this device must accept any interference received, including interference that may cause undesired operation.

**WEEE Compliance**

DO not to dispose of product as unsorted municipal waste and to collect such WEEE separately, for proper treatment, recovery and recycling, please take this product(s) to designated collection points where it will be accepted free of charge. Please contact your local authority for further details of your nearest designated collection station.