



MAKING A FORT


STEP ONE:
LAY DOWN A RUG




STEP TWO:
BUILD THE SIDES




STEP THREE:
COVER WITH A BLANKET



STEP FOUR:
ADD SOME CUSHIONS



STEP FIVE:
INVITE YOUR DOG IN!



What is the benefit of a fort?

Dogs naturally love to den. A small covered space gives them a sense of safety and comfort. Build a fort for them and enjoy the space together!

Show us your forts!
[@fenrircanineleaders](#)
[#fenrir12weekplan](#)