

UGREEN

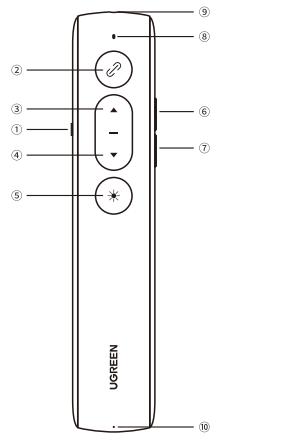
Wireless Presenter Manual

Model:LP180 | P/N:60327

English

Please read this manual carefully before use to ensure the correct use of the product functions, and please keep this manual for future reference.

PRODUCT DETAILS



- 1. Power Key 2. Hyperlink Key 3. Page Up Key 4. Page Down Key 5. Laser Key 6. Volume + Key 7. Volume - Key 8. Indicator Light 9. Laser Lamp 10. USB Receiver

PRODUCT DETAILS

Note: Please first install an AAA battery into the unit before use.

Table with 3 columns: Function, Operation, Notes. Rows include Laser, Full screen/exit full screen, Page up, Page down, Switch between multiple hyperlinks, Select hyperlink, Window switching, Increase volume, Decrease volume, Play/pause, Exit the current file.

SAFETY NOTES

- 1. Do not use this product as a toy for children. 2. Do not drop or use the product under high temperature and short circuit. 3. If the battery expands, deforms or is immersed in water, please stop using it immediately. 4. This product has the function of generating laser beam. Do not look directly at the laser beam! Never shine a laser in someone's eyes!

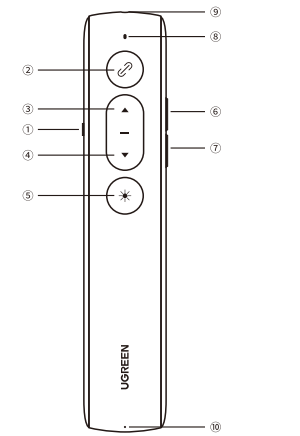
PACKAGE CONTENTS

- 1x Wireless Presenter 1x User Manual

Deutsch

Vielen Dank für den Einkauf von UGREEN Produkten. Für eine optimale Bedienung lesen Sie bitte diese Anleitung sorgfältig vor der Verwendung durch.

PRODUKTDATEN



- 1. Netzschalter 2. Hyperlink Taste 3. Page up Taste 4. Page down Taste 5. Laser Taste 6. Lautstärke + Taste 7. Lautstärke - Taste 8. Kontrollleuchte 9. Laserlampe 10. USB Empfänger

FUNKTION UND BEDIENUNG

Hinweis: Bitte setzen Sie vor der Verwendung eine AAA-Batterie in das Gerät ein.

Table with 3 columns: Funktion, Bedienung, Hinweise. Rows include Laser, Vollbild/Vollbild beenden, Page up, Page down, Wechseln zwischen mehreren Hyperlinks, Wählen den Hyperlink, Fensterumschaltung, Lautstärke erhöhen, Lautstärke verringern, Spielen/Pausen, Beenden die aktuelle Datei.

SICHERHEITSHINWEISE

- 1. Lassen Sie die Kinder es nicht als Spielzeug spielen. 2. Lassen Sie das Produkt nicht fallen und verwenden Sie es nicht bei hohen Temperaturen oder Kurzschlüssen. 3. Wenn der Akku sich ausdehnt, verformt oder in Wasser eintaucht, hören Sie bitte sofort auf zu verwenden. 4. Dieses Produkt hat die Funktion, einen Laserstrahl zu erzeugen. Schauen Sie nicht direkt in den Laserstrahl! Nie strahlen Sie den Laserstrahl zu die Augen von jemandem auf!

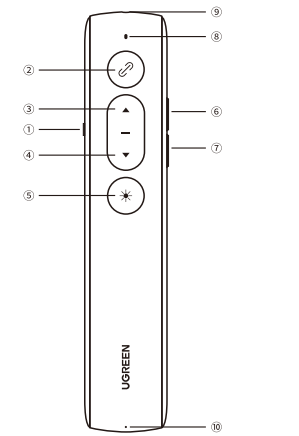
PACKUNGSMATERIAL

- 1x Wireless Presenter 1x Benutzerhandbuch

Français

Merci d'avoir acheté le produit d'UGREEN. Afin de garantir le fonctionnement optimal, veuillez lire attentivement ce manuel avant l'utilisation.

DÉTAILS DU PRODUIT



- 1. Bouton d'Alimentation 2. Bouton Hyperlien 3. Bouton Page Précédente 4. Bouton Page Suivante 5. Bouton Laser 6. Volume + Bouton 7. Volume - Bouton 8. Voyant 9. Lumière Laser 10. Récepteur USB

FONCTION ET OPÉRATION

Note: Veuillez installer une pile AAA dans le produit avant de l'utiliser.

Table with 3 columns: Fonction, Opération, Notes. Rows include Laser, Plein écran/Quitter le plein écran, Page précédente, Page suivante, Basculer entre plusieurs hyperliens, Sélectionnez hyperlien, Changement de fenêtre, Augmenter le volume, Diminuer le volume, Lecture/Pause, Exit the current file.

NOTES DE SÉCURITÉ

- 1. Ne pas donner ce produit aux enfants en tant que jouet. 2. Ne pas laisser tomber ou utiliser le produit dans des températures élevées ou de court-circuit. 3. Si la batterie est gonflée, déformée ou immergée dans l'eau, arrêtez de l'utiliser immédiatement. 4. Ce produit a pour fonction de générer un faisceau laser, veuillez ne pas regarder directement le faisceau laser! N'utilisez jamais de lasers pour illuminer les yeux des autres!

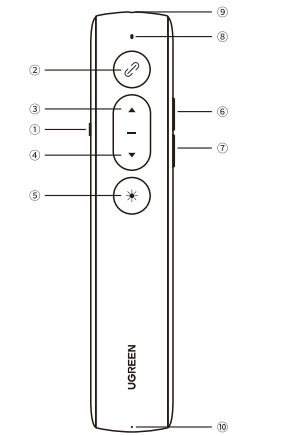
CONTENU DU COLIS

- 1x Présentateur sans fil 1x Manuel

Español

Gracias por comprar el producto de UGREEN. Para lograr un funcionamiento óptimo, por favor lea este manual cuidadosamente antes de utilizarlo

DETALLES DEL PRODUCTO



- 1. Botón de Encendido 2. Botón de Hipervínculo 3. Botón de RePág 4. Botón de AvPág 5. Botón de Láser 6. Botón de volumen + 7. Botón de volumen - 8. Luz indicadora 9. Lámpara Láser 10. Receptor USB

FUNCIÓN Y OPERACIÓN

Nota: haga el favor de instalar una batería AAA en este producto antes de usarlo.

Table with 3 columns: Función, Operación, Notas. Rows include Láser, Pantalla completa/salir de pantalla completa, Página arriba, Pantalla negra/salir de pantalla completa, Página abajo, Cambiar entre varios hipervínculos, Selección hipervínculo, Cambio de ventana, Aumentar el volumen, Disminuir volumen, Reproducir/pausar, Salir del archivo actual.

NOTAS DE SEGURIDAD

- 1. Mantenga este producto fuera del alcance de los niños para asegurarse de que no lo jueguen como un juguete. 2. No deje caer ni use este producto a altas temperaturas ni en ambientes húmedos. 3. Deje de usarlo inmediatamente si la batería está hinchada, deformada o inundada. 4. Este producto tiene la función de generar un rayo láser, ¡no mire directamente al rayo láser! ¡Nunca apunte un láser a nadie!

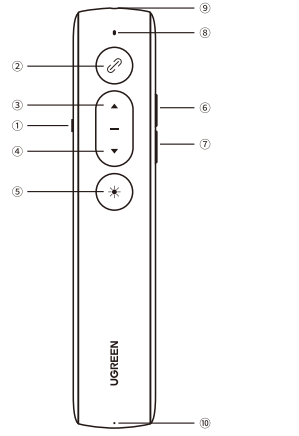
CONTENIDOS DEL PAQUETE

- 1x Puntero láser para presentaciones 1x Manual de usuario

Italiano

Leggere attentamente questo manuale prima dell'uso per garantire l'uso corretto delle funzioni del prodotto e conservare questo manuale per riferimenti futuri.

DETTAGLI DEL PRODOTTO



- 1. Tasto di accensione 2. Tasto di collegamento ipertestuale 3. Tasto di Pagina su 4. Tasto di Pagina giù 5. Tasto di Laser 6. Tasto di Volume + 7. Tasto di Volume - 8. Luce Indicatore 9. Lampada laser 10. Ricevitore USB

FUNZIONE E FUNZIONAMENTO

Nota: Si prega di installare prima una batteria AAA nell'unità prima dell'uso.

Table with 3 columns: Funzione, Funzionamento, Note. Rows include Laser, Schermo intero/ Esci da schermo intero, Pagina su, Schermo nero/ Esci da schermo nero, Pagina giù, Passa tra più collegamenti ipertestuali, Seleziona il collegamento ipertestuale, Cambio di finestra, Aumentare il volume, Diminuire il volume, Play/pausa, Esce dal file corrente.

NOTE DI SICUREZZA

- 1. Non utilizzare questo prodotto come giocattolo per bambini. 2. Non lasciare cadere o utilizzare il prodotto a temperature elevate e cortocircuito. 3. Se la batteria si espande, si deforma o è immersa nell'acqua, si prega di smettere immediatamente di usarla. 4. Questo prodotto ha la funzione di generare raggio laser. Non guardare direttamente il raggio laser! Non brillare mai un laser negli occhi di qualcuno!

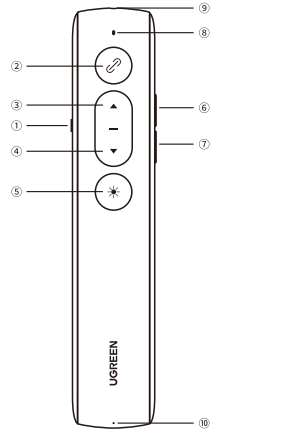
CONTENUTO DELLA CONFEZIONE

- 1x Presentatore wireless 1x Manuale Utente

Русский

Благодарим вас за покупку продукции UGREEN. Пожалуйста, внимательно прочитайте эту инструкцию перед установкой и использованием.

ОБЩАЯ ИНФОРМАЦИЯ



- 1. Кнопка питания 2. Кнопка гиперссылки 3. Кнопка на предыдущую страницу 4. Кнопка на следующую страницу 5. Кнопка на лазерный луч 6. Кнопка громкости + 7. Кнопка громкости - 8. Световой индикатор 9. Лазерный луч 10. USB приемник

КАК ЭТО РАБОТАЕТ

Внимание: Установите 1 батарею типа AAA перед использованием.(Батарея не входит в комплект.)

Table with 3 columns: Функция, Операция, Замечка. Rows include Лазера, Полный экран/отменить, Потушить экран/отменить, Идти на следующую страницу, Переключаться между несколькими гиперссылками, Выбирать гиперссылку, Переключение окон, Повысить громкость, Уменьшить громкость, Начать/Пауза, Выход из текущего файла.

ВНИМАНИЕ

- 1. Не дайте этот продукт детям в качестве игрушки. 2. Не используйте этот продукт в условиях высокой температуры или короткого замыкания. 3. Если аккумулятор накалил, деформирован или погружен в воду, прекратите использование данного продукта. 4. Данный продукт имеет функцию генерации лазерного луча, не смотрите прямо на лазерный луч! И не светить в глаза другим людям лазерным светом!

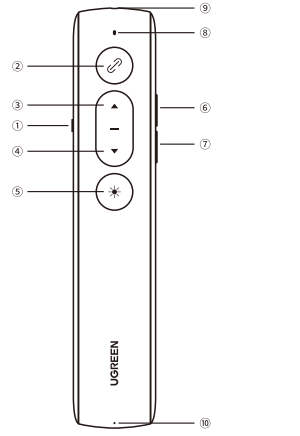
В УПАКОВКЕ

- 1x Беспроводной презентер 1x Инструкция

中文 (简体)

尊敬的用户，感谢您选购绿联产品。为了能更进一步了解产品，使用前请仔细阅读本说明书。祝您体验愉快！

产品示意图



- 1. 电源开关 2. 超链接键 3. 上翻页键 4. 下翻页键 5. 激光键 6. 音量+键 7. 音量-键 8. 指示灯 9. 激光灯 10. USB接收器

功能和操作

温馨提示：使用前请先给产品安装一节7号电池。

Table with 3 columns: 功能, 操作, 备注. Rows include 激光, 全屏/退出全屏, 上翻页, 全屏/退出全屏, 下翻页, 多个超链接之间切换, 选择进入超链接, 窗口切换, 音量加, 音量减, 播放/暂停, 退出当前窗口文件.

注意事项

- 1. 切勿将本产品给儿童当玩具。 2. 请勿跌落或在高温、短路情况下使用本产品。 3. 若该电池膨胀、变形或浸水，请立即停止使用。 4. 本产品具有产生激光光束功能，请勿直视激光光束！切勿用激光照射他人眼睛！

包装清单

- 翻页笔 x1 说明书 x1

IMPORTANT WEEE INFORMATION

This symbol on the product(s) and / or accompanying documents indicates that, under the new Directive 2012/19/EU on waste electrical and electronic equipment (WEEE), product(s) used electrical and electronic equipment (WEEE) should not be mixed with general household waste. For proper treatment, recovery and recycling, please take this product(s) to designated collection points where it will be accepted free of charge.

Disposing of this product correctly will help save valuable resources and prevent any potential negative effects on human health and the environment, which could otherwise arise from inappropriate waste handling.

Please contact your local authority for further details of your nearest designated collection point.

Penalties may be applicable for incorrect disposal of this waste, in accordance with your national legislation.

For professional users in the European Union If you wish to discard electrical and electronic equipment (EEE), please contact your dealer or supplier for further information.

For disposal in countries outside of the European Union This symbol is only valid in the European Union (EU). If you wish to discard this product please contact your local authorities or dealer and ask for the correct method of disposal.

WARRANTY INFORMATION

A limited 2-year warranty applies to all UGREEN products purchased from UGREEN official store or authorized sellers. Please feel free to contact us if you run into any problems.

CONTACT US

FOR AMAZON MARKETPLACES NORTH AMERICA US: support.us@ugreen.com CA: support.ca@ugreen.com MX: support.mx@ugreen.com EUROPE UK: support.uk@ugreen.com DE: support.de@ugreen.com FR: support.fr@ugreen.com ES: support.es@ugreen.com IT: support.it@ugreen.com ASIA PACIFIC JP: support.jp@ugreen.com AU: support.au@ugreen.com MIDDLE EAST UAE: support-uae@ugreen.com KSA: support-ksa@ugreen.com

MORE SALES CHANNELS

ALIEXPRESS: alieexpress.support@ugreen.com LAZADA: lazada.support@ugreen.com EBAY: ebay.support@ugreen.com SHOPEE: shopee.support@ugreen.com WHOLESALE BUSINESS: partner@ugreen.com

FCC STATEMENT

This device complies with Part 15 of the FCC rules. Operation is subject to the following two conditions: (1) this device may not cause harmful interference, and (2) this device must accept any interference received, including interference that may cause undesired operation. Warning: Changes or modifications not expressly approved by the party responsible for compliance could void the user's authority to operate the equipment.

Learn more about the EU Declaration of Conformity: https://www.ugreen.com/download/

UGREEN GROUP LIMITED

www.ugreen.com support@ugreen.com +86-755-28066530 @ugreen.fans @ugreen_official @UGreen_Official Ugreen Building, Longcheng Industrial Park, Longguanxi Road, Longhua, Shenzhen, China

UGREEN is a registered trademark of Ugreen Group Limited. All rights reserved.

