

**UGREEN**

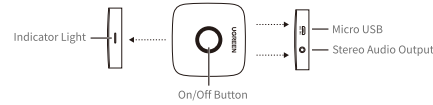
**BLUETOOTH 5.0 RECEIVER ADAPTER  
MANUAL**

Model:CM122 CM123 | P/N:30444 30445

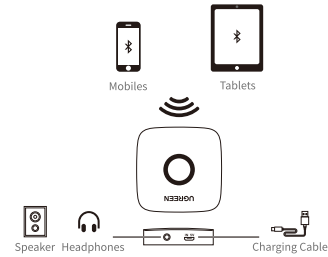
Thank you for purchasing the UGREEN products. For optimum operation, please read this manual carefully before use.

**PID:30444**

**PRODUCT DETAILS**



**HOW IT WORKS**



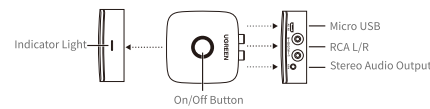
— 1 —

**SPECIFICATION**

- Model: 30444
- Bluetooth name: Ugreen-30444E
- Bluetooth version: 5.0
- Bluetooth protocol: AVRCP and A2DP
- Frequency range: 2.402GHz-2.480GHz
- Frequency response: 20Hz-20kHz
- Output power: 28mW RL=16Ω
- SNR: >90dB
- Total harmonic distortion: <0.1%
- Transmit range: up to 10m
- 3.5mm stereo audio output
- Micro USB (5V) for power supply
- Dimension: L54xW54xH13.7 (mm)

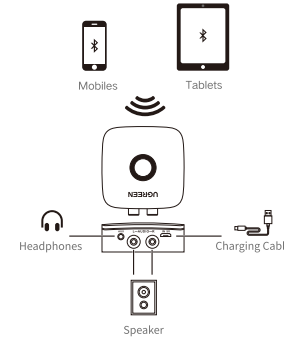
**PID:30445**

**PRODUCT DETAILS**



— 2 —

**HOW IT WORKS**



**SPECIFICATION**

- Model: 30445
- Bluetooth name: Ugreen-30445E
- Bluetooth version: 5.0
- Bluetooth protocol: AVRCP and A2DP
- Frequency range: 2.402GHz-2.480GHz
- Frequency response: 20Hz-20kHz
- Output power: 28mW RL=16Ω
- SNR: >90dB

— 3 —

- Total harmonic distortion: <0.1%
- Transmit range: up to 10m
- R/L audio and 3.5mm stereo audio output
- Micro USB (5V) for power supply
- Dimension: L66.6xW66.6xH24 (mm)

**1. POWER ON/OFF**

- On first use, connect your 3.5mm/2RCA headphones or speaker to this unit. Use Micro USB cable to power this unit and it will turn on automatically and ready to be paired.
- Power off: Press the button for 3 seconds to turn off this unit.
- Power on: Press the button for 3 seconds to turn on this unit in subsequent use.

**2. HOW TO PAIR**

- Keep this unit into the transmit range of 10m/32ft and turn on this unit.
- Find the Bluetooth setting of your phone and start the search for Bluetooth devices (Please refer to the user manual of your phone).
- You will find the “Ugreen-30444E” or “Ugreen-30445E” in your phone list and select it, and then you will hear the sound “Pair Successful Connected”.
- Re-connection Mode: When this unit is disconnected or the pairing is cancelled, it will enter re-connection mode that allow automatically connect to the last connected Bluetooth devices with the sound “Connected”.

— 4 —

- Double-click the button to enter the pairing mode to pair another Bluetooth device.
- Click the button to send reconnection order under timeout mode or paired mode.
- Timeout mode: this unit will enter timeout mode if there is no pairing within 5 minutes and the adapter enters the re-connection mode.
- Factory settings: Long press the button for 10 seconds and you can reset the unit to factory settings.
- When your phone is out the transmit range of 10m/32ft, this unit will enter re-connection mode within 18 hours, or it will enter timeout mode. You need click the button to re-connect your phone.

**NOTES**

- For the first connection, this unit can enter the pairing mode when it is turned on. In subsequent use, you need to double click the button to enter the pairing mode.
- The adapter will save the ID identified when pairing and automatically establish the connection according to the saved ID.
- This adapter can store the paired ID, and automatically connect next time (5 ID could be stored max)
- If the connection failed several times, you can reset the adapter to factory settings or restart you Bluetooth devices.

— 5 —

**3. MUSIC AND VOLUME CONTROL**

- Open the music player on your phone under paired mode.
- Press the button to play the latest song played on your phone.
- Press the button to pause music.
- Move to the previous song or the next song on your phone.
- Control the volume by your phone or speaker. (Please refer to the user manual of your phone)

**LED INDICATOR**

| Indicator Light Status |             |                     |
|------------------------|-------------|---------------------|
| LED Color              | Sec /Times  | Working status      |
| Blue light on          | 1sec        | On/Off              |
| Blue lights flash      | twice/10sec | On/Off /Pair mode   |
| Blue light flash       | once/10sec  | Paired successfully |
| Blue light flash       | twice/10sec | Music Playing       |
| Blue light flash       | once/5sec   | Reconnection mode   |
| Blue light on          | 2.5sec      | Factory settings    |

— 6 —

**OPERATION INTRODUCTIONS**

| Status      | On/Off Button                  |                    |                 |
|-------------|--------------------------------|--------------------|-----------------|
|             | Click                          | Long press         | Double click    |
| Power off   |                                | Power on for 3sec  |                 |
| Pair        |                                | Power off for 3sec |                 |
| Power on    |                                |                    |                 |
| Power off   | Long Factory setting for 10sec |                    |                 |
| Power on    | Reconnect order                |                    |                 |
| Power on    |                                |                    | Enter pair mode |
| Play music  | Pause                          |                    |                 |
| Pause music | Play                           |                    |                 |

**SAFETY NOTES**

- Avoid using this unit in extreme high or low temperatures and humid environments.
- Do not expose the unit to dust, water, or extreme temperatures.
- This product should not be placed near the magnet or products with a strong magnetic field, which will affect the normal function of the product or damage the product.
- This adapter is radio signal. Please make sure there is no other signal interference. Do not modify, repair or disassemble devices, if so, please contact manufacture.
- To prevent possible hearing damage, do not not listen at high volume levels for long periods.

— 7 —

**PACKAGE CONTENTS**

- 1x Wireless Bluetooth 5.0 Receiver Audio Adapter
- 1x 3.5 mm Audio Cable
- 1x Micro USB Cable for Power supply
- 1x Manual

— 8 —

**IMPORTANT WEEE INFORMATION**

This symbol on the product(s) and / or accompanying documents indicates that, under the new Directive 2012/19/EU on waste electrical and electronic equipment (WEEE), product(s) used electrical and electronic equipment (WEEE) should not be mixed with general household waste. For proper treatment, recovery and recycling, please take this product(s) to designated collection points where it will be accepted free of charge.

Disposing of this product correctly will help save valuable resources and prevent any potential negative effects on human health and the environment, which could otherwise arise from inappropriate waste handling.

Please contact your local authority for further details of your nearest designated collection point.

Penalties may be applicable for incorrect disposal of this waste, in accordance with your national legislation.

**For professional users in the European Union**  
If you wish to discard electrical and electronic equipment (EEE), please contact your dealer or supplier for further information.

**For disposal in countries outside of the European Union**  
This symbol is only valid in the European Union (EU). If you wish to discard this product please contact your local authorities or dealer and ask for the correct method of disposal.

**WARRANTY INFORMATION**

A limited 2-year warranty applies to all UGREEN products purchased from UGREEN official store or authorized sellers. Please feel free to contact us if you run into any problems.

**CONTACT US**

**FOR AMAZON MARKETPLACES**

- NORTH AMERICA**  
US: support.us@ugreen.com CA: support.ca@ugreen.com  
MX: support.mx@ugreen.com

- EUROPE**  
UK: support.uk@ugreen.com DE: support.de@ugreen.com  
FR: support.fr@ugreen.com ES: support.es@ugreen.com  
IT: support.it@ugreen.com

- ASIA PACIFIC**  
JP: support.jp@ugreen.com AU: support.au@ugreen.com

- MIDDLE EAST**  
UAE: support-uae@ugreen.com KSA: support-ksa@ugreen.com

**MORE SALES CHANNELS**

- ALIEXPRESS: aliexpress.support@ugreen.com
- LAZADA: lazada.support@ugreen.com
- EBAY: ebay.support@ugreen.com
- SHOPEE: shopee.support@ugreen.com
- WHOLESALE BUSINESS: partner@ugreen.com

**FCC STATEMENT**

This device complies with Part 15 of the FCC rules. Operation is subject to the following two conditions: (1) this device may not cause harmful interference, and (2) this device must accept any interference received, including interference that may cause undesired operation. Warning: Changes or modifications not expressly approved by the party responsible for compliance could void the user's authority to operate the equipment.

Learn more about the EU Declaration of Conformity:  
<https://www.ugreen.com/download/>

**UGREEN GROUP LIMITED**

www.ugreen.com

support@ugreen.com

+86-755-28066530

@ugreen.fans

@ugreen\_official

@Ugreen\_Official

Ugreen Building, Longcheng Industrial Park, Longguanxi Road, Longhua, Shenzhen, China

UGREEN is a registered trademark of Ugreen Group Limited. All rights reserved.

