


FRANKLIN
CLEANING TECHNOLOGY




Side Out

GYM FLOOR FINISH

DANGER
See back panel for precautions and first aid.



5 GALLONS (18.93L)



Protect From Freezing

Side Out Gym Floor Finish

Product# F193026

Side Out is an acrylic wood floor finish that provides a highly durable coating with extremely high gloss in gymnasiums, sports floors and other wood-surface floors. Easy to apply. Dries quick. Repels scratching, scuffing and rubber burn marks. Recommended to be used on sealed wood floors.

NOTE: Avoid applying on extremely hot and humid days or when floor temperature is below 21°C.

NOTE: Wet floors are slippery. Prevent pedestrian traffic with a wet floor sign or barricades.

La NOTA: Evite aplicar en días muy calientes y húmedos o cuando temperatura de piso esté debajo de 21° C.

La NOTA: Los pisos mojados son resbaladizos. Prevenga tráfico pedestre con un signo mojado de piso o barricades.

DIRECTIONS FOR USE

APPLICATION

1. Remove all soil. Wear non-marking soft-soled gym shoes. Check for wax, gum or other substances.
2. Screen entire floor with 120-150 grit screens until floor is uniformly dull. Remove any swirls caused by screens with sequential "fine" screens (above 150 grit).
3. Before tacking, be sure doors are locked and air movement (fan) is turned off.
4. Sweep and vacuum up all dust from floor. Do not use treated dust mops. Floor dust is combustible. Remove from vacuums and all containers.
5. Tack floor with WATER-DAMPENED turkish towels, tightly wrung out. Repeat tacking until floor is dust free.
6. Allow floor to dry until there is NO sign of moisture.
7. Apply first coat using a **light weight** t-bar applicator. Work steadily without stopping, feathering as you go, until the entire coat is applied.
8. Allow to dry (2-4 hours under normal conditions). Do not exceed 16 hours prior to recoating or screening will be necessary.
9. Apply second coat using same method as above.
10. If additional gloss is desired, apply a third coat as in step #7.
11. Release to light traffic after 24 hours and heavy traffic after 48 hours.

FOR INDUSTRIAL USE ONLY.

IMPORTANT: Use only as directed. Do not mix with anything unless recommended since harmful conditions and poor performance could result. Do not pour unused product back into original container. All floors are slippery when wet. To prevent falls, exercise care when working and block off traffic with "Caution" signs until floor is completely dry.

KEEP OUT OF REACH OF CHILDREN

| INGREDIENTS/INGREDIENTES | CAS# |
|---|------------|
| Water/Agua | 7732-18-5 |
| Acrylic polymer/Polímero acrílico | Mixture |
| Diethylene glycol monoethyl ether/ Eter de monoethyl de glicol de Diethylene | 111-90-0 |
| Dibutyl phthalate/Dibutyl phthalate | 84-74-2 |
| Oxidized polyethylene wax/ Cera oxidada de polietileno | 68441-17-8 |

INDICACIONES PARA USAR

APLICACION

1. Quite toda la tierra. Lleve zapatillas de gimnasia no-marcando de suave-soleo. Verifique para la cera, la goma u otras sustancias.
2. Investigue piso entero con 120-150 pantallas de granos de arena hasta que piso sea uniformemente lánguido. Quite cualquier remolino causado por pantallas con pantallas "finas" secuenciales (encima de 150 granos).
3. Antes de clavar, está que puertas seguro son cerradas y movimiento aéreo (ventilador) es apagado.
4. Barrido y limpia con aspiradora arriba todo el polvo del piso. No utilice fregonas tratadas de polvo. El polvo del piso es combustible. Quite de vacíos y todos los contenedores.
5. Clave piso con toallas AGUA-APAGADOS de turco, apretadamente retorci do fuera. Repita clavar hasta que piso sea polvo liberta.
6. Permita piso para secar hasta que no hay signo de humedad.
7. Aplique primer abrigo que utiliza un aplicador **ligero de** T-barra de peso. Trabaje constantemente sin parar, emplumar como va, hasta que el abrigo entero sea aplicado.
8. Permita secar (2-4 horas bajo condiciones normales). No exceda 16 horas antes de recoating ni la investigación será necesaria.
9. Aplique segundo abrigo que utiliza mismo método como arriba.
10. Si brillo adicional es deseado, aplique un tercer abrigo como en paso #7.
11. La liberación para encender tráfico después de 24 horas y el mucho tráfico después de 48 horas.

ÚNICAMENTE PARA USO INDUSTRIAL.

IMPORTANTE: Sólo usar según lo indicado. No mezclar con nada que no esté recomendado ya que podría resultar en condiciones perjudiciales y rendimiento pobre. No verter el producto no utilizado en el recipiente original. Todos los pisos son resbaladizos cuando están mojados. Para prevenir caídas, ejercer precaución al trabajar y bloquear el paso con carteles de "Precaución" hasta que el piso esté completamente seco.

MANTENGA FUERA DEL ALCANCE DE LOS NIÑOS

Franklin Cleaning Technology
One Fuller Way
Great Bend, KS 67530
United States

CHEMTREC (800) 424-9300
Emergency (620) 792-1711
24 hour Emergency (800) 424-9300
www.fullercommercial.com

DANGER

May damage fertility or the unborn child. May cause mild eye and skin irritation. Harmful to aquatic life. Harmful to aquatic life with long lasting effects.

Prevention

Obtain special instructions before use (see SDS). Do not handle until all safety precautions have been read and understood. Avoid release to the environment. Wear protective gloves / protective clothing / eye protection / face protection.

Response

If exposed or concerned: Get medical advice / attention.

Storage

Store locked up.

Disposal

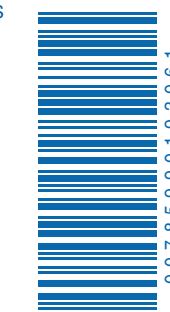
Dispose of contents/container in accordance with local / regional / national / international regulations.



WARNING: This product can expose you to chemicals including Dibutyl phthalate, which is known to the State of California to cause birth defects or other reproductive harm. For more information, go to www.P65Warnings.ca.gov.



ADVERTENCIA: Este producto puede exponerlo a productos químicos, incluido Dibutyl phthalate, que el estado de California sabe que causan defectos de nacimiento u otros daños reproductivos. Para obtener más información, vaya a www.P65Warnings.ca.gov.



F193026-0418